

CONTENTS

GENERAL SPEC.

ENGINE

Cylinder Head	B2
Cylinder	B3
Crankshaft, Piston	B4~B5
Valve	B6~B7
Camshaft, Chain	B8
Water Pump	B9
Radiator, Hose	B10~B11
Oil Pump	B12~B13
Intake	B14~B15
Carburetor	C2~C4
Exhaust	C5
Crankcase	C6~C7
Crankcase Cover 1	C8~C9
Starter Clutch	C10
Clutch	C11~C12
Transmission	C13~C14
Shift Cam, Fork	C15
Shift Shaft	D2

CHASSIS

Frame	D3~D4
Fender	D5~D6
Oil Tank	D7
Rear Arm	D8
Rear Suspension	D9
Steering	D10
Front Fork	D11~D12
Fuel Tank	D13~D15
Seat	E2

Front Wheel	E3
Front Brake Caliper	E4
Rear Wheel	E5~E6
Rear Brake Caliper	E7
Steering Handle, Cable	E8
Front Master Cylinder	E9~E10
Stand, Footrest	E11~E12
Rear Master Cylinder	E13~E14
Cowling 1	E15~F2
Generator	F3
Flasher Light	F4
Meter	F5
Headlight (FRENCH SPEC.)	F6~F7
Taillight	F8
Handle Switch, Lever	F9
Electrical 1	F10
Electrical 2	F11

INDEX (GENERAL SPEC.)

Numerical Index	L2~L6
-----------------------	-------

INDIVIDUAL SPEC.

FOR BELGIUM SWEDEN SWITZERLAND

Alternate (Headlight)	F13
-----------------------------	-----

FOR FINLAND

Alternate (Fender, Headlight) ...	F15
-----------------------------------	-----

FOR DENMARK GREECE NORWAY

Alternate (Fender, Headlight) ...	G3
-----------------------------------	----

FOR ENGLAND

Alternate (Meter, Headlight)	G5
-----------------------------------	----

FOR ITALY

Alternate (Headlight)	G7
-----------------------------	----

FOR HOLLAND

Alternate (Headlight)	G9
-----------------------------	----

FOR SWEDEN SWITZERLAND

Alternate (Carburetor, Fender) ..	G11
-----------------------------------	-----

FOR AUSTRIA

Alternate (Carburetor, Chassis) .	G13
Alternate (Headlight)	G14

FOR OCEANIA

Alternate (Meter, Headlight)	H2
Alternate (Electrical)	H3

INDEX (INDIVIDUAL SPEC.)

Numerical Index	M2~M3
-----------------------	-------

YAMAHA



**PARTS
CATALOGUE**

TDM850'93 (3VD5)

EUROPE

TDM850'93 (4CM3)

SWEDEN

TDM850'93 (4CN3)

SWITZERLAND, AUSTRIA


TDM850E (4CF3)

OCEANIA

233VD-300E2

YAMAHA
GENUINE
Parts & Accessories

A2



A3

FOREWORD

This Parts Catalogue is related to the parts for the Yamaha TDM850'83(3VD5/4CM3/4CN3)/TDM850E(4CF3). When you are ordering replacement parts for the TDM850'83(3VD5/4CM3/4CN3)/TDM850E(4CF3), refer to this Parts Catalogue and quote both part numbers and part names correctly.

1. Modifications or additions which have been made after issue of the Parts Catalogue will be announced in the Yamaha Parts News.
It is advisable that according to the Yamaha Parts News you make necessary corrections to the Parts Catalogue on hand to keep it up-to-date.

2. Abbreviations

The following abbreviations are used in this Parts Catalogue.

- U.R. Use size (thickness) and/or number as required.
- U.N. Use as many as you need.
- A.P. Alternate Parts
- L.M. Local Made
- F# Frame No. (Applicable machine No.)

3. The parts marked with (-) in the parts number column of this Catalogue are not supplied with by Yamaha, those have to be found locally.
4. Parts, which are to be supplied in the form of assemblies, are listed with an indention of one letter's space, and a dot (.) is put against the name of each part.

EXAMPLE CARBURETOR ASS'Y
 . JET, pilot
 . NOZZLE, main

5. Indication of No. of constituent parts for assembly

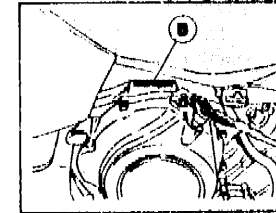
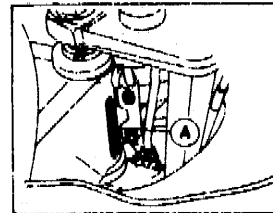
The numeral appearing to the right of each constituent part under the description indicates the quantity of such parts for each individual assembly unit.

EXAMPLE

Part No.	Description	Qty	Remarks
2F5-83310-60	FRONT FLASHER LIGHT ASS'Y	2	
115-83311-60	. BULB (6V-18W)	1	
1M1-83309-60	. REFLECTOR	1	

6. Initial Serial No. and Color Code

3VD5	(A) Frame Serial No.	3VD-040101 and following
	(B) Engine Serial No.	3VD-040101 and following
4CM3	(A) Frame Serial No.	4CM-004101 and following
	(B) Engine Serial No.	4CM-004101 and following
4CN3	(A) Frame Serial No.	4CN-006101 and following
	(B) Engine Serial No.	4CN-006101 and following
4CF3	(A) Frame Serial No.	4CF-002101 and following
	(B) Engine Serial No.	4CF-002101 and following



Color Code	Color Name	Abbreviate
0121	VIVID RED COCKTAIL 1	VRC1
0337	DARK CYAN METALLIC 2	DCM2
0370	VERY DARK VIOLET COCKTAIL 1	VDVC1

7. Applicable colors of graphics are represented in the "Remarks" column by the letter(s) appropriately picked out of the full word(s) showing such colors.

EXAMPLE

Part No.	Description	Qty	Remarks
2N4-24110-00-X5	FUEL TANK COMP.	1	MAXIM RED
3J1-24240-10	. GRAPHIC, fuel tank set	1	for MXR

8. This parts Catalogue contains modified specs as opposed to the preceding one.
The modified items are asterisked (*) before their respective Ref. Nos. For the convenience of reference, Table of comparison between old and new is provided at the end of the text.

CONTENTS

GENERAL SPEC.

ENGINE

Cylinder Head	B2
Cylinder	B3
Crankshaft, Piston	B4~B5
Valve	B6~B7
Camshaft, Chain	B8
Water Pump	B9
Radiator, Hose	B10~B11
Oil Pump	B12~B13
Intake	B14~B15
Carburetor	C2~C4
Exhaust	C5
Crankcase	C6~C7
Crankcase Cover 1	C8~C9
Starter Clutch	C10
Clutch	C11~C12
Transmission	C13~C14
Shift Cam, Fork	C15
Shift Shaft	D2

CHASSIS

Frame	D3~D4
Fender	D5~D6
Oil Tank	D7
Rear Arm	D8
Rear Suspension	D9
Steering	D10
Front Fork	D11~D12
Fuel Tank	D13~D15
Seat	E2

Front Wheel	E3
Front Brake Caliper	E4
Rear Wheel	E5~E6
Rear Brake Caliper	E7
Steering Handle, Cable	E8
Front Master Cylinder	E9~E10
Stand, Footrest	E11~E12
Rear Master Cylinder	E13~E14
Cowling 1	E15~F2
Generator	F3
Flasher Light	F4
Meter	F5
Headlight (FRENCH SPEC.)	F6~F7
Taillight	F8
Handle Switch, Lever	F9
Electrical 1	F10
Electrical 2	F11

INDEX (GENERAL SPEC.)

Numerical Index	L2~L6
-----------------------	-------

INDIVIDUAL SPEC.

FOR BELGIUM SWEDEN SWITZERLAND

Alternate (Headlight)	F13
-----------------------------	-----

FOR FINLAND

Alternate (Fender, Headlight) ...	F15
-----------------------------------	-----

FOR DENMARK GREECE NORWAY

Alternate (Fender, Headlight) ...	G3
-----------------------------------	----

FOR ENGLAND

Alternate (Meter, Headlight)	G5
-----------------------------------	----

FOR ITALY

Alternate (Headlight)	G7
-----------------------------	----

FOR HOLLAND

Alternate (Headlight)	G9
-----------------------------	----

FOR SWEDEN SWITZERLAND

Alternate (Carburetor, Fender) ..	G11
-----------------------------------	-----

FOR AUSTRIA

Alternate (Carburetor, Chassis) .	G13
Alternate (Headlight)	G14

FOR OCEANIA

Alternate (Meter, Headlight)	H2
Alternate (Electrical)	H3

INDEX (INDIVIDUAL SPEC.)

Numerical Index	M2~M3
-----------------------	-------

CONTENTS

GENERAL SPEC.

ENGINE

Cylinder Head	B2
Cylinder	B3
Crankshaft, Piston	B4 ~ B5
Valve	B6 ~ B7
Camshaft, Chain	B8
Water Pump	B9
Radiator, Hose	B10 ~ B11
Oil Pump	B12 ~ B13
Intake	B14 ~ B15
Carburetor	C2 ~ C4
Exhaust	C5
Crankcase	C6 ~ C7
Crankcase Cover 1	C8 ~ C9
Starter Clutch	C10
Clutch	C11 ~ C12
Transmission	C13 ~ C14
Shift Cam, Fork	C15
Shift Shaft	D2

CHASSIS

Frame	D3 ~ D4
Fender	D5 ~ D6
Oil Tank	D7
Rear Arm	D8
Rear Suspension	D9
Steering	D10
Front Fork	D11 ~ D12
Fuel Tank	D13 ~ D15
Seat	E2

Front Wheel	E3
Front Brake Caliper	E4
Rear Wheel	E5 ~ E6
Rear Brake Caliper	E7
Steering Handle, Cable	E8
Front Master Cylinder	E9 ~ E10
Stand, Footrest	E11 ~ E12
Rear Master Cylinder	E13 ~ E14
Cowling 1	E15 ~ F2
Generator	F3
Flasher Light	F4
Meter	F5
Headlight (FRENCH SPEC.)	F6 ~ F7
Taillight	F8
Handle Switch, Lever	F9
Electrical 1	F10
Electrical 2	F11

INDEX (GENERAL SPEC.)

Numerical Index	L2 ~ L6
-----------------------	---------

INDIVIDUAL SPEC.

FOR BELGIUM

SWEDEN SWITZERLAND

Alternate (Headlight)	F13
-----------------------------	-----

FOR FINLAND

Alternate (Fender, Headlight)	F15
-------------------------------------	-----

FOR DENMARK GREECE

NORWAY

Alternate (Fender, Headlight) ..	G3
----------------------------------	----

FOR ENGLAND

Alternate (Meter, Headlight)	G5
------------------------------------	----

FOR ITALY

Alternate (Headlight)	G7
-----------------------------	----

FOR HOLLAND

Alternate (Headlight)	G9
-----------------------------	----

FOR SWEDEN SWITZERLAND

Alternate (Carburetor, Fender) ..	G11
-----------------------------------	-----

FOR AUSTRIA

Alternate (Carburetor, Chassis) ..	G13
------------------------------------	-----

Alternate (Headlight)	G14
-----------------------------	-----

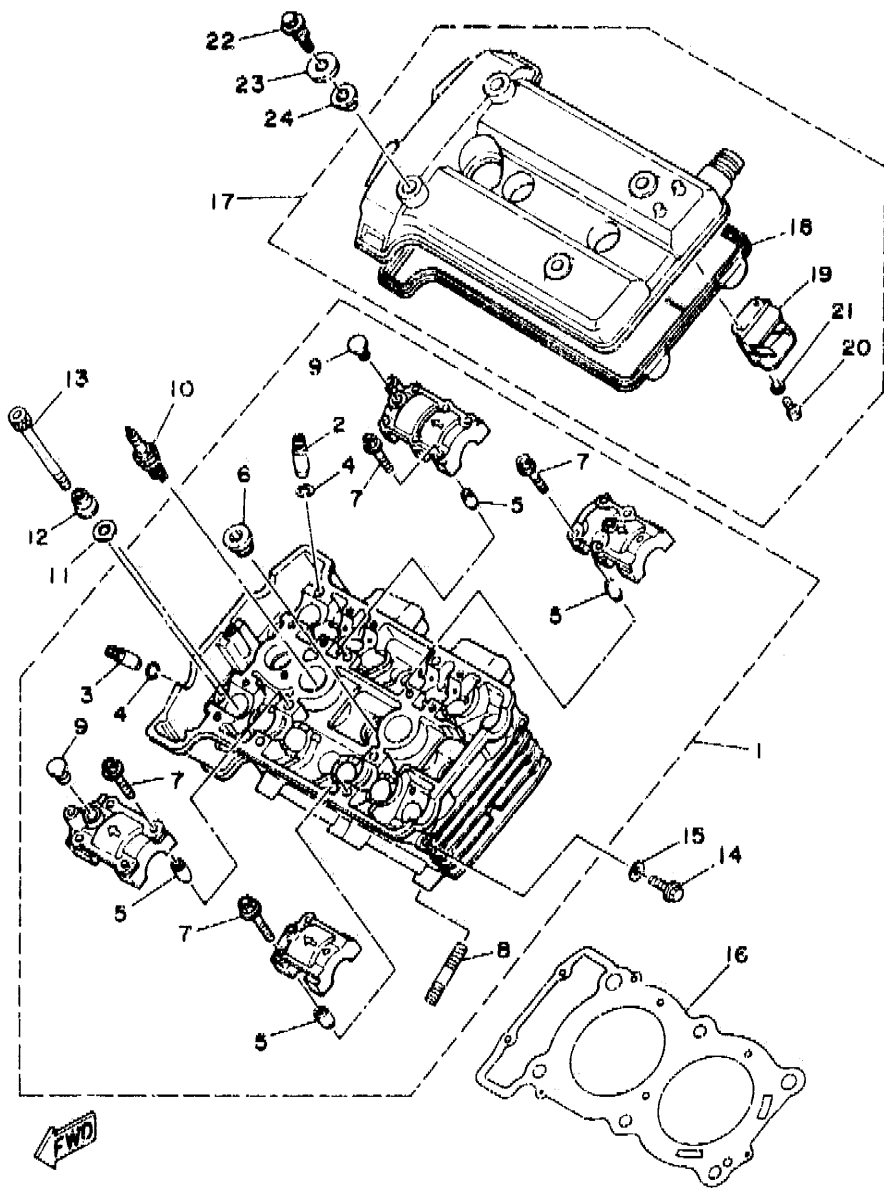
FOR OCEANIA

Alternate (Meter, Headlight)	H2
------------------------------------	----

Alternate (Electrical)	H3
------------------------------	----

INDEX (INDIVIDUAL SPEC.)

Numerical Index	M2 ~ M3
-----------------------	---------



3LD1351-9010

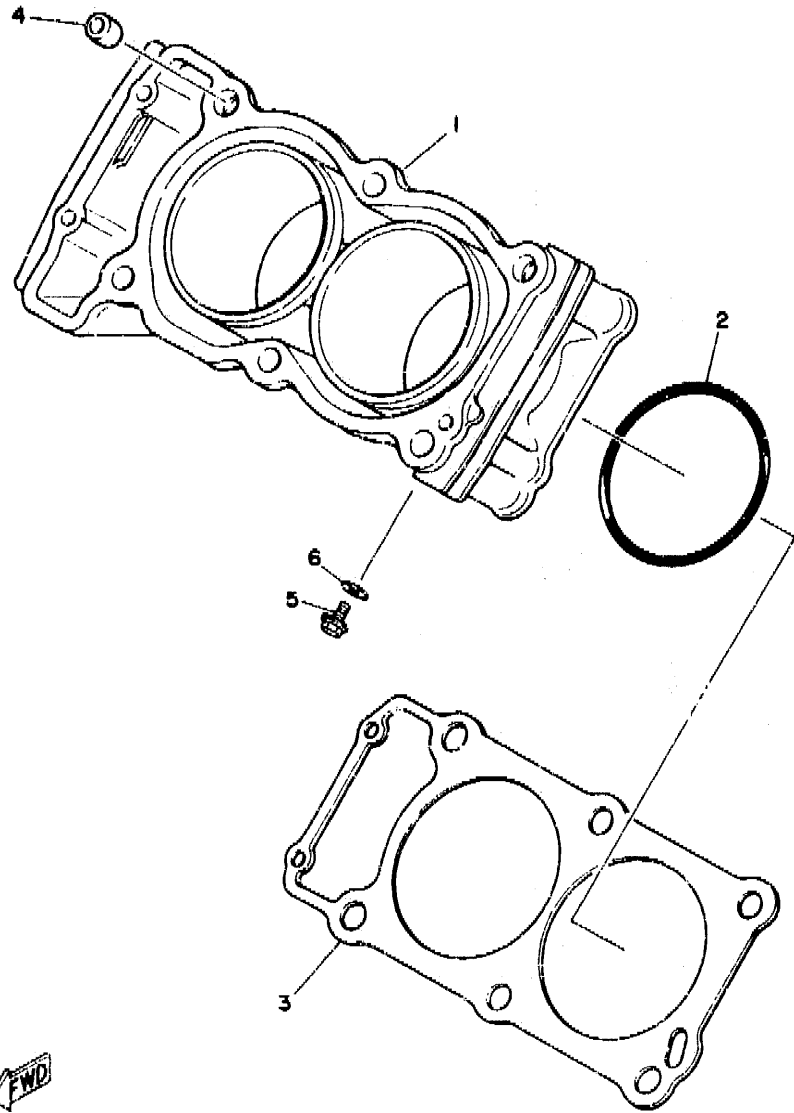
FIG. 1 CYLINDER HEAD

REF. NO.	PART NO.	DESCRIPTION	Q'TY	REMARKS
1	3VD-11101-00	CYLINDER HEAD ASSY	1	
2	3LD-11133-10	.GUIDE, intake valve	6	
3	3LD-11134-10	.GUIDE, exhaust valve	4	
4	93440-10109	.CIRCLIP	10	
5	99510-08016	.PIN, dowel	8	
6	90340-18101	.PLUG, straight screw	2	
7	90105-06153	.BOLT, washer based	16	
8	90116-08321	.BOLT, stud	4	
9	90338-10150	.PLUG	2	
10	94701-00361	PLUG, spark (NGK-DPR9EA)	2	
11	90201-103M4	WASHER, plate	6	
12	90179-10414	NUT	6	
13	91316-06150	BOLT	2	
14	95021-08012	BOLT, flange	1	
15	90430-08143	GASKET	1	
16	3VD-11181-01	GASKET, cylinder head 1	1	
17	3VD-Y1119-00	COVER ASSY, cylinder head	1	
18	3LD-11193-00	.GASKET, head cover i	1	
19	3LD-11160-02	.BREATHER ASSY	1	
20	98501-04006	.SCREW, pan head	2	
21	92901-04100	.WASHER, spring	2	
22	90109-064F0	BOLT	4	
23	90209-11262	WASHER	4	
24	2GH-11116-00	RUBBER, mount 1	4	

B2

FIG. 2 CYLINDER

REF. NO.	PART NO.	DESCRIPTION	Q'TY	REMARKS
1	3VD-11310-10	CYLINDER	1	
2	93210-90785	O-RING	2	
3	3VD-11351-00	GASKET, cylinder	1	
4	99530-14016	PIN, dowel	2	
5	90153-06029	SCREW, hexagon	1	
6	90430-06014	GASKET	1	



3LD1351-9020

B3

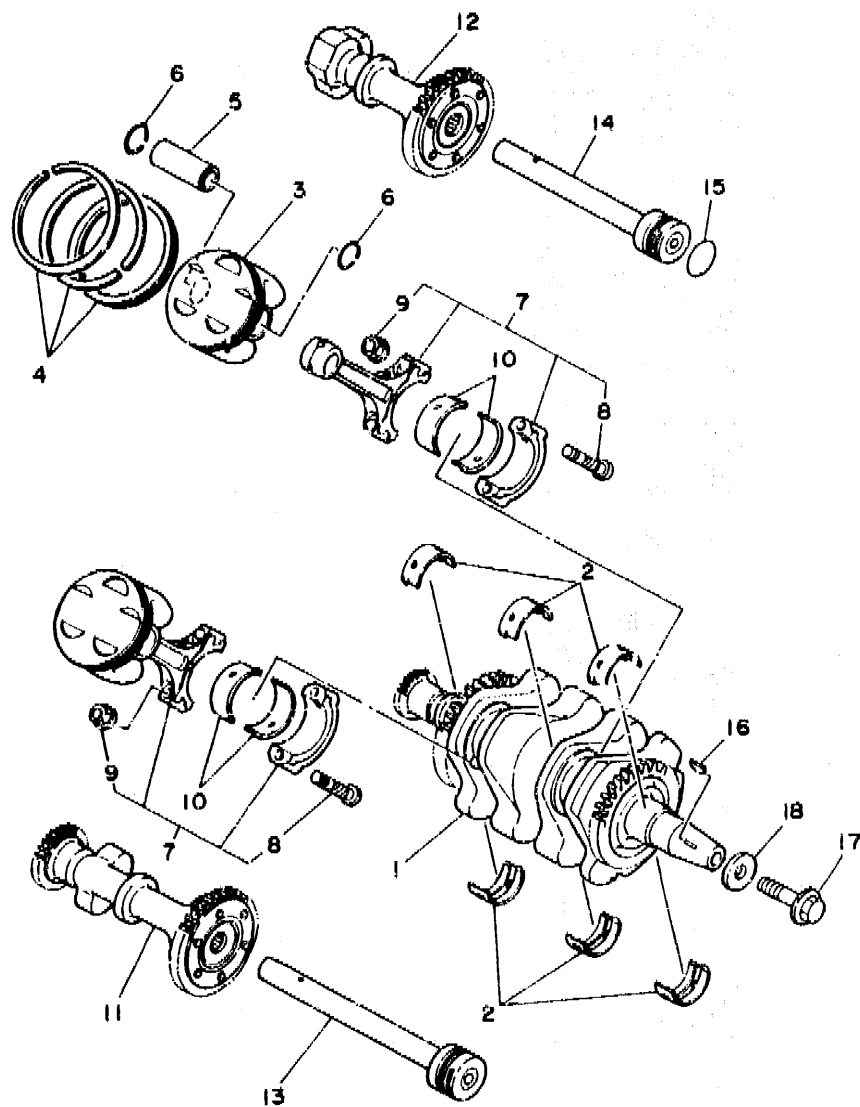


FIG. 3 CRANKSHAFT, PISTON

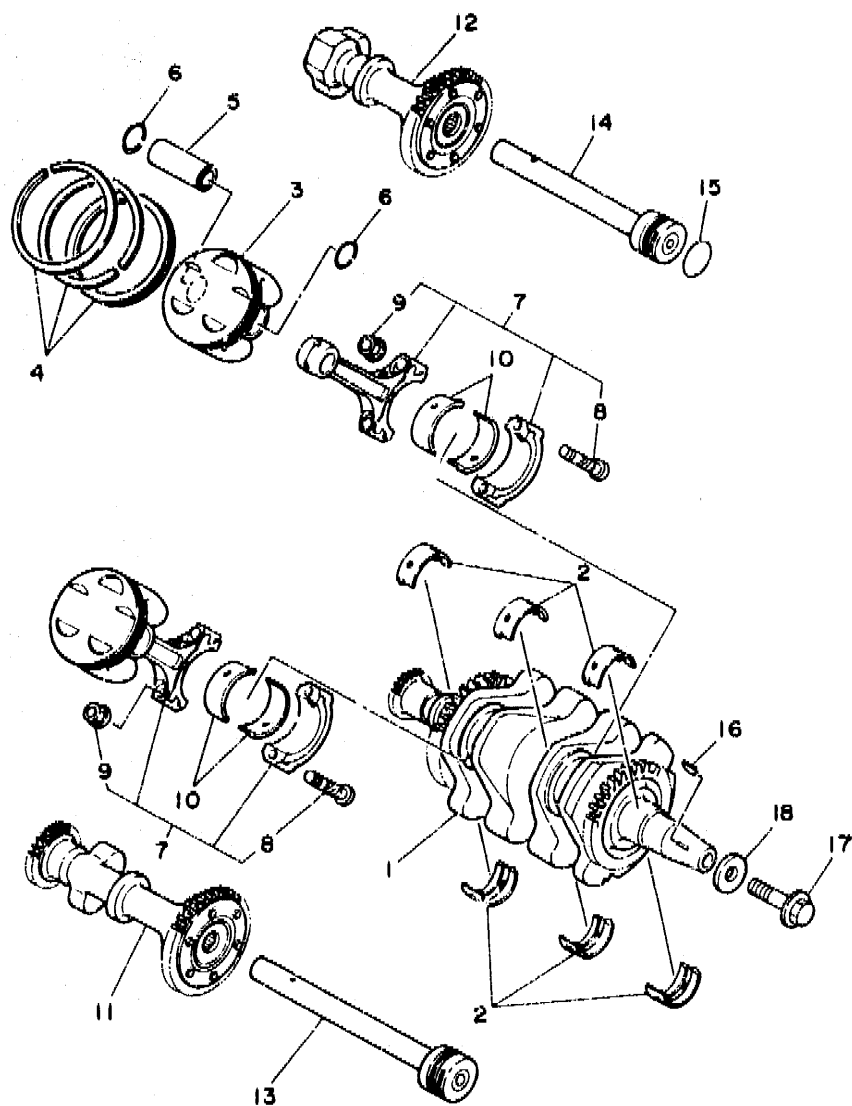
REF. NO.	PART NO.	DESCRIPTION	Q'TY	REMARKS
1	3VD-11400-02	CRANKSHAFT ASSY	1	
2	3LD-11416-00	PLANE BEARING, crankshaft 1	6	UR BLUE
	3LD-11416-10	PLANE BEARING, crankshaft 1	6	UR BLACK
	3LD-11416-20	PLANE BEARING, crankshaft 1	6	UR BROWN
	3LD-11416-30	PLANE BEARING, crankshaft 1	6	UR GREEN
	3LD-11416-40	PLANE BEARING, crankshaft 1	6	UR YELLOW
	3LD-11416-50	PLANE BEARING, crankshaft 1	6	UR PINK
	3LD-11416-60	PLANE BEARING, crankshaft 1	6	UR RED
3	3VD-11631-00	PISTON (STD)	2	
	3VD-11636-00	PISTON (0.50MM O/S)	2	AP
	3VD-11638-00	PISTON (1.00MM O/S)	2	AP
4	3VD-11610-00	PISTON RING SET (STD)	2	
	3VD-11610-20	PISTON RING SET (0.50MM O/S)	2	AP
	3VD-11610-40	PISTON RING SET (1.00MM O/S)	2	AP
5	3LD-11633-00	PIN, piston	2	
6	93450-22027	CIRCLIP	4	
7	3VD-11650-00	CONNECTING ROD ASSY	2	
8	3LD-11654-00	.BOLT, connecting rod	2	
9	90179-09379	.NUT	2	
10	3LD-11656-00	PLANE BEARING, connecting rod	4	UR BLUE
	3LD-11656-10	PLANE BEARING, connecting rod	4	UR BLACK
	3LD-11656-20	PLANE BEARING, connecting rod	4	UR BROWN
	3LD-11656-30	PLANE BEARING, connecting rod	4	UR GREEN
11	3LD-11500-00	BALANCER ASSY	1	
12	3VD-11510-00	BALANCER ASSY, 2	1	
13	3LD-11583-00	SHAFT, balancer 1	1	
14	3LD-11584-00	SHAFT, balancer 2	1	
15	93210-30660	O-RING	1	

FWD
3LD1351-9030

B4

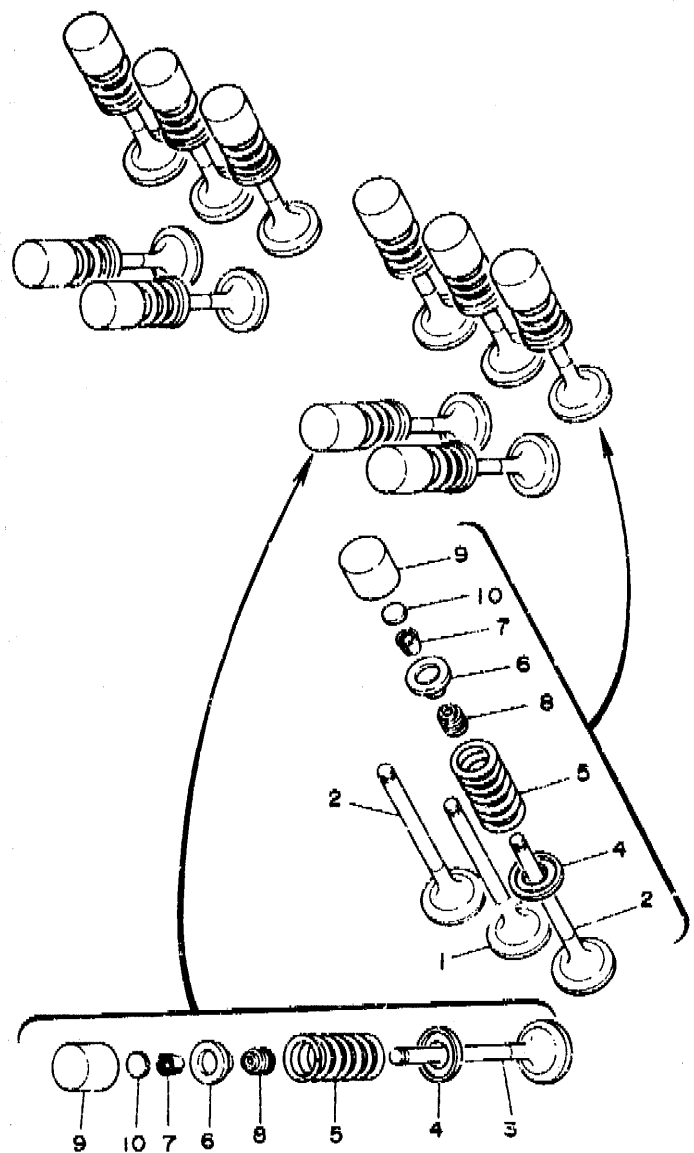
FIG. 3 CRANKSHAFT. PISTON

REF. NO.	PART NO.	DESCRIPTION	Q'TY	REMARKS
16	90280-05029	KEY, woodruff	1	
17	90105-12584	BOLT, washer based	1	
18	90201-121H0	WASHER, plate	1	



3LD135I-9030

B5



3LD1351-9040

FIG. 4 VALVE

REF. NO.	PART NO.	DESCRIPTION	Q'TY	REMARKS
1	3LD-12111-00	VALVE, intake (3LD.)	2	
2	3LD-12112-00	VALVE, intake 2 (3LD.)	4	
3	3LD-12121-00	VALVE, exhaust (3LD)	4	
4	1WG-12116-00	SEAT, valve spring	10	
5	3LD-12113-00	SPRING, valve inner	10	
6	3LD-12117-00	RETAINER, valve spring	10	
7	3LD-12118-00	COTTER, valve	20	
8	51Y-12119-00	SEAL, valve stem	10	
9	1WG-12153-21	LIFTER, valve	10	UR BLUE
	1WG-12153-31	LIFTER, valve	10	UR RED
	1WG-12153-09	LIFTER, valve (O/S)	10	AP WHITE
10	3LD-12168-00	PAD, adjusting (1.20)	10	UR
	3LD-12168-20	PAD, adjusting (1.25)	10	UR
	3LD-12168-40	PAD, adjusting (1.30)	10	UR
	3LD-12168-60	PAD, adjusting (1.35)	10	UR
	3LD-12168-80	PAD, adjusting (1.40)	10	UR
	3LD-12168-A0	PAD, adjusting (1.45)	10	UR
	3LD-12168-F0	PAD, adjusting (1.50)	10	UR
	3LD-12168-H0	PAD, adjusting (1.55)	10	UR
	3LD-12168-K0	PAD, adjusting (1.60)	10	UR
	3LD-12168-M0	PAD, adjusting (1.65)	10	UR
	3LD-12168-R0	PAD, adjusting (1.70)	10	UR
	3LD-12168-U0	PAD, adjusting (1.75)	10	UR
	3LD-12168-W0	PAD, adjusting (1.80)	10	UR
	3LD-12168-Y0	PAD, adjusting (1.85)	10	UR
	3LD-12169-10	PAD, adjusting (1.90)	10	UR
	3LD-12169-30	PAD, adjusting (1.95)	10	UR
	3LD-12169-50	PAD, adjusting (2.00)	10	UR

B6

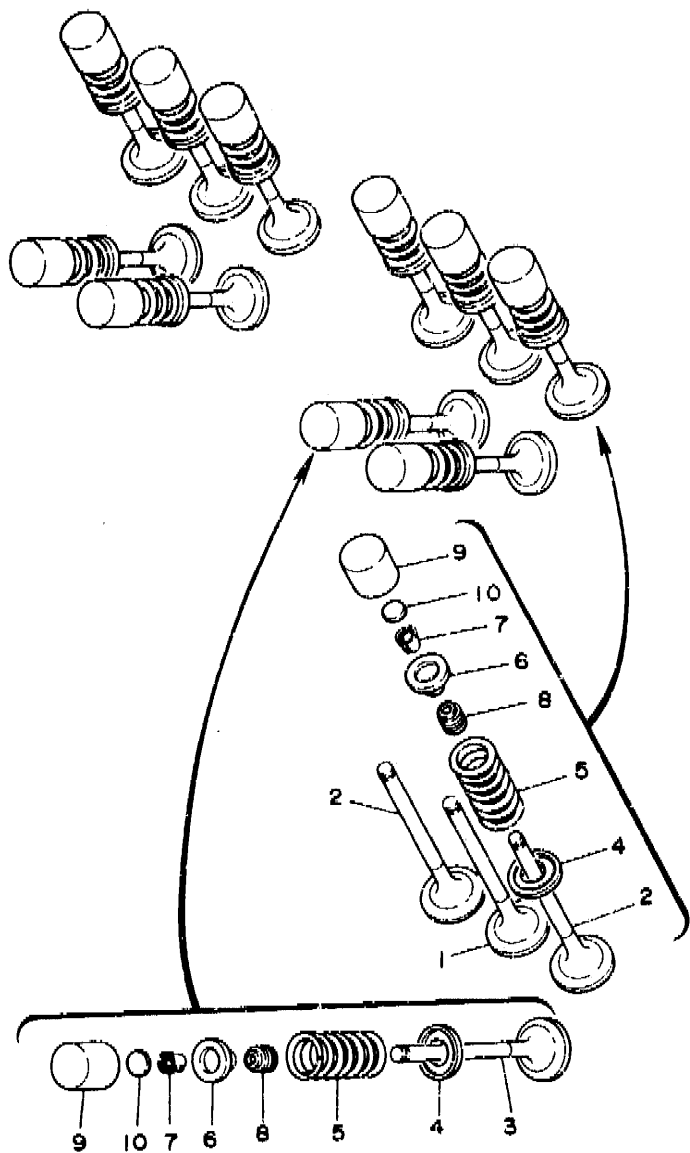


FIG. 4 VALVE

REF. NO.	PART NO.	DESCRIPTION	Q'TY	REMARKS
10	3LD-12169-70	PAD, adjusting (2.05)	10	UR
	3LD-12169-90	PAD, adjusting (2.10)	10	UR
	3LD-12169-E0	PAD, adjusting (2.15)	10	UR
	3LD-12169-G0	PAD, adjusting (2.20)	10	UR
	3LD-12169-J0	PAD, adjusting (2.25)	10	UR
	3LD-12169-L0	PAD, adjusting (2.30)	10	UR
	3LD-12169-H0	PAD, adjusting (2.35)	10	UR
	3LD-12169-T0	PAD, adjusting (2.40)	10	UR

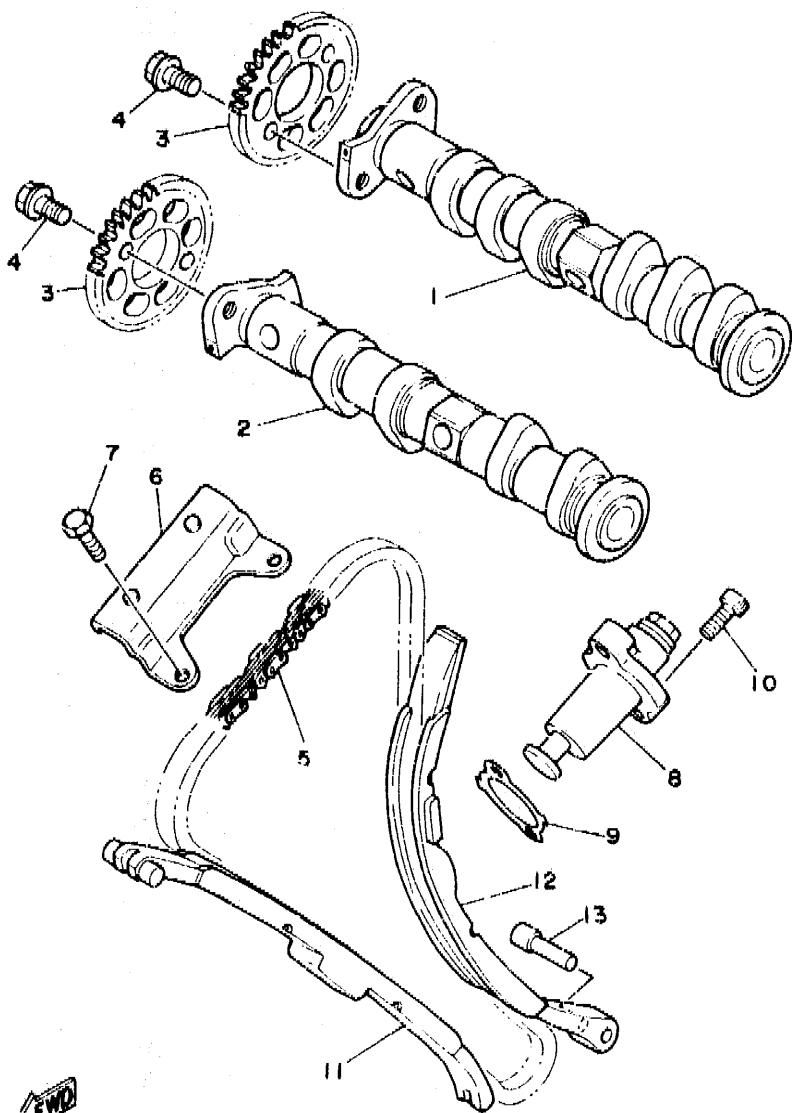


3LD1351-9040

B7

FIG. 5 CAMSHAFT, CHAIN

REF. NO.	PART NO.	DESCRIPTION	Q'TY	REMARKS
1	3LD-12171-00	CAMSHAFT 1	1	
2	3LD-12181-00	CAMSHAFT 2	1	
3	3LD-12176-00	SPROCKET, cam chain	2	
4	90105-07342	BOLT, washer based	4	
5	94591-40138	CHAIN (82RH2015-1381)	1	
6	3LD-12241-00	GUIDE, stopper 2	1	
7	97026-06012	BOLT	1	
8	3LD-12210-00	TENSIONER ASSY, cam chain	1	
9	3VD-12213-00	GASKET, tensioner case	1	
10	91311-06025	BOLT	2	
11	3LD-12251-00	DAMPER, chain 1	1	
12	3LD-12252-00	DAMPER, chain 2	1	
13	3LD-12247-00	SHAFT, tensioner	1	



3LD1351-9050

B8

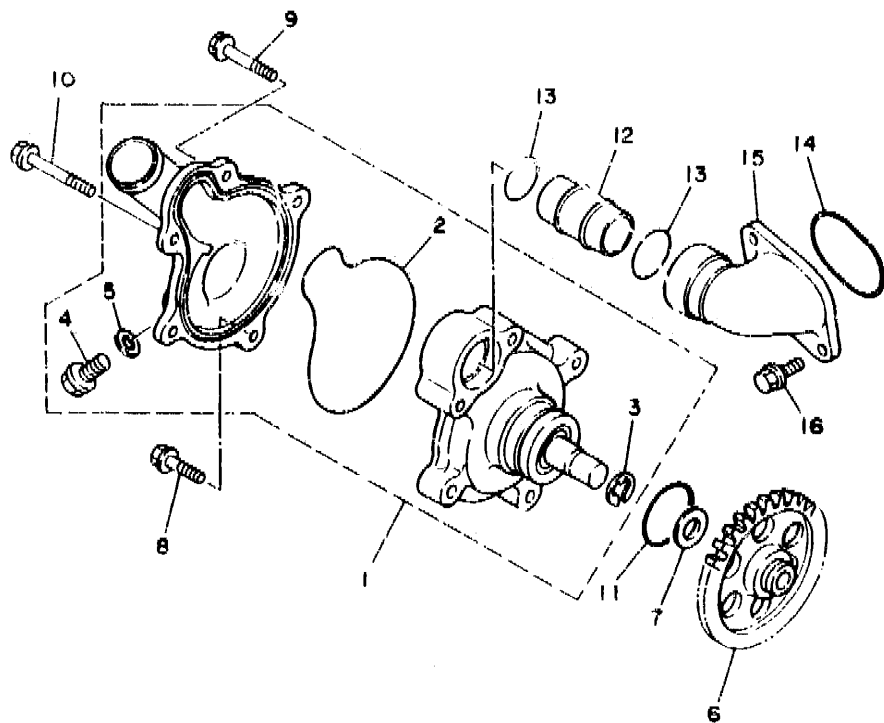


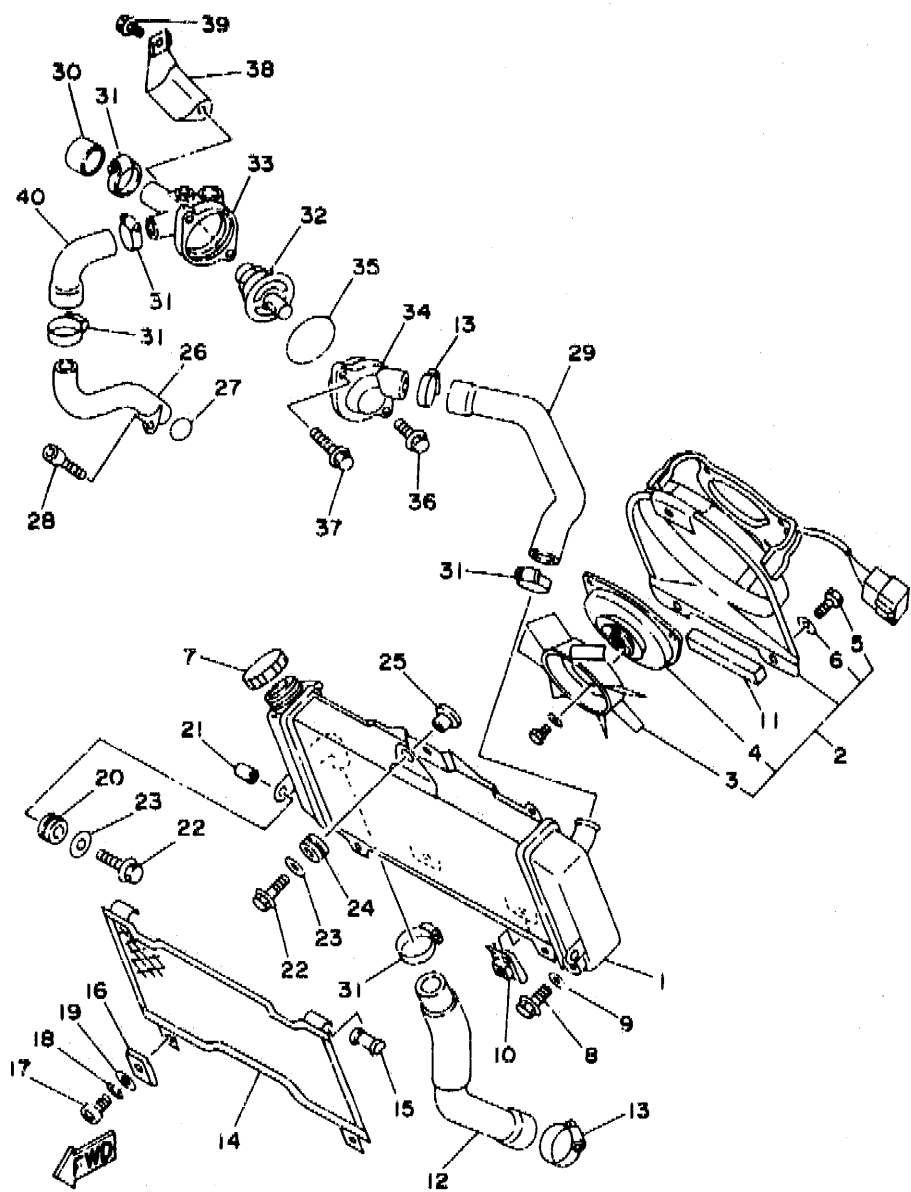
FIG. 6 WATER PUMP

REF. NO.	PART NO.	DESCRIPTION	Q'TY	REMARKS
1	3VD-12420-10	WATER PUMP ASSY	1	
2	3LD-12439-00	O-RING	1	
3	99009-12400	CIRCLIP	1	
4	95021-06012	BOLT, flange	1	
5	90430-06014	GASKET	1	
6	3VD-12459-00	GEAR, impeller shaft	1	
7	90201-127E1	WASHER, plate	1	
8	95021-06030	BOLT, flange	1	
9	95021-06045	BOLT, flange	1	
10	95021-06060	BOLT, flange	1	
11	93210-33133	O-RING	1	
12	3LD-12481-00	PIPE 1	1	
13	93210-21190	O-RING	2	
14	93210-36788	O-RING	1	
15	3VD-12469-00	JOINT 1	1	
16	95021-06016	BOLT, flange	2	



3VD5300-3060

B9

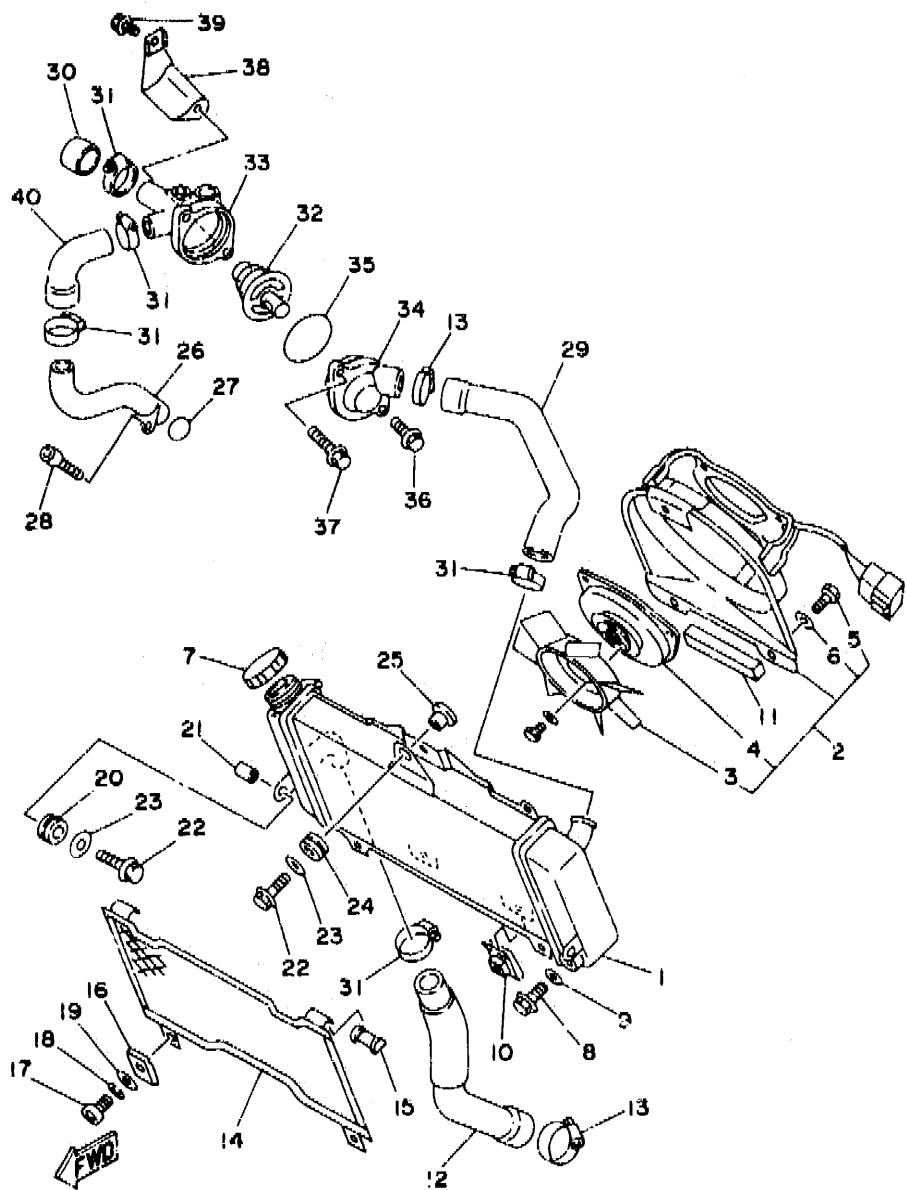


3VD1351-1070

FIG. 7 RADIATOR, HOSE

REF. NO.	PART NO.	DESCRIPTION	Q'TY	REMARKS
1	3VD-12461-00	RADIATOR ASSY	1	
2	1UF-12465-00	BLOWER ASSY	1	
3	1UF-12611-00	FAN	1	
4	26H-12630-00	MOTOR ASSY	1	
5	98501-05008	SCREW, pan head	3	
6	92901-05600	WASHER, plate	3	
7	26H-12462-00	CAP, radiator	1	
8	1AA-12561-00	PLUG, drain cock	1	
9	1AA-12435-00	GASKET	1	
10	1AA-12535-00	PLATE	3	
11	3VD-12465-00	DAMPER, radiator	1	
12	3VD-12578-00	HOSE 3	1	
13	90450-38040	HOSE CLAMP ASSY	2	
14	1UF-12467-00	COVER, radiator	1	
15	1UF-12435-00	GASKET	2	
16	90183-05024	NUT, spring	2	
17	98506-05010	SCREW, pan head	2	
18	92906-05100	WASHER, spring	2	
19	92906-05600	WASHER, plate	2	
20	90480-15363	GROMMET	2	
21	90387-07392	COLLAR	2	
22	95816-06025	BOLT, flange	3	
23	90201-06697	WASHER, plate	3	
24	90480-18276	GROMMET	1	
25	90387-07037	COLLAR	1	
26	3VD-12482-10	PIPE 2	1	
27	93210-18417	O-RING	1	
28	91316-06016	BOLT	1	

B10

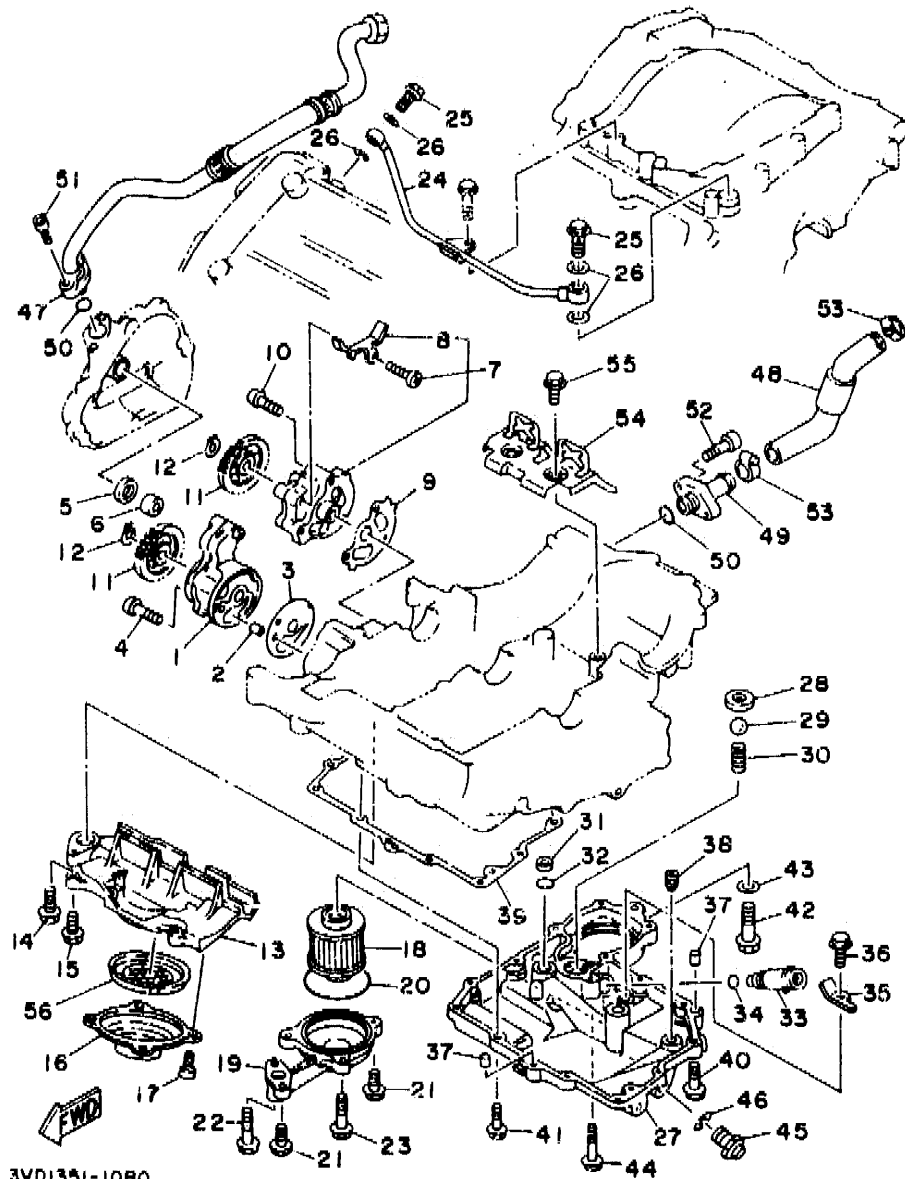


3VD1351-1070

FIG. 7 RADIATOR HOSE

REF. NO.	PART NO.	DESCRIPTION	Q'TY	REMARKS
29	3VD-12577-00	HOSE 2	1	
30	3VD-12567-00	CAP, water	1	
31	90450-32051	HOSE CLAMP ASSY	5	
32	1AE-12410-00	THERMOSTAT ASSY	1	
33	1UF-12417-01	HOUSING, thermostat	1	
34	1UF-12413-00	COVER, thermostat	1	
35	93210-49046	O-RING	1	
36	95026-06020	BOLT, flange	1	
37	95026-06030	BOLT, flange	1	
38	3VD-1244E-00	BRACKET 1	1	
39	95026-06010	BOLT, flange	1	
40	3VD-12579-00	HOSE 4	1	

B11

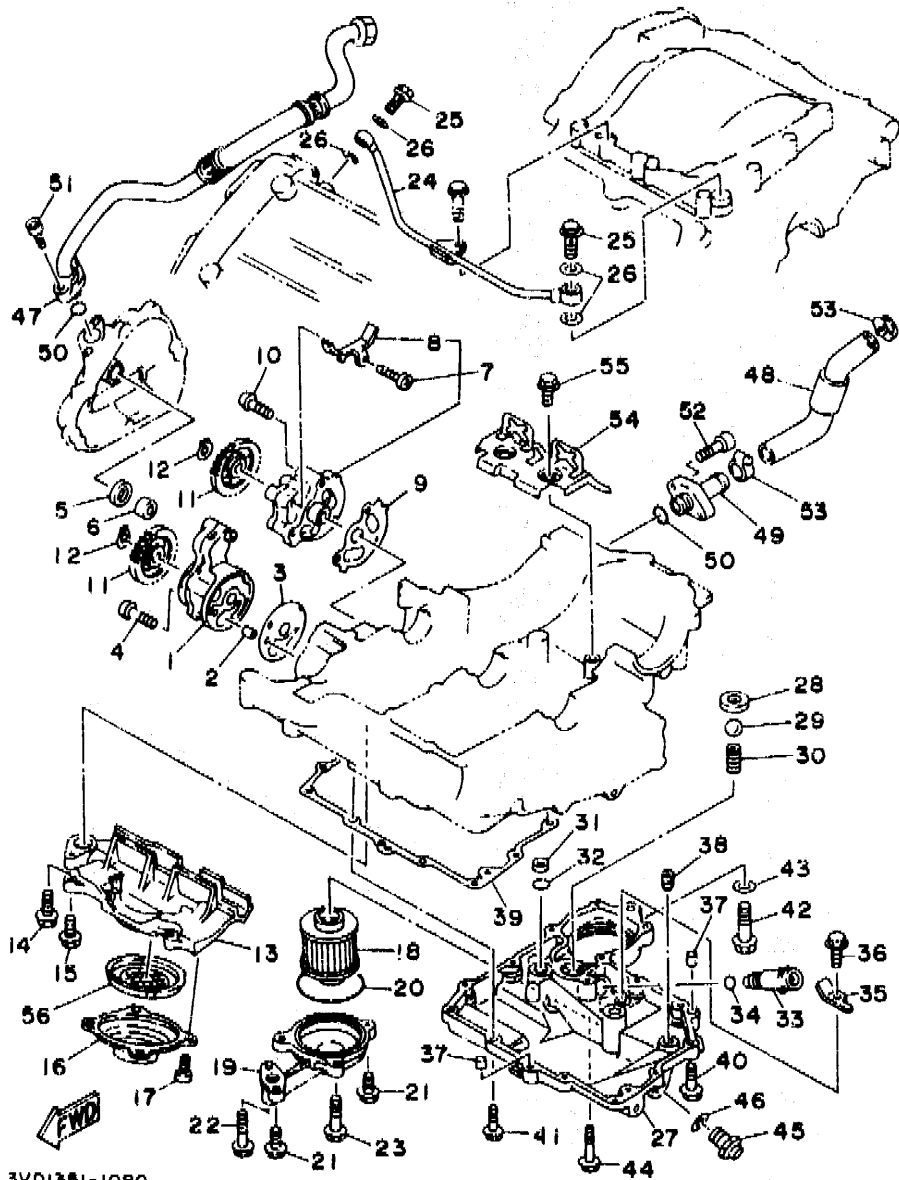


3VD1351-1080

FIG. 8 OIL PUMP

REF. NO.	PART NO.	DESCRIPTION	Q'TY	REMARKS
1	3LD-13300-00	OIL PUMP ASSY	1	
2	99510-08012	PIN, dowel	1	
3	3LD-13329-00	GASKET, pump cover	1	
4	98503-06045	SCREW, pan head	3	
5	90430-14131	GASKET	1	
6	90387-120W5	COLLAR	1	
7	3LD-13303-00	OIL PUMP ASSY, 2	1	
8	3LD-13371-00	PLATE	1	
9	3LD-13339-00	GASKET, pump cover	1	
10	98501-06035	SCREW, pan head	3	
11	3VD-13325-00	GEAR, pump driven	2	
12	99009-11400	CIRCLIP	2	
13	3VD-13412-00	HOUSING, strainer	1	
14	95026-06025	BOLT, flange	1	
15	95026-06020	BOLT, flange	4	
16	3VD-13411-00	STRAINER, oil	1	
17	98501-06010	SCREW, pan head	4	
18	4X7-13440-90	ELEMENT ASSY, oil cleaner	1	
19	3LD-13447-00	COVER, oil element	1	
20	93210-64297	O-RING	1	
21	95021-06020	BOLT, flange	2	
22	95021-06030	BOLT, flange	1	
23	95021-06040	BOLT, flange	2	
24	3LD-13161-00	PIPE, delivery 1	1	
25	90401-10106	BOLT, union	2	
26	90430-10171	GASKET	4	
27	3VD-13417-10	COVER, strainer	1	
28	3LD-13113-00	SEAT, check ball	1	

B12

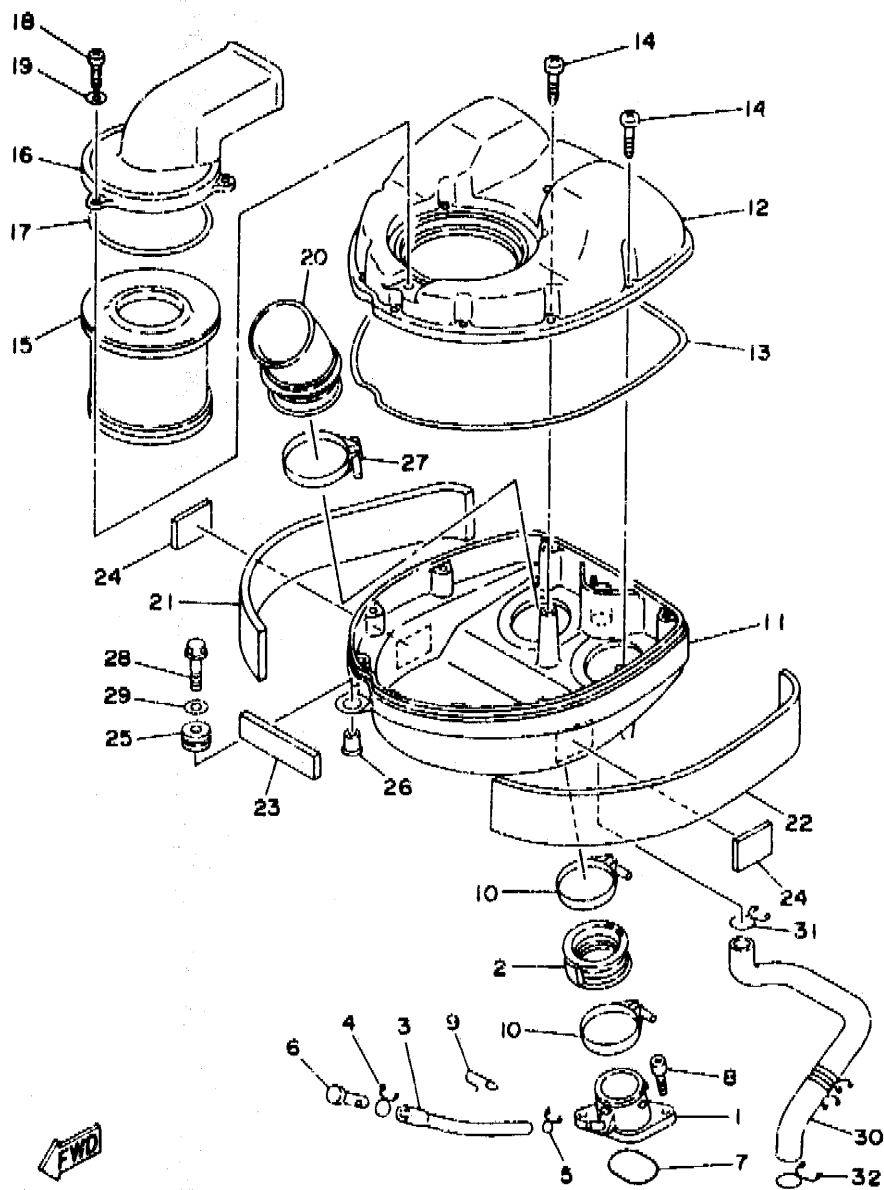


3VD1351-1080

FIG. 8 OIL PUMP

REF. NO.	PART NO.	DESCRIPTION	Q'TY	REMARKS
29	93505-08030	BALL	1	
30	90501-104F9	SPRING, compression	1	
31	90387-106W6	COLLAR	1	
32	93210-12790	O-RING	1	
33	11H-13490-00	RELIEF VALVE ASSY	1	
34	93210-10096	G-RING	1	
35	3LD-13151-00	STAY	1	
36	90105-G6553	BOLT, washer based	1	
37	99510-08016	PIN, dowel	2	
38	4H7-15138-00	NOZZLE 1	1	
39	3VD-13414-00	GASKET, strainer cover	1	
40	90105-06456	BOLT, washer based	2	
41	95021-06025	BOLT, flange	11	
42	95021-10040	BOLT, flange	1	
43	90430-10171	GASKET	1	
44	95021-06035	BOLT, flange	1	
45	3VD-13455-00	PLUG	1	
46	214-11198-01	GASKET	1	
47	3VD-13464-10	HOSE, oil 1	1	
48	3VD-13465-00	HOSE, oil 2	1	
49	3VD-13416-00	PIPE, oil 1	1	
50	93210-13657	O-RING	2	
51	91311-06020	BOLT	2	
52	90110-06093	BOLT, hexagon socket head	2	
53	90460-27270	CLAMP, hose	2	
54	3VD-13317-00	PLATE, baffle	1	
55	90105-06553	BOLT, washer based	2	
56	3VD-13415-00	SEAL, oil strainer	1	

B13



3VD4351-2080

FIG. 9 INTAKE

REF. NO.	PART NO.	DESCRIPTION	Q'TY	REMARKS
1	3LD-13586-01	JOINT, carburetor 1	2	
2	3LD-13597-00	JOINT, carburetor 3	2	
3	1VJ-13929-00	PIPE, impulse	1	
4	90467-08017	CLIP	1	
5	90467-08021	CLIP	1	
6	90240-06040	PIN, clevis	1	
7	93210-44545	O-RING	2	
8	91316-06020	BOLT	4	
9	90465-20035	CLAMP	1	
10	90450-57034	HOSE CLAMP ASSY	4	
11	3VD-14411-00	CASE, air cleaner 1	1	
12	3VD-14421-00	CASE, air cleaner 2	1	
13	1VJ-14462-00	SEAL	1	
14	97780-50125	SCREW, tapping	10	
15	1AE-14451-00	ELEMENT, air cleaner	1	
16	3VD-14422-00	CAP, cleaner case 2	1	
17	5T0-14457-00	SEAL	1	
18	98501-05016	SCREW, pan head	3	
19	92901-05600	WASHER, plate	3	
20	3GM-14453-00	JOINT, air cleaner 1	2	
21	3VD-14425-00	DAMPER 1	1	
22	3VD-14426-00	DAMPER 2	1	
23	3VD-14426-00	DAMPER 3	1	
24	38B-22261-00	DAMPER, sub tank	2	
25	90480-14023	GROMMET	1	
26	90387-060M9	COLLAR	1	
27	90450-67033	HOSE CLAMP ASSY	2	
28	97021-06030	BOLT	1	

B14

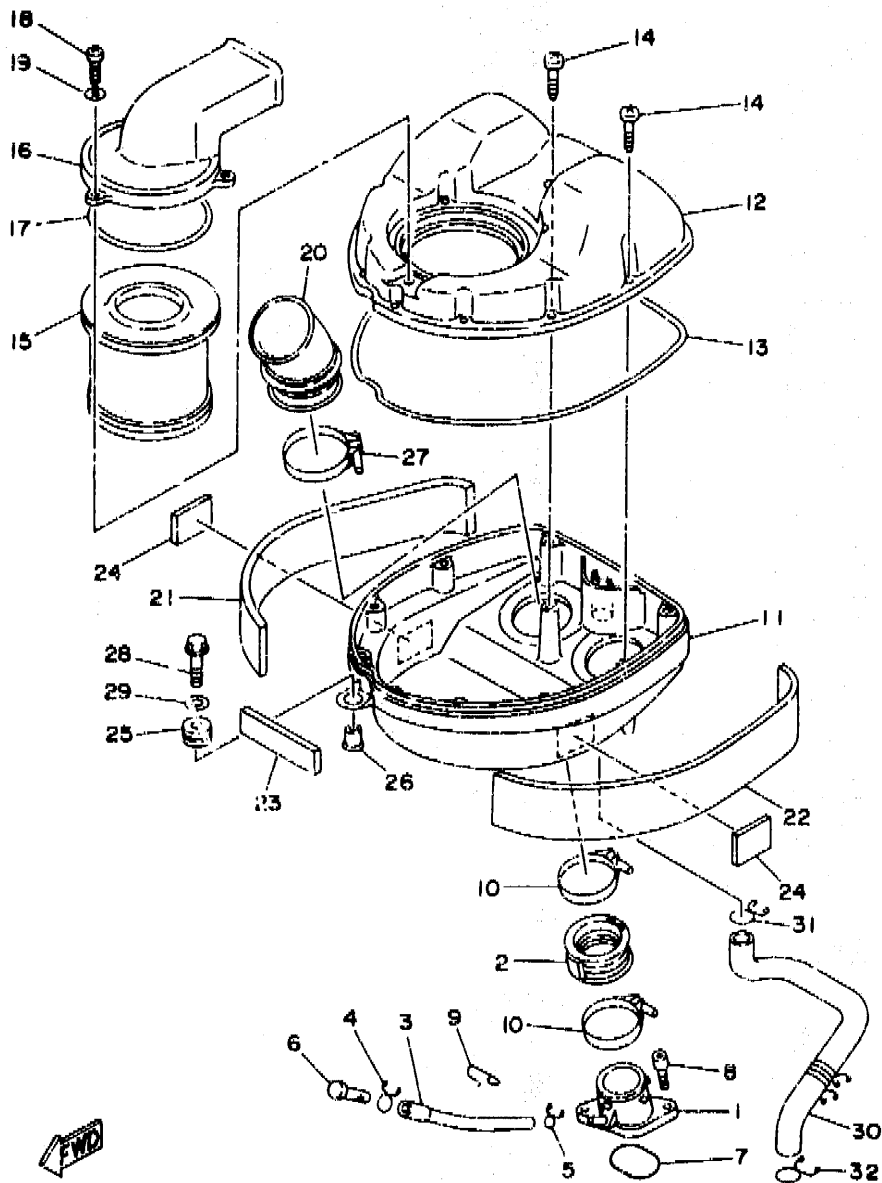


FIG. 9 INTAKE

REF. NO.	PART NO.	DESCRIPTION	QTY	REMARKS
29	90201-06M08	WASHER, plate	1	
30	3VD-11166-00	PIPE, breather 1	1	
31	90467-22080	CLIP	1	
32	90467-24113	CLIP	1	



3VD4351-2090

B15

CONTENTS

GENERAL SPEC.

ENGINE

Cylinder Head	B2
Cylinder	B3
Crankshaft, Piston	B4 ~ B5
Valve	B6 ~ B7
Camshaft, Chain	B8
Water Pump	B9
Radiator, Hose	B10 ~ B11
Oil Pump	B12 ~ B13
Intake	B14 ~ B15
Carburetor	C2 ~ C4
Exhaust	C5
Crankcase	C6 ~ C7
Crankcase Cover 1	C8 ~ C9
Starter Clutch	C10
Clutch	C11 ~ C12
Transmission	C13 ~ C14
Shift Cam, Fork	C15
Shift Shaft	D2

CHASSIS

Frame	D3 ~ D4
Fender	D5 ~ D6
Oil Tank	D7
Rear Arm	D8
Rear Suspension	D9
Steering	D10
Front Fork	D11 ~ D12
Fuel Tank	D13 ~ D15
Seat	E2

Front Wheel	E3
Front Brake Caliper	E4
Rear Wheel	E5 ~ E6
Rear Brake Caliper	E7
Steering Handle, Cable	E8
Front Master Cylinder	E9 ~ E10
Stand, Footrest	E11 ~ E12
Rear Master Cylinder	E13 ~ E14
Cowling 1	E15 ~ F2
Generator	F3
Flasher Light	F4
Meter	F5
Headlight (FRENCH SPEC.)	F6 ~ F7
Taillight	F8
Handle Switch, Lever	F9
Electrical 1	F10
Electrical 2	F11

INDEX (GENERAL SPEC.)

Numerical Index	L2 ~ L6
-----------------------	---------

INDIVIDUAL SPEC.

FOR BELGIUM

SWEDEN SWITZERLAND

Alternate (Headlight)	F13
-----------------------------	-----

FOR FINLAND

Alternate (Fender, Headlight)	F15
-------------------------------------	-----

FOR DENMARK GREECE

NORWAY

Alternate (Fender, Headlight) ..	G3
----------------------------------	----

FOR ENGLAND

Alternate (Meter, Headlight)	G5
------------------------------------	----

FOR ITALY

Alternate (Headlight)	G7
-----------------------------	----

FOR HOLLAND

Alternate (Headlight)	G9
-----------------------------	----

FOR SWEDEN SWITZERLAND

Alternate (Carburetor, Fender) ..	G11
-----------------------------------	-----

FOR AUSTRIA

Alternate (Carburetor, Chassis) ..	G13
------------------------------------	-----

Alternate (Headlight)	G14
-----------------------------	-----

FOR OCEANIA

Alternate (Meter, Headlight)	H2
------------------------------------	----

Alternate (Electrical)	H3
------------------------------	----

INDEX (INDIVIDUAL SPEC.)

Numerical Index	M2 ~ M3
-----------------------	---------

CONTENTS

GENERAL SPEC.

ENGINE

Cylinder Head	B2
Cylinder	B3
Crankshaft, Piston	B4 ~ B5
Valve	B6 ~ B7
Camshaft, Chain	B6
Water Pump	B9
Radiator, Hose	B10 ~ B11
Oil Pump	B12 ~ B13
Intake	B14 ~ B15
Carburetor	C2 ~ C4
Exhaust	C5
Crankcase	C6 ~ C7
Crankcase Cover 1	C8 ~ C9
Starter Clutch	C10
Clutch	C11 ~ C12
Transmission	C13 ~ C14
Shift Cam, Fork	C15
Shift Shaft	D2

CHASSIS

Frame	D3 ~ D4
Fender	D5 ~ D6
Oil Tank	D7
Rear Arm	D8
Rear Suspension	D9
Steering	D10
Front Fork	D11 ~ D12
Fuel Tank	D13 ~ D15
Seat	E2

Front Wheel	E3
Front Brake Caliper	E4
Rear Wheel	E5 ~ E6
Rear Brake Caliper	E7
Steering Handle, Cable	E8
Front Master Cylinder	E9 ~ E10
Stand, Footrest	E11 ~ E12
Rear Master Cylinder	E13 ~ E14
Cowling 1	E15 ~ F2
Generator	F3
Flasher Light	F4
Meter	F5
Headlight (FRENCH SPEC.)	F6 ~ F7
Taillight	F8
Handle Switch, Lever	F9
Electrical 1	F10
Electrical 2	F11

INDEX (GENERAL SPEC.)

Numerical Index	L2 ~ L6
-----------------------	---------

INDIVIDUAL SPEC.

FOR BELGIUM

SWEDEN SWITZERLAND

Alternate (Headlight)	F13
-----------------------------	-----

FOR FINLAND

Alternate (Fender, Headlight)	F15
-------------------------------------	-----

FOR DENMARK GREECE

NORWAY

Alternate (Fender, Headlight) ..	G3
----------------------------------	----

FOR ENGLAND

Alternate (Meter, Headlight)	G5
------------------------------------	----

FOR ITALY

Alternate (Headlight)	G7
-----------------------------	----

FOR HOLLAND

Alternate (Headlight)	G9
-----------------------------	----

FOR SWEDEN SWITZERLAND

Alternate (Carburetor, Fender) ..	G11
-----------------------------------	-----

FOR AUSTRIA

Alternate (Carburetor, Chassis) ..	G13
------------------------------------	-----

Alternate (Headlight)	G14
-----------------------------	-----

FOR OCEANIA

Alternate (Meter, Headlight)	H2
------------------------------------	----

Alternate (Electrical)	H3
------------------------------	----

INDEX (INDIVIDUAL SPEC.)

Numerical Index	M2 ~ M3
-----------------------	---------

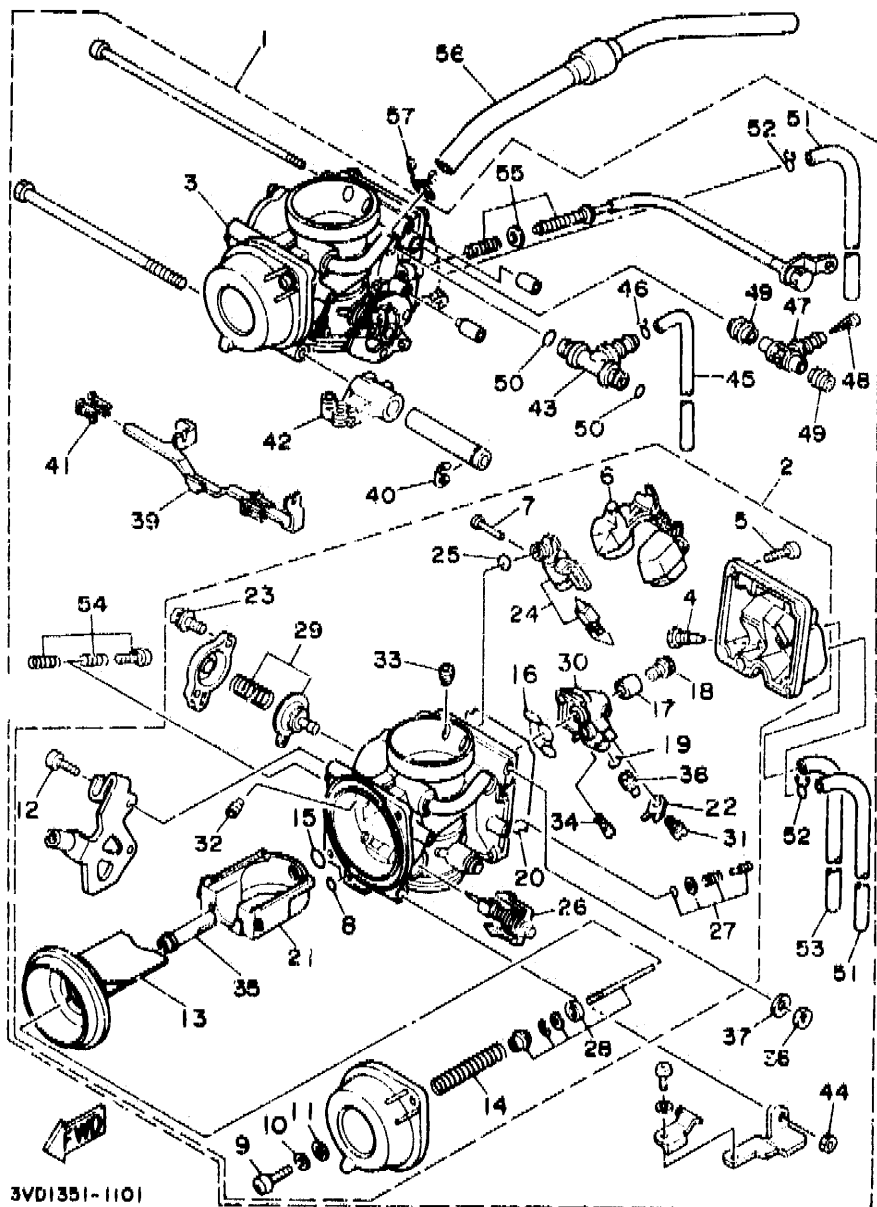
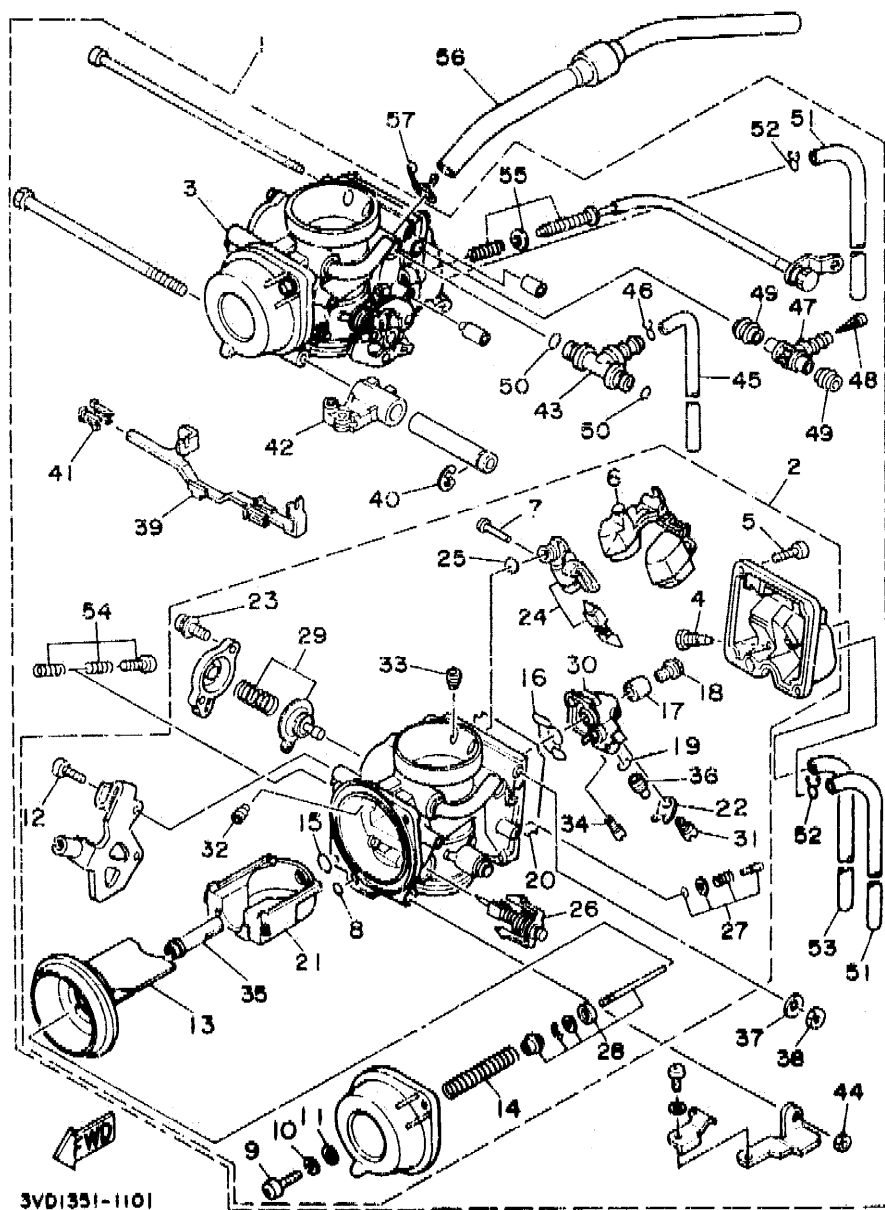


FIG. 10 CARBURETOR

REF. NO.	PART NO.	DESCRIPTION	Q'TY	REMARKS
1	3VD-14900-00	CARBURETOR ASSY	1	
2	3VD-14901-00	..CARBURETOR ASSY 1	1	
3	3VD-14902-00	..CARBURETOR ASSY 2	1	
4	3FV-14191-00	..PLUG, drain	1	
5	98501-05012	..SCREW, pan head	4	
6	3GM-14985-00	..FLOAT	1	
7	53L-14186-00	..PIN, float	1	
8	3FV-14147-00	..O-RING	1	
9	98506-05016	..SCREW, pan head	2	
10	92906-05100	..WASHER, spring	2	
11	92906-05600	..WASHER, plate	2	
12	98580-04008	..SCREW, pan head	2	
13	3GM-14940-00	..DIAPHRAGM ASSY	1	
14	3VD-14933-00	..SPRING, diaphragm	1	
15	1AE-14147-00	..O-RING	1	
16	3LF-14147-00	..O-RING	1	
17	3GM-14153-00	..WASHER, main jet	1	
18	1HX-14565-00	..SCREW	1	
19	3LD-14147-00	..O-RING	1	
20	3GM-14997-00	..SEAL	1	
21	3GM-1411E-00	..BLOCK, jet	1	
22	3LD-14945-00	..JET	1	
23	97601-04312	..SCREW, pan head with washer	2	
24	3GM-14107-17	..NEEDLE VALVE SET	1	
25	3EN-14147-00	..O-RING	1	
26	3EN-1410A-00	..STARTER SET	1	
27	12R-14105-00	..PILOT SCREW SET	1	
28	3VD-1490J-00	..NEEDLE SET	1	

C2



3VD1351-1101

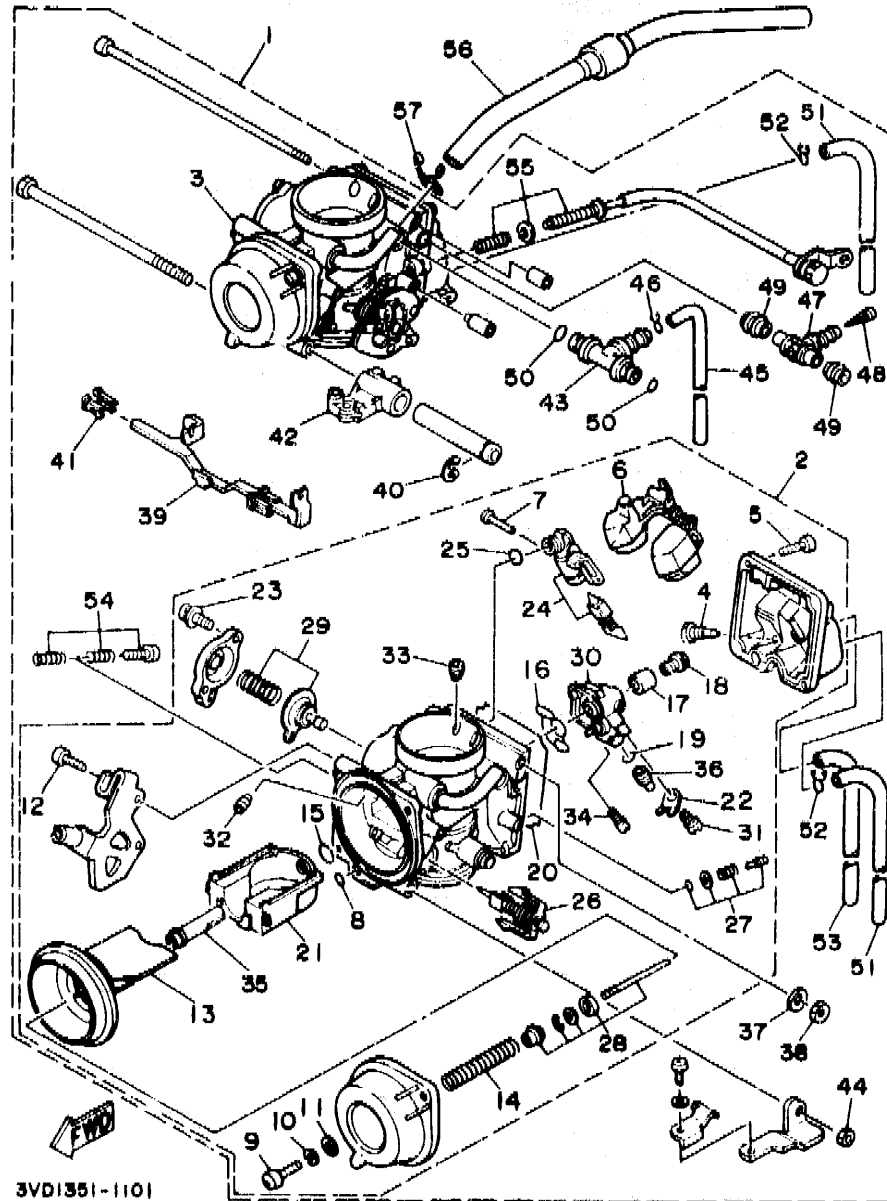
FIG. 10 CARBURETOR

REF. NO.	PART NO.	DESCRIPTION	Q'TY	REMARKS
29	3LD-1490H-00	..DIAPHRAGM SET, 5	1	
30	3LD-1411A-00	..BLOCK JET ASSY	1	
31	620-14231-14	..JET, main (= 70)	1	
32	239-14172-14	..PILOT JET, air (1.4)	1	
33	830-14231-14	..JET, main (= 70)	1	
34	4G0-14142-37-A0	..JET, pilot (#37.5)	1	
35	3GM-14141-94	..NOZZLE, main	1	
36	3LD-1423A-79	..JET, main (#142.5)	1	
37	92901-05600	.WASHER, plate	1	
38	95303-05600	.NUT	1	
39	3LD-14986-00	.LEVER, starter	1	
40	3LD-14919-00	.CLIP	1	
41	3EN-14261-00	.HOLDER	2	
42	3GM-14974-00	.LEVER, connect	1	
43	3LD-14988-00	.PIPE, starter connecting	1	
44	95303-06600	.NUT	1	
45	2LH-14197-00	.PIPE	1	
46	8U9-14139-00	.CLIP, pipe	1	
47	3EN-14982-00	.PIPE, starter connecting	1	
48	1KT-14994-00	.NET, filter	1	
49	3EN-14997-00	.SEAL	2	
50	822-14147-00	.O-RING	2	
51	3VD-14987-00	.HOSE	2	
52	90467-07029	.CLIP	2	
53	3JE-14197-00	.PIPE	1	
54	3EN-1490K-00	.STOP SCREW SET	1	
55	3VD-14103-00	.THROTTLE SCREW SET	1	
56	3VD-14148-01	PIPE	2	

C3

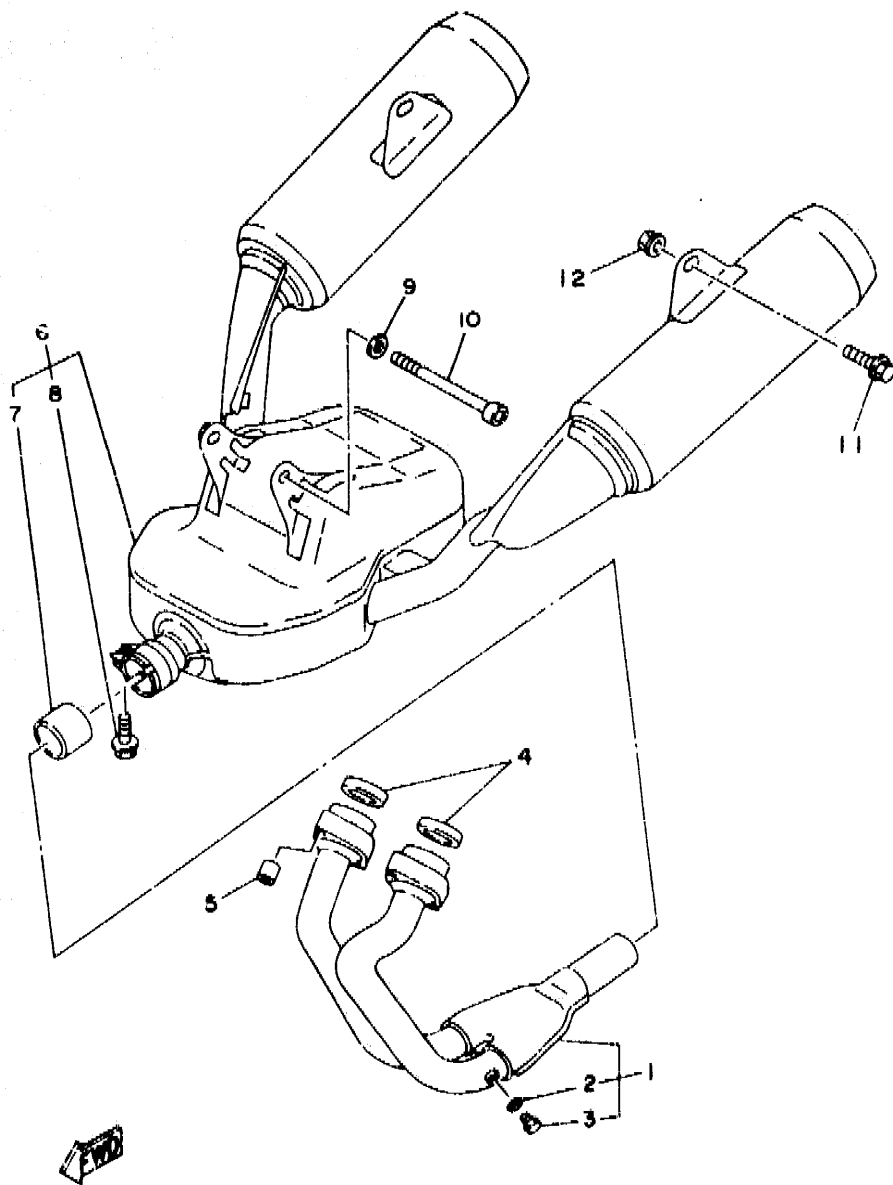
FIG. 10 CARBURETOR

REF. NO.	PART NO.	DESCRIPTION	Q'TY	REMARKS
57	90467-12052	CLIP	2	



3VD1351-1101

C4

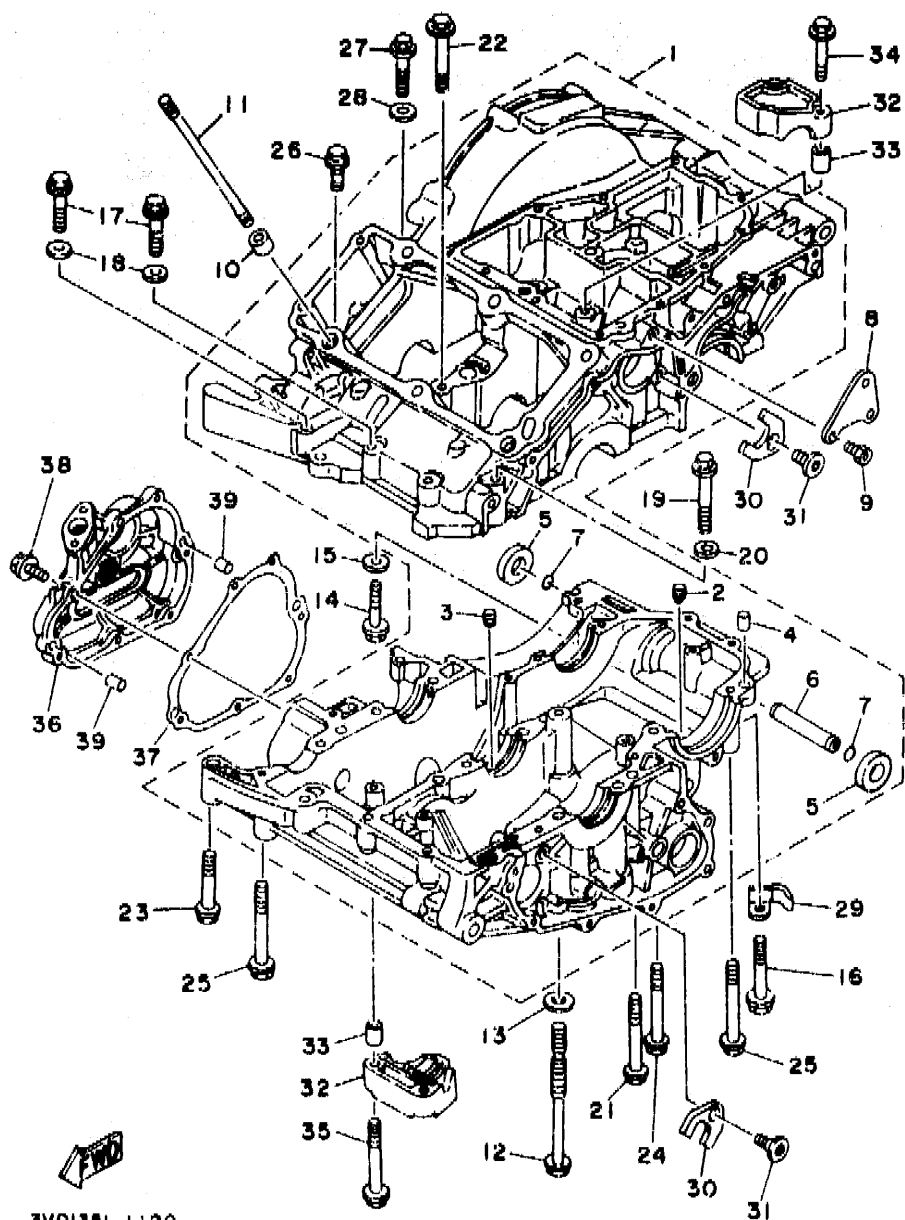


3VD4351-2110

FIG. 11 EXHAUST

REF. NO.	PART NO.	DESCRIPTION	Q'TY	REMARKS
1	3Vu-14602-01	EXHAUST PIPE COMP.	1	
2	92906-06600	.WASHER, plate	2	
3	90101-06576	.BOLT	2	
4	3VD-14613-00	GASKET, exhaust pipe	2	
5	90179-08345	NUT	4	
6	3VD-14710-10	MUFFLER ASSY 1	1	
7	3VD-14755-00	.GASKET, silencer	1	
8	95026-08025	.BOLT, flange	1	
9	90201-081H4	WASHER, plate	1	
10	91316-08110	BOLT	1	
11	90105-10316	BOLT, washer based	2	
12	95701-10500	NUT, flange	2	

C5

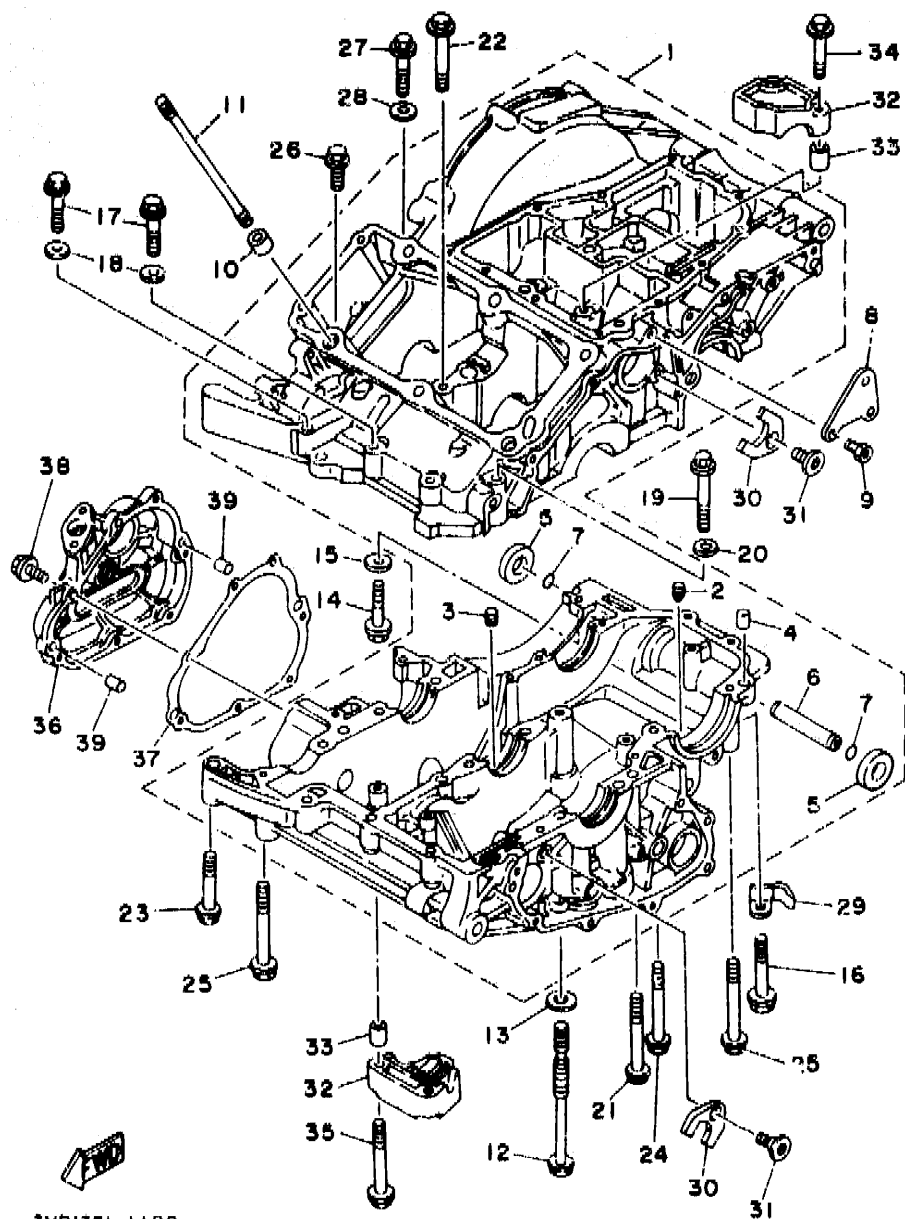


3VD1351-1120

FIG. 12 CRANKCASE

REF. NO.	PART NO.	DESCRIPTION	Q'TY	REMARKS
1	3VD-15100-10	CRANKCASE ASSY	1	
2	4H7-15138-00	.NOZZLE 1	1	
3	4G0-15138-00	.NOZZLE 1	1	
4	39530-10014	.PIN, dowel	1	
5	3VD-15316-00	.DAMPER, engine mount 1	2	
6	3VD-15317-00	.SPACER, engine mount	1	
7	93210-11313	.O-RING	2	
8	3VD-15199-00	BRACKET	1	
9	91311-08016	BOLT	2	
10	99530-14016	PIN, dowel	2	
11	3LD-11361-00	BOLT, cylinder holding 1	6	
12	90105-10560	BOLT, washer based	6	
13	90201-10131	WASHER, plate	6	
14	95811-06040	BOLT, flange	1	
15	90201-066F0	WASHER, plate	1	
16	95811-06055	BOLT, flange	3	
17	95811-08050	BOLT, flange	3	
18	90201-08087	WASHER, plate	2	
19	95811-08060	BOLT, flange	1	
20	90201-08087	WASHER, plate	1	
21	95811-06070	BOLT, flange	4	
22	95811-08065	BOLT, flange	1	
23	95811-08050	BOLT, flange	1	
24	95811-08070	BOLT, flange	1	
25	95811-08075	BOLT, flange	4	
26	95811-06025	BOLT, flange	1	
27	95811-06040	BOLT, flange	1	
28	90201-066F0	WASHER, plate	1	

C6



3VD1351-1120

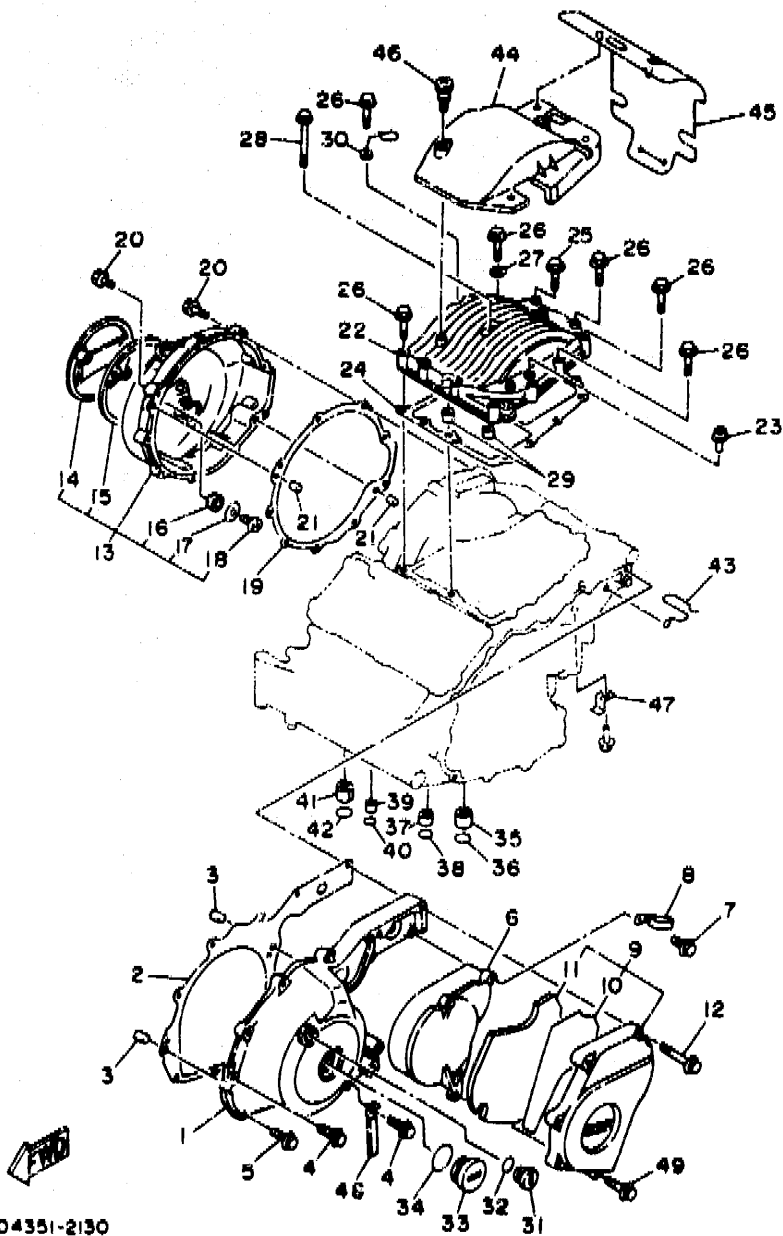
FIG. 12 CRANKCASE

REF. NO.	PART NO.	DESCRIPTION	Q'TY	REMARKS
29	90465-08341	CLAMP	1	
30	3LD-15191-00	PLATE	2	
31	90149-05285	SCREW	2	
32	3LD-15118-00	HOLDER	2	
33	99510-08016	PIN, dowel	4	
34	95816-06045	BOLT, flange	2	
35	95816-06070	BOLT, flange	2	
36	3VD-15416-10	COVER, oil pump	1	
37	3VD-15456-00	GASKET, oil pump cover 1	1	
38	95021-06020	BOLT, flange	7	
39	99510-08012	PIN, dowel	2	

C7

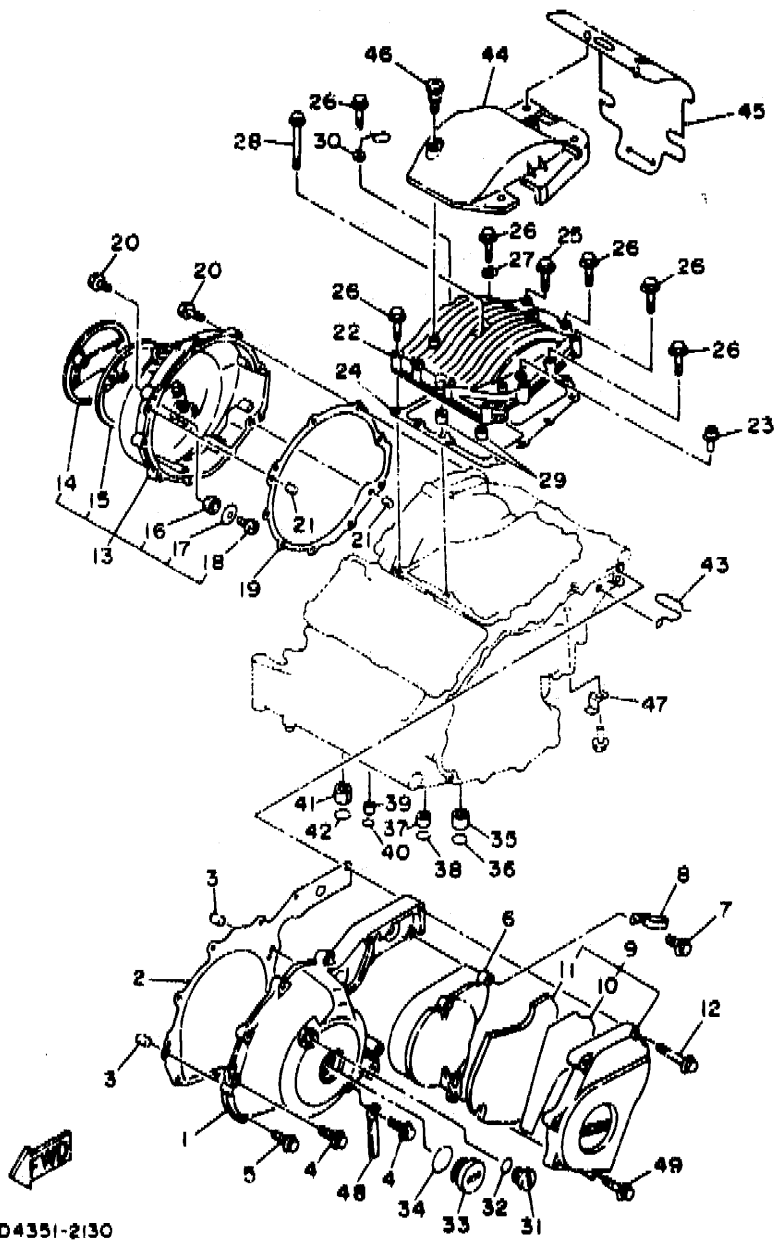
FIG. 13 CRANKCASE COVER 1

REF. NO.	PART NO.	DESCRIPTION	Q'TY	REMARKS
1	3VD-15411-10	COVER, crankcase 1	1	
2	3VD-15451-00	GASKET, crankcase cover 1	1	
3	99510-08012	PIN, dowel	2	
4	95021-06025	BOLT, flange	8	
5	90105-06455	BOLT, washer based	1	
6	3LD-15418-00	COVER, chain case	1	
7	95026-06025	BOLT, flange	2	
8	90465-08277	CLAMP	1	
9	3VD-15420-10	CRANKCASE COVER ASSY 2	1	
10	3VD-15326-00	.DAMPER, engine mount 2	1	
11	3VD-15335-00	.DAMPER 3	1	
12	95021-06055	BOLT, flange	4	
13	3VD-15430-10	CRANKCASE COVER ASSY 3	1	
14	3VD-15417-10	.COVER, cap	1	
15	3LD-15449-00	.RING, rubber	1	
16	1JK-15486-00	.GROMMET	2	
17	90209-05279	.WASHER	2	
18	98501-05010	.SCREW, pan head	2	
19	3VD-15462-00	GASKET, crankcase cover 3	1	
20	95021-06025	BOLT, flange	9	
21	99510-08012	PIN, dowel	2	
22	3VD-15425-10	COVER, generator 2	1	
23	583-11126-00	PIPE, breather 3	1	
24	3VD-15463-00	GASKET, carburetor cover 2	1	
25	95023-06035	BOLT	1	
26	95021-06035	BOLT, flange	10	
27	90201-066F0	WASHER, plate	1	
28	95021-06070	BOLT, flange	1	



3VD4351-2130

C8

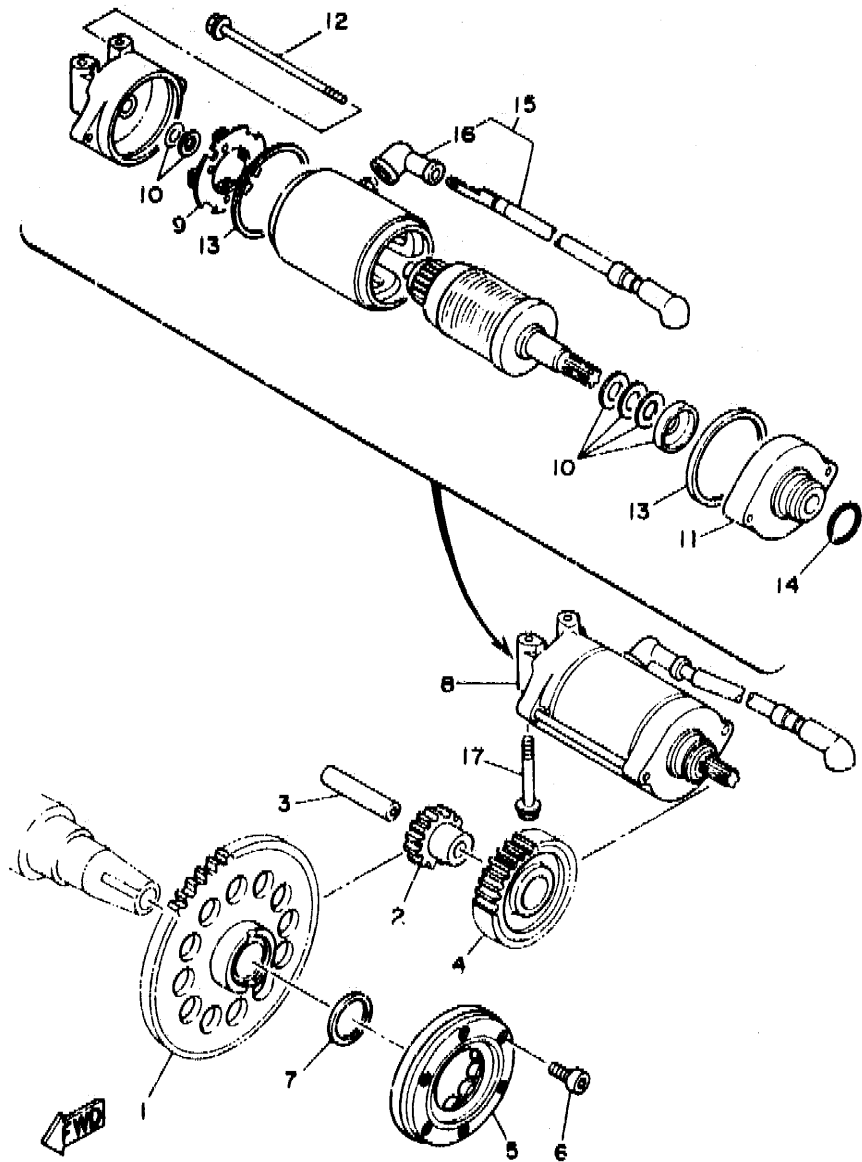


3VD4351-2130

FIG. 13 CRANKCASE COVER 1

REF. NO.	PART NO.	DESCRIPTION	Q'TY	REMARKS
29	99530-10014	PIN, dowel	2	
30	90465-26349	CLAMP	1	
31	90340-14141	PLUG, straight screw	1	
32	93210-14369	O-RING	1	
33	90340-32142	PLUG, straight screw	1	
34	93210-32172	O-RING	1	
35	90387-086W7	COLLAR	1	
36	93210-10096	O-RING	1	
37	90387-106W6	COLLAR	1	
38	93210-12790	O-RING	1	
39	90387-06761	COLLAR	1	
40	93210-07438	O-RING	1	
41	90387-130W6	COLLAR	1	
42	93210-15566	O-RING	1	
43	90465-20342	CLAMP	1	
44	3VD-15490-00	COVER ASSY	1	
45	3VD-21621-01	FLAP	1	
46	3KJ-15481-00	BOLT 1	3	
47	90462-10147	CLAMP	1	
48	90465-06332	CLAMP	1	
49	95021-06030	BOLT, flange	1	

C9

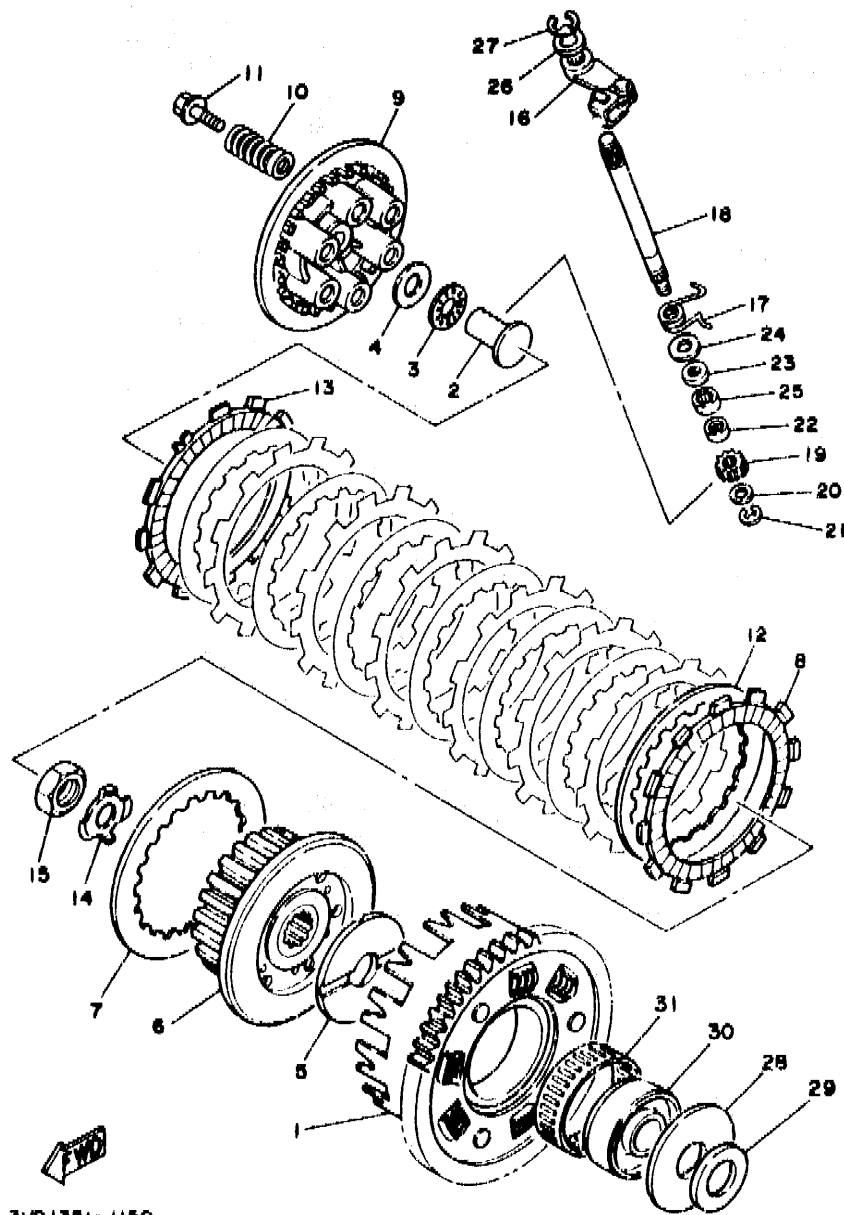


3LD1351-9140

FIG. 14 STARTER CLUTCH

REF. NO.	PART NO.	DESCRIPTION	Q'TY	REMARKS
1	3LD-15515-00	GEAR 3	1	
2	3LD-15517-00	GEAR, idler 2	1	
3	26H-15521-00	SHAFT 1	1	
4	3LD-15512-00	GEAR, idler 1	1	
5	3LD-15590-01	STARTER ONE-WAY ASSY	1	
6	91316-06018	BOLT	3	
7	90201-301P3	WASHER, plate	1	
8	3LD-81800-00	STARTING MOTOR ASSY	1	
9	3AJ-81801-00	.BRUSH SET	1	
10	3AJ-81809-00	.WASHER KIT	1	
11	3AJ-81830-00	.FRONT BRACKET ASSY	1	
12	3AJ-81826-00	.BOLT	2	
13	11H-81844-00	.GASKET	2	
14	26H-81847-00	.O-RING	1	
15	3LD-81815-00	.CORD, starter motor	1	
16	460-81871-00	.CAP	1	
17	95811-06050	BOLT, flange	2	

C10



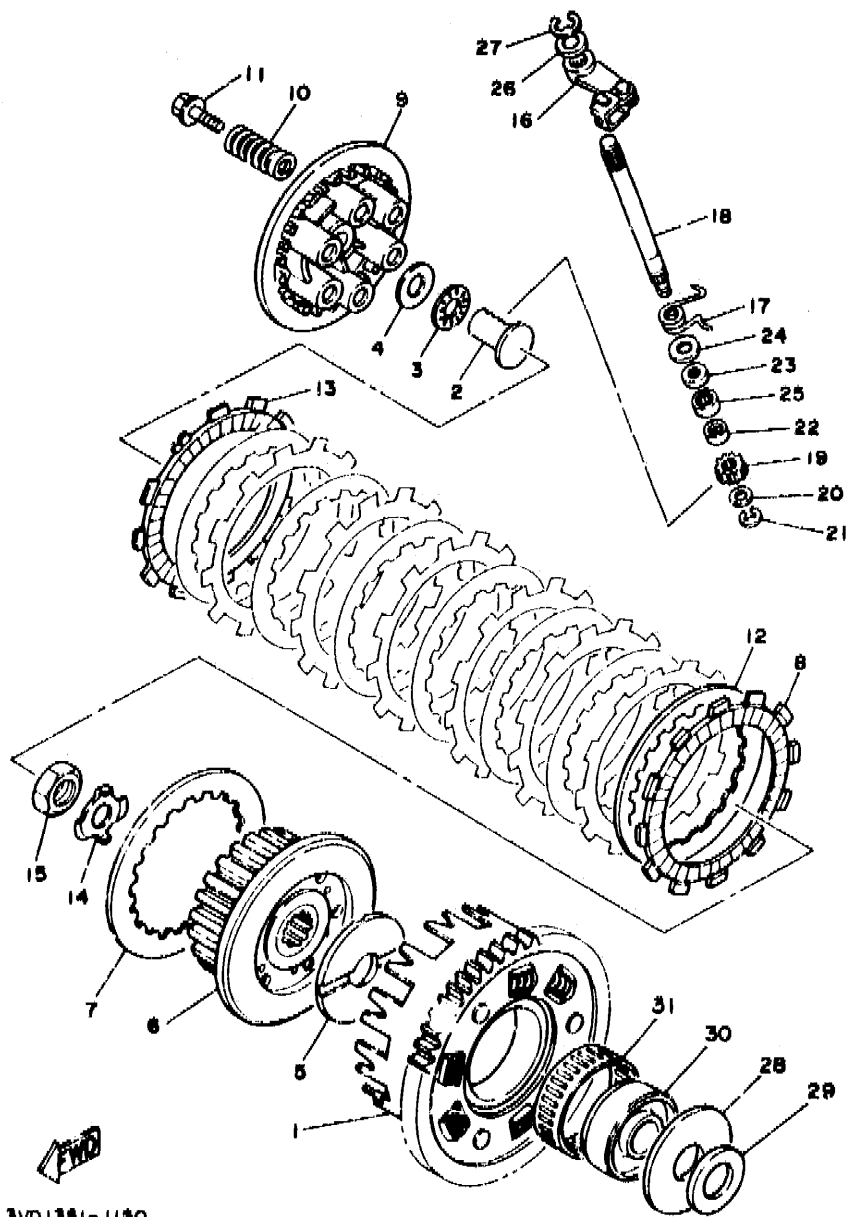
3VD1381-1150

FIG. 15 CLUTCH

REF. NO.	PART NO.	DESCRIPTION	Q'TY	REMARKS
1	3VD-16150-01	PRIMARY DRIVEN GEAR COMP.	1	
2	3LD-1637A-01	ROD PUSH ASSY	1	
3	93340-21505	BEARING, thrust	1	
4	90201-150H2	WASHER, plate	1	
5	4H7-16154-00	PLATE, thrust 1	1	
6	3VD-16371-01	BOSS, clutch	1	
7	168-16324-00	PLATE, clutch 1	1	
8	4H7-16321-00	PLATE, friction	7	
9	3LD-16351-00	PLATE, pressure 1	1	
10	90501-225A9	SPRING, compression	6	
11	90159-06123	SCREW, with washer	6	
12	31A-16325-00	PLATE, clutch 2	7	
13	31A-16321-00	PLATE, friction	1	
14	90215-20231	WASHER, lock	1	
15	90170-20327	NUT	1	
16	3VD-16340-10	PUSH LEVER ASSY	1	
17	90508-161A4	SPRING, torsion	1	
18	3LD-16382-00	AXLE, push lever	1	
19	3LD-16398-00	PINION, releas	1	
20	92901-08600	WASHER, plate	1	
21	99080-07600	CIRCLIP	1	
22	93317-11020	BEARING, cylindrical	1	
23	93102-12224	OIL SEAL	1	
24	90201-12M34	WASHER, plate	1	
25	93315-11206	BEARING, cylindrical	1	
26	90201-10119	WASHER, plate	1	
27	99009-10400	CIRCLIP	1	
28	3VD-16164-00	PLATE, thrust 2	1	

C11

FIG. 15 CLUTCH



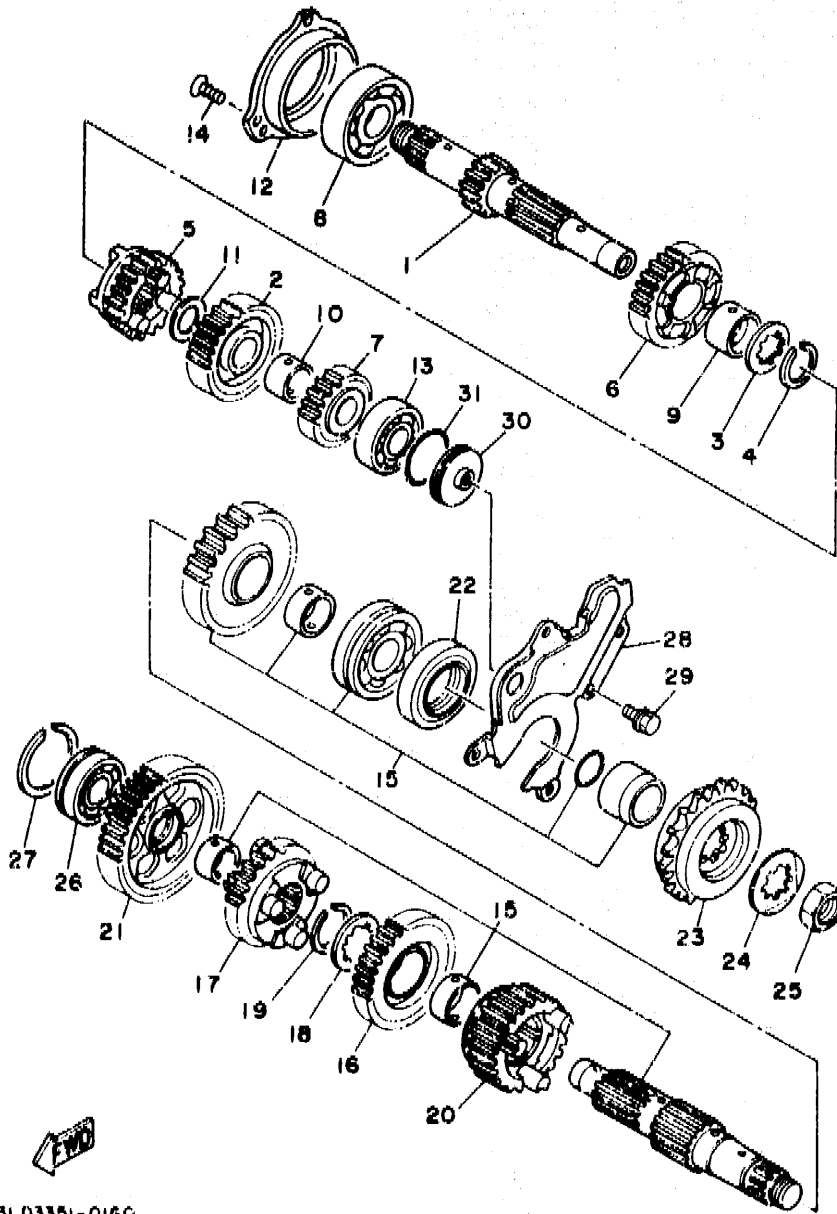
REF. NO.	PART NO.	DESCRIPTION	Q'TY	REMARKS
29	3VD-16154-00	PLATE, thrust 1	1	
30	3LD-16181-00	SPACER 1	1	
31	93310-365B8	BEARING, cylindrical	1	

3VD1351-1150

C12

FIG. 16 TRANSMISSION

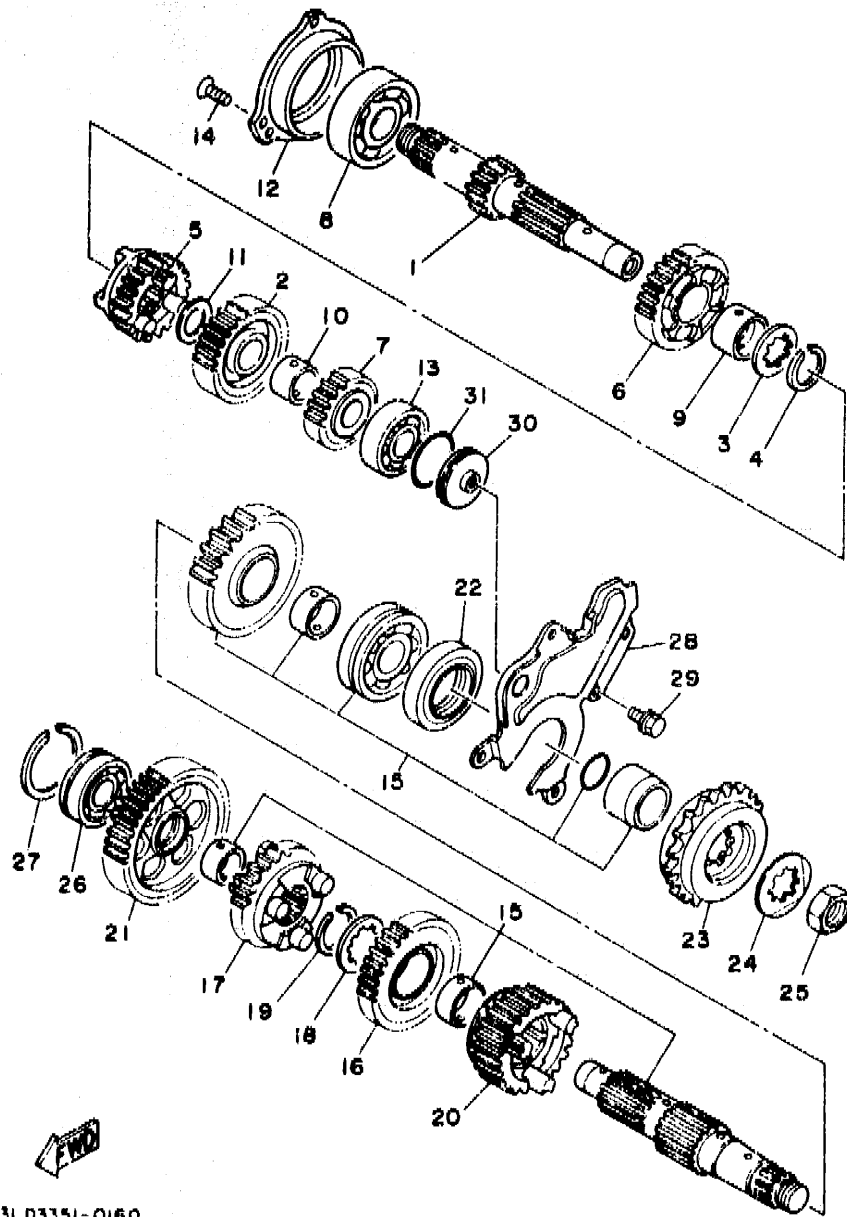
REF. NO.	PART NO.	DESCRIPTION	Q'TY	REMARKS
1	3LD-17411-00	AXLE, main (13T)	1	
2	3VD-17151-00	GEAR, 5th pinion (30T)	1	
3	90209-22191	WASHER	1	
4	93440-25084	CIRCLIP	1	
5	3VD-17131-00	GEAR, 3rd pinion (22T)	1	
6	3VD-17141-00	GEAR, 4th pinion (27T)	1	
7	3LD-17121-00	GEAR, 2nd pinion (21T)	1	
8	93306-30525	BEARING (B6305)	1	
9	90387-253M6	COLLAR	1	
10	90387-203M7	COLLAR	1	
11	90201-200K3	WASHER, plate	1	
12	3LD-15163-10	HOUSING, bearing 1	1	
13	93306-20464	BEARING	1	
14	90149-06286	SCREW	3	
15	3LD-17402-00	DRIVE AXLE ASSY	1	
16	3VD-17231-00	GEAR, 3rd wheel (29T)	1	
17	3VD-17241-00	GEAR, 4th wheel (29T)	1	
18	90209-25196	WASHER	1	
19	93440-28062	CIRCLIP	1	
20	3VD-17251-00	GEAR, 5th wheel (27T)	1	
21	3LD-17211-00	GEAR, 1st wheel (37T)	1	
22	93102-35381	SEAL OIL (SD6-35-62-5-1L-HS)	1	
23	3VD-17460-00	SPROCKET, drive (16T)	1	
24	90215-21022	WASHER, lock	1	
25	90179-13020	NUT	1	
26	93306-20455	BEARING	1	
27	93440-45144	CIRCLIP	1	
28	3LD-17471-01	PLATE, cover	1	



3LD3351-0160

C13

FIG. 16 TRANSMISSION



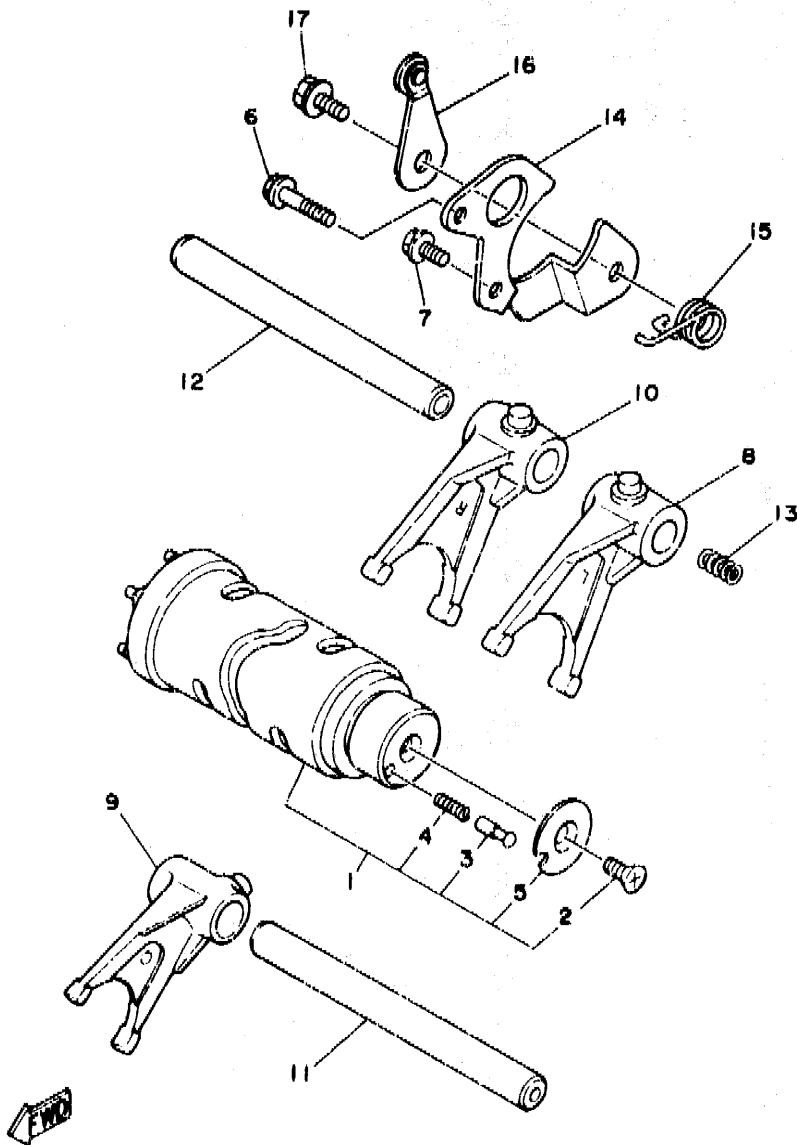
REF. NO.	PART NO.	DESCRIPTION	Q'TY	REMARKS
29	95811-06012	BOLT, flange	5	
30	3LD-15414-00	COVER, air cleaner	1	
31	93210-33133	O-RING	1	

3LD3351-0160

C14

FIG. 17 SHIFT CAM. FORK

REF. NO.	PART NO.	DESCRIPTION	Q'TY	REMARKS
1	3VD-18540-00	SHIFT CAM ASSY	1	
2	98701-05012	.SCREW, flat head	1	
3	278-18542-00	.POINT, neutral	1	
4	90501-06022	.SPRING, compression	1	
5	278-18566-00	.PLATE, side 2	1	
6	90105-06597	BOLT, washer based	1	
7	90105-06397	BOLT, washer based	1	
8	3LD-18511-00	FORK, shift 1 (L)	1	
9	3LD-18512-00	FORK, shift 2 (C)	1	
10	3LD-18513-00	FORK, shift 3 (R)	1	
11	3VD-18531-00	BAR, shift fork guide 1	1	
12	3VD-18535-00	BAR, shift fork guide 2	1	
13	90501-071F1	SPRING, compression	1	
14	3LD-18536-00	STOPPER, shift bar	1	
15	90508-262A2	SPRING, torsion	1	
16	36Y-18140-00	STOPPER LEVER ASSY	1	
17	90109-063F8	BOLT	1	



3LD1351-9170

C15

CONTENTS

GENERAL SPEC.

ENGINE

Cylinder Head	B2
Cylinder	B3
Crankshaft, Piston	B4 ~ B5
Valve	B6 ~ B7
Carnshaft, Chain	B8
Water Pump	B9
Radiator, Hose	B10 ~ B11
Oil Pump	B12 ~ B13
Intake	B14 ~ B15
Carburetor	C2 ~ C4
Exhaust	C5
Crankcase	C6 ~ C7
Crankcase Cover 1	C8 ~ C9
Starter Clutch	C10
Clutch	C11 ~ C12
Transmission	C13 ~ C14
Shift Cam, Fork	C15
Shift Shaft	D2

CHASSIS

Frame	D3 ~ D4
Fender	D5 ~ D6
Oil Tank	D7
Rear Arm	D8
Rear Suspension	D9
Steering	D10
Front Fork	D11 ~ D12
Fuel Tank	D13 ~ D15
Seat	E2

Front Wheel	E3
Front Brake Caliper	E4
Rear Wheel	E5 ~ E6
Rear Brake Caliper	E7
Steering Handle, Cable	E8
Front Master Cylinder	E9 ~ E10
Stand, Footrest	E11 ~ E12
Rear Master Cylinder	F13 ~ F14
Cowling 1	F15 ~ F2
Generator	F3
Flasher Light	F4
Meter	F5
Headlight (FRENCH SPEC.)	F6 ~ F7
Taillight	F8
Handle Switch, Lever	F9
Electrical 1	F10
Electrical 2	F11

INDEX (GENERAL SPEC.)

Numerical Index	L2 ~ L6
-----------------------	---------

INDIVIDUAL SPEC.

FOR BELGIUM

SWEDEN SWITZERLAND

Alternate (Headlight)	F13
-----------------------------	-----

FOR FINLAND

Alternate (Fender, Headlight)	F15
------------------------------------	-----

FOR DENMARK GREECE

NORWAY

Alternate (Fender, Headlight) ..	G3
----------------------------------	----

FOR ENGLAND

Alternate (Meter, Headlight)	G5
------------------------------------	----

FOR ITALY

Alternate (Headlight)	G7
-----------------------------	----

FOR HOLLAND

Alternate (Headlight)	G9
-----------------------------	----

FOR SWEDEN SWITZERLAND

Alternate (Carburetor, Fender) ..	G11
-----------------------------------	-----

FOR AUSTRIA

Alternate (Carburetor, Chassis) ..	G13
------------------------------------	-----

Alternate (Headlight)	G14
-----------------------------	-----

FOR OCEANIA

Alternate (Meter, Headlight)	H2
------------------------------------	----

Alternate (Electrical)	H3
------------------------------	----

INDEX (INDIVIDUAL SPEC.)

Numerical Index	M2 ~ M3
-----------------------	---------

CONTENTS

GENERAL SPEC.

ENGINE

Cylinder Head	B2
Cylinder	B3
Crankshaft, Piston	B4 ~ B5
Valve	B6 ~ B7
Camshaft, Chain	B8
Water Pump	B9
Radiator, Hose	B10 ~ B11
Oil Pump	B12 ~ B13
Intake	B14 ~ B15
Carburetor	C2 ~ C4
Exhaust	C5
Crankcase	C6 ~ C7
Crankcase Cover 1	C8 ~ C9
Starter Clutch	C10
Clutch	C11 ~ C12
Transmission	C13 ~ C14
Shift Cam, Fork	C15
Shift Shaft	D2

CHASSIS

Frame	D3 ~ D4
Fender	D5 ~ D8
Oil Tank	D7
Rear Arm	D8
Rear Suspension	D9
Steering	D10
Front Fork	D11 ~ D12
Fuel Tank	D13 ~ D15
Seat	F2

Front Wheel	E3
Front Brake Caliper	E4
Rear Wheel	E5 ~ E6
Rear Brake Caliper	E7
Steering Handle, Cable	E8
Front Master Cylinder	E9 ~ E10
Stand, Footrest	E11 ~ E12
Rear Master Cylinder	E13 ~ E14
Cowling 1	E15 ~ F2
Generator	F3
Flasher Light	F4
Meter	F5
Headlight (FRENCH SPEC.)	F6 ~ F7
Taillight	F8
Handle Switch, Lever	F9
Electrical 1	F10
Electrical 2	F11

INDEX (GENERAL SPEC.)

Numerical Index	L2 ~ L6
-----------------------	---------

INDIVIDUAL SPEC.

FOR BELGIUM

SWEDEN SWITZERLAND

Alternate (Headlight)	F13
-----------------------------	-----

FOR FINLAND

Alternate (Fender, Headlight)	F15
-------------------------------------	-----

FOR DENMARK GREECE

NORWAY

Alternate (Fender, Headlight)	G3
-------------------------------------	----

FOR ENGLAND

Alternate (Meter, Headlight)	G5
------------------------------------	----

FOR ITALY

Alternate (Headlight)	G7
-----------------------------	----

FOR HOLLAND

Alternate (Headlight)	G9
-----------------------------	----

FOR SWEDEN SWITZERLAND

Alternate (Carburetor, Fender)	G11
--------------------------------------	-----

FOR AUSTRIA

Alternate (Carburetor, Chas.)	G13
--------------------------------------	-----

Alternate (Headlight)	G14
-----------------------------	-----

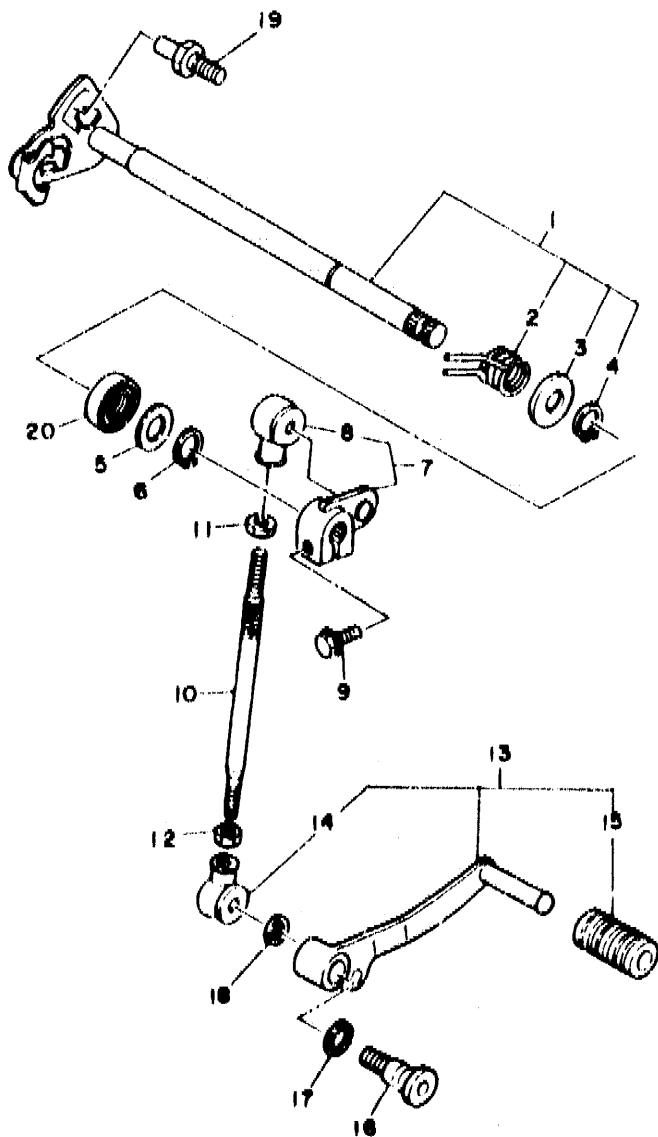
FOR OCEANIA

Alternate (Meter, Headlight)	H2
------------------------------------	----

Alternate (Electrical)	H3
------------------------------	----

INDEX (INDIVIDUAL SPEC.)

Numerical Index	M2 ~ M3
-----------------------	---------

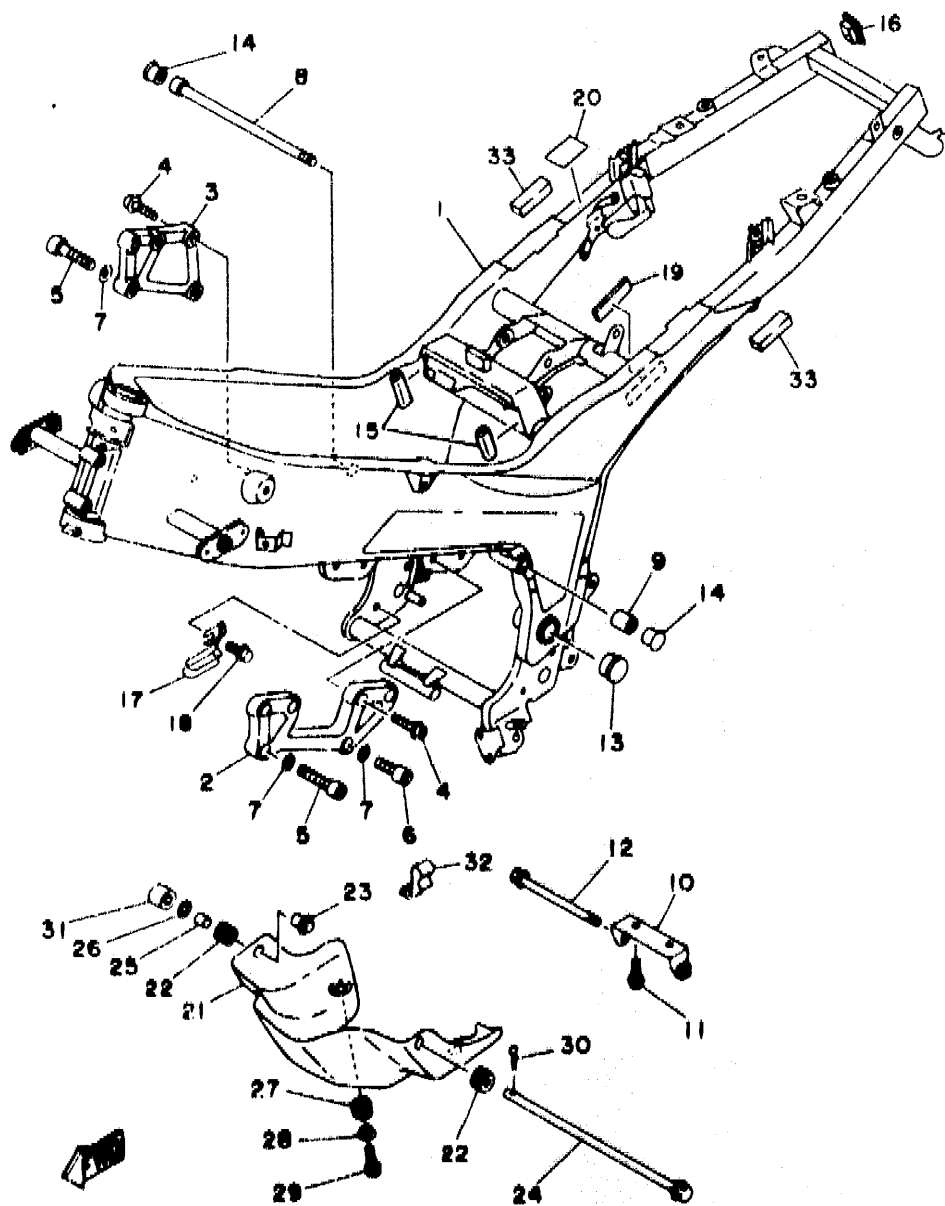


3VD1351-1180

FIG. 18 SHIFT SHAFT

REF. NO.	PART NO.	DESCRIPTION	Q'TY	REMARKS
1	3LD-18101-01	SHIFT SHAFT ASSY	1	
2	90508-32682	.SPRING, torsion	1	
3	90201-191J4	.WASHER, plate	1	
4	99009-19400	.CIRCLIP	1	
5	90201-12575	WASHER, plate	1	
6	99006-10600	CIRCLIP	1	
7	3LD-18130-00	SHIFT SHAFT ASSY	1	
8	2H9-18154-00	.COVER, dust	1	
9	95826-06020	BOLT, flange	1	
10	3VD-18115-00	ROD, shift	1	
11	90170-06228	NUT (COUNTER CLOCKWISE)	1	
12	95303-06700	NUT	1	
13	3VD-18110-10	SHIFT PEDAL ASSY	1	
14	2H9-18154-00	.COVER, dust	1	
15	132-18113-01	.COVER, shift pedal	1	
16	2YK-27434-01	BOLT	1	
17	90206-12074	WASHER, wave	1	
18	90201-08144	WASHER, plate	1	
19	460-18127-00	STOPPER, screw	1	
20	93102-12321	OIL SEAL (SD 12-22-5 HS)	1	

D2

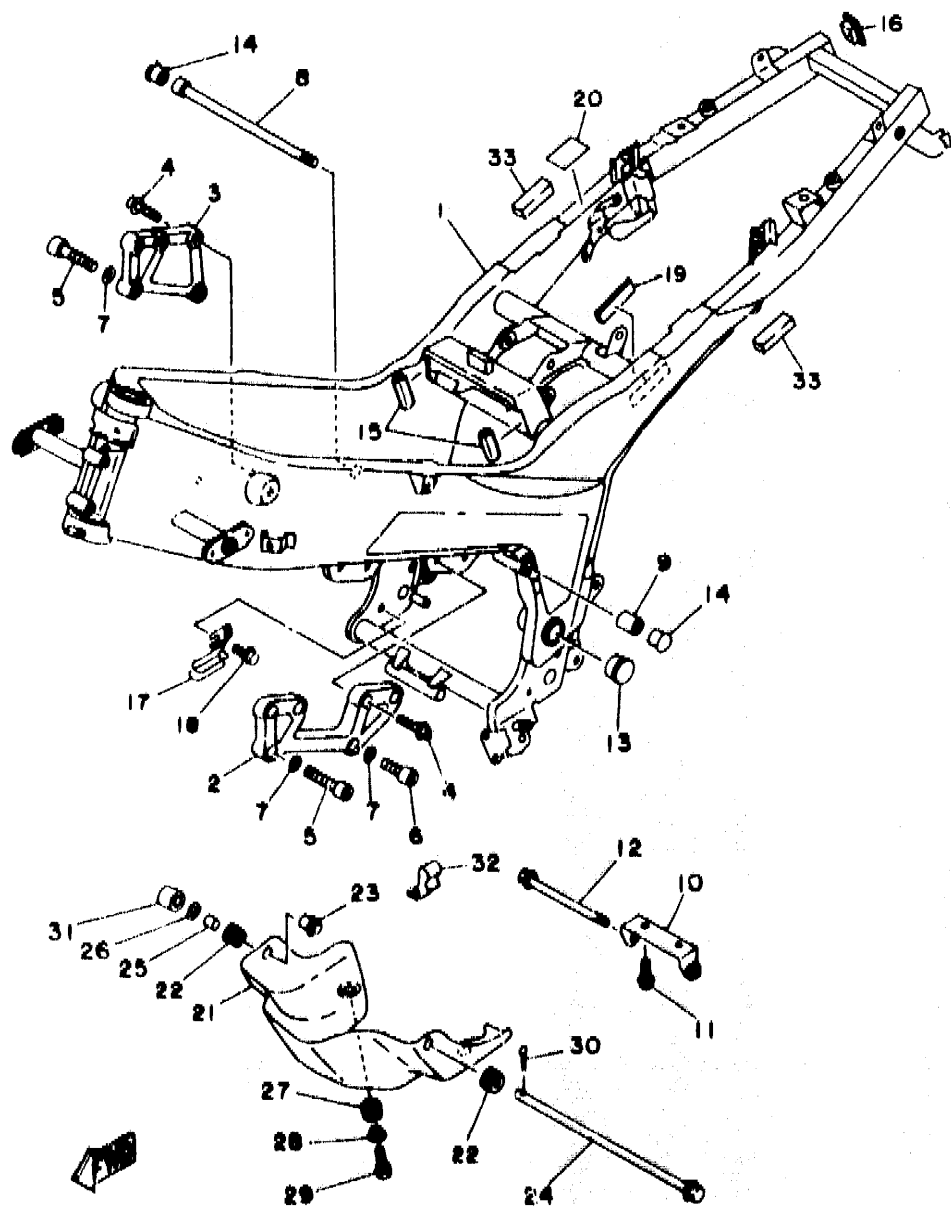


3VD5300-3190

FIG. 19 FRAME

REF. NO.	PART NO.	DESCRIPTION	Q'TY	REMARKS
1	3VD-21110-10-T9	FRAME COMP.	1	COMPETITION SILVER
2	3VD-21411-10-T9	BRACKET, engine 1	1	COMPETITION SILVER
3	3VD-21419-10-T9	BRACKET, engine 2	1	COMPETITION SILVER
4	90109-082A1	BOLT	7	
5	91311-10045	BOLT	3	
6	91311-10030	BOLT	1	
7	90201-10430	WASHER, plate	4	
8	90110-10175	BOLT, hexagon socket head	1	
9	90179-10377	NUT	1	
10	3VD-21489-00	BRACKET, engine lower	1	
11	95821-08020	BOLT, flange	2	
12	90105-10328	BOLT, washer based	1	
13	3SX-2135F-00	COVER	2	
14	3LD-2143A-00	CAP	2	
15	3VD-24188-00	MOLD, fuel tank	2	
16	3VD-2143A-00	CAP	2	
17	3VD-21164-00	HOLDER, cable	1	
18	95826-06010	BOLT, flange	1	
19	34M-21639-00	DAMPER 2	1	
20	3YL-12232-00	DAMPER	1	
21	3VD-15491-00	PROTECTOR	1	
22	90490-15397	GROMMET	2	
23	3VD-15764-00	COLLAR 1	2	
24	3VD-15659-00	SHAFT	1	
25	3VD-15327-00	SPACER, engine mount	1	
26	90201-08326	WASHER, plate	1	
27	90480-14023	GROMMET	2	
28	90387-07391	COLLAR	2	

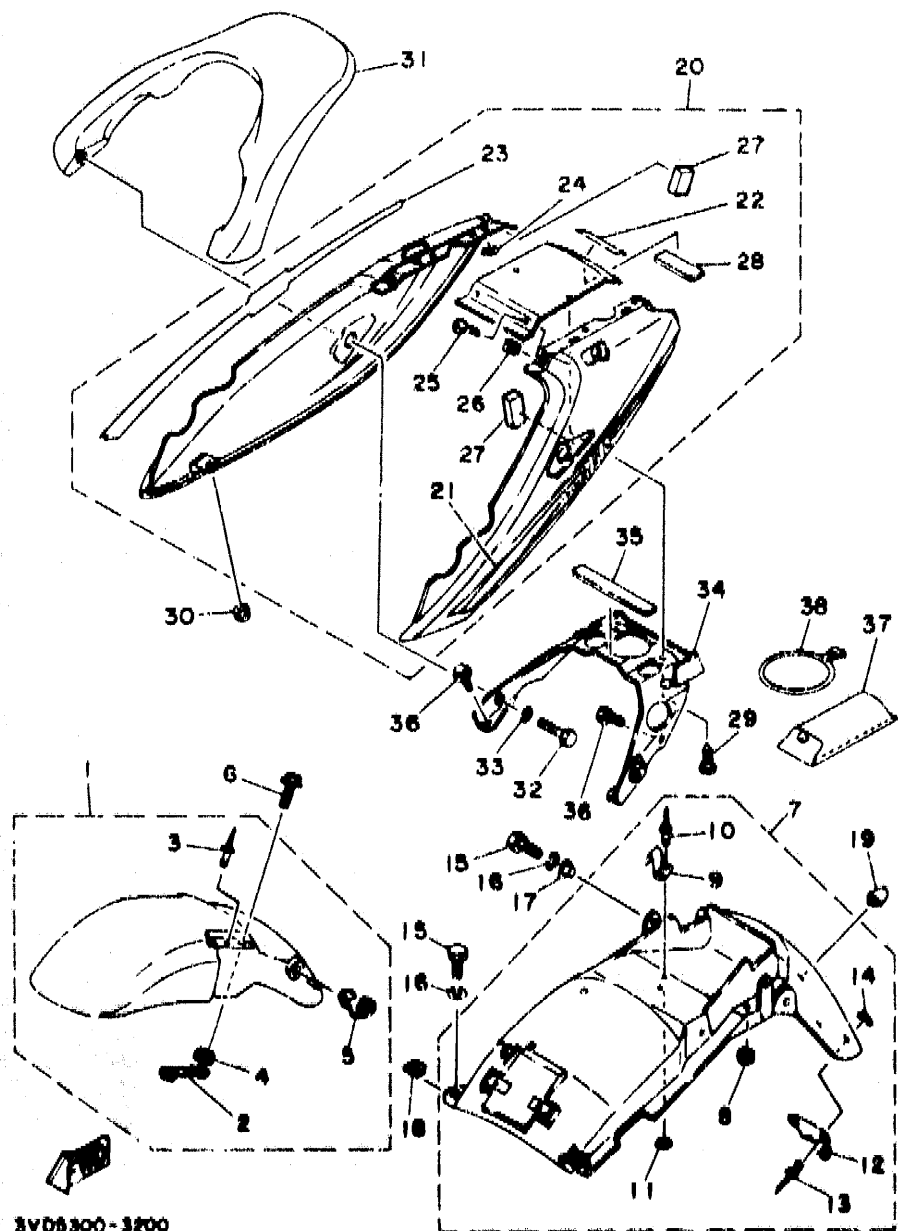
D3



3V05900-3190

FIG. 19 FRAME

REF. NO.	PART NO.	DESCRIPTION	Q'TY	REMARKS
29	97001-06025	BOLT	2	
30	91401-25020	PIN, cotter	1	
31	10V-25188-00	CAP	1	
32	90465-08252	CLAMP	1	
33	3VD-21717-00	DAMPER, side cover	2	

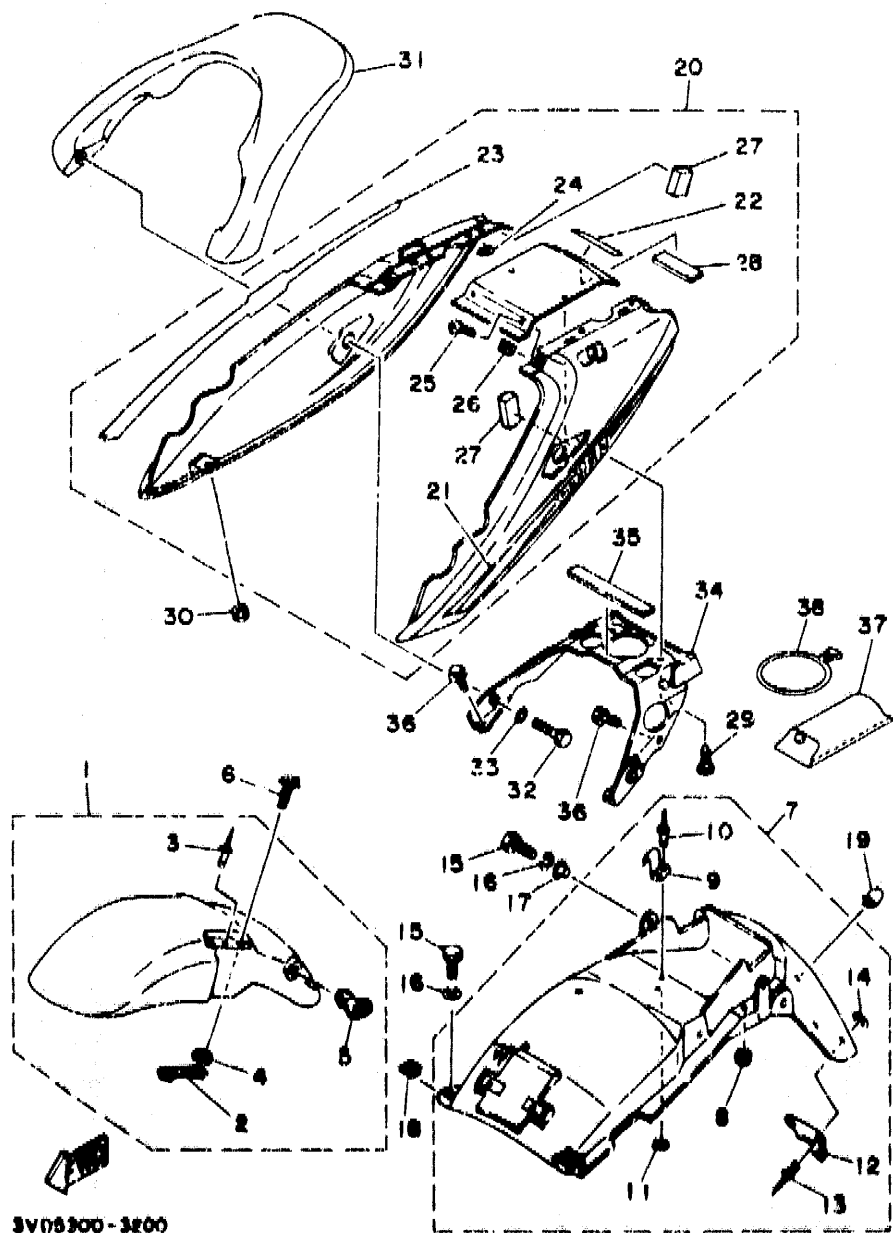


3VD6300-3200

FIG. 20 FENDER

REF. NO.	PART NO.	DESCRIPTION	Q'TY	REMARKS
1	3VD-Y2151-00-P0	FRONT FENDER COMP.	1	UR VIVID RED COCKTAIL 1
	3VD-Y2151-00-P2	FRONT FENDER COMP. (NON-OCEANIA)	1	UR VERY DARK VIOLET COCKTAIL 1
	3VD-Y2151-00-P3	FRONT FENDER COMP.	1	UR DARK CYAN METALLIC 2
2	3GM-21512-00	.BRACKET, fender	2	
3	90267-32071	.RIVET, blind	2	
4	90387-06512	.COLLAR	4	
5	1A8-21518-00	.HOLDER, cable	1	
6	90105-06605	BOLT, washer based	4	
7	3VD-Y2161-00	REAR FENDER COMP.	1	
8	90480-10258	.GROMMET	2	
9	3VD-21366-00	.HOOK, tool band	1	
10	90267-40073	.RIVET, blind	2	
11	92990-04200	.WASHER, plain	2	
12	3HL-B5132-00	.BRACKET, reflector 1	1	
13	90267-40076	.RIVET, blind	2	
14	90201-044A2	.WASHER, plate	2	
15	97011-06020	BOLT	4	
16	92990-06100	WASHER, spring	4	
17	90367-07717	COLLAR	2	
18	90183-06023	NUT, spring	2	
19	4G0-21639-00	DAMPER 2	1	
20	3VD-W247K-30-P2	COVER, tail assy (NON-OCEANIA)	1	UR VERY DARK VIOLET COCKTAIL 1
	3VD-W247K-40-P0	COVER, tail assy	1	UR VIVID RED COCKTAIL 1
	3VD-W247K-50-P3	COVER, tail assy	1	UR DARK CYAN METALLIC 2
21	3VD-2173E-10	.GRAPHIC 1 (NON-OCEANIA)	1	UR FOR VDVCT
	3VD-2173E-10	.GRAPHIC 1	1	UR FOR VRC1
	3VD-2173E-20	.GRAPHIC 1	1	UR FOR DCM2
22	99236-00080	.EMBLEM, yamaha (SILVER)	1	

D5



3V08300-3200

FIG. 20 FENDER

REF. NO.	PART NO.	DESCRIPTION	Q'TY	REMARKS
23	3VD-2173F-00	.GRAPHIC 2 (NON-OCEANIA)	1	UR FOR VDVC1
	3VD-2173F-10	.GRAPHIC 2	1	UR FOR VRC1
	3VD-2173F-20	.GRAPHIC 2	1	UR FOR DC#2
24	90183-08065	.NUT, spring	4	
25	98906-05012	.SCREW, bind	2	
26	90183-05024	.NUT, spring	2	
27	2YK-21747-00	.DAMPER	4	
28	1AE-2837J-00	.DAMPER 5	1	
29	97706-50012	SCREW, tapping	2	
30	90480-12550	GROMMET	2	
31	3VD-21645-00-P0	STAY, rear	1	UR VIVID RED COCKTAIL 1
	3VD-21645-00-P2	STAY, rear (NON-OCEANIA)	1	UR VERY DARK VIOLET COCKTAIL 1
	3VD-21645-00-P3	STAY, rear	1	UR DARK CYAN METALLIC 2
32	97026-08035	BOLT	4	
33	92906-08600	WASHER, plate	4	
34	3VD-2117E-00	BRACKET, taillight	1	
35	J44-78248-00	SEAL 4	1	
36	95816-08016	BOLT, flange	4	
37	3VD-28100-00	TOOL KIT	1	
38	3YX-21376-00	BAND, tool	1	

D6

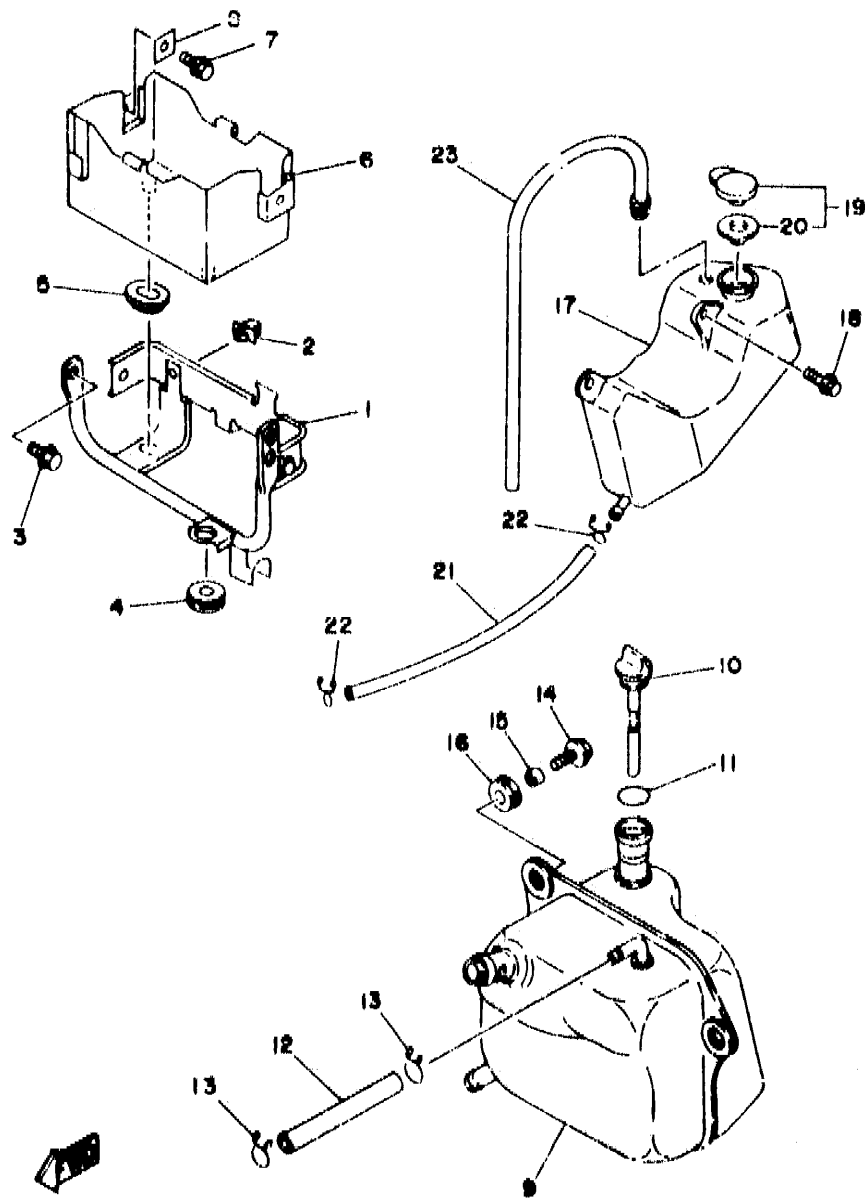
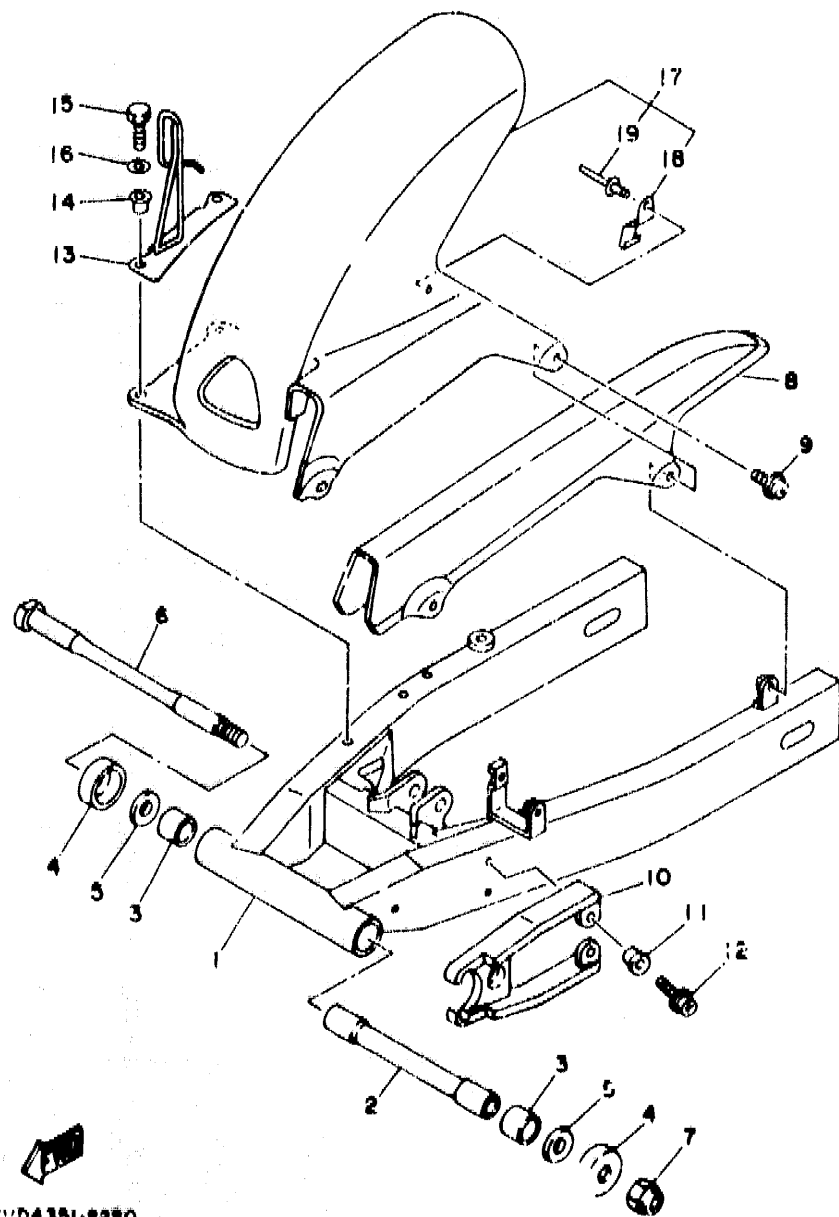


FIG. 21 OIL TANK

REF. NO.	PART NO.	DESCRIPTION	Q'TY	REMARKS
1	3VD-22535-00	STAY, battery 1	1	
2	90464-11163	CLAMP	1	
3	95811-06012	BOLT, flange	3	
4	90480-16233	GROMMET	1	
5	90480-01401	GROMMET	1	
6	3VD-2177G-00	BOX, battery	1	
7	95811-06012	BOLT, flange	2	
8	90209-07319	WASHER	2	
9	3VD-2175U-00	OIL TANK ASSY	1	
10	3VD-21761-00	GAUGE, level	1	
11	93210-21190	O-RING	1	
12	3VD-2312F-00	HOSE, breather	1	
13	90467-10008	CLIP	2	
14	90119-06096	BOLT, with washer	3	
15	90387-060A7	COLLAR	3	
16	90480-16233	GROMMET	1	
17	3VD-21871-00	TANK, recovery	1	
18	90119-06056	BOLT, with washer	2	
19	1AA-21815-00	CAP	1	
20	1AA-21874-00	GASKET	1	
21	90445-095E9	HOSE	1	
22	90467-08017	CLIP	2	
23	3VD-21816-00	PIPE 1	1	

3VD1351-1210

D7



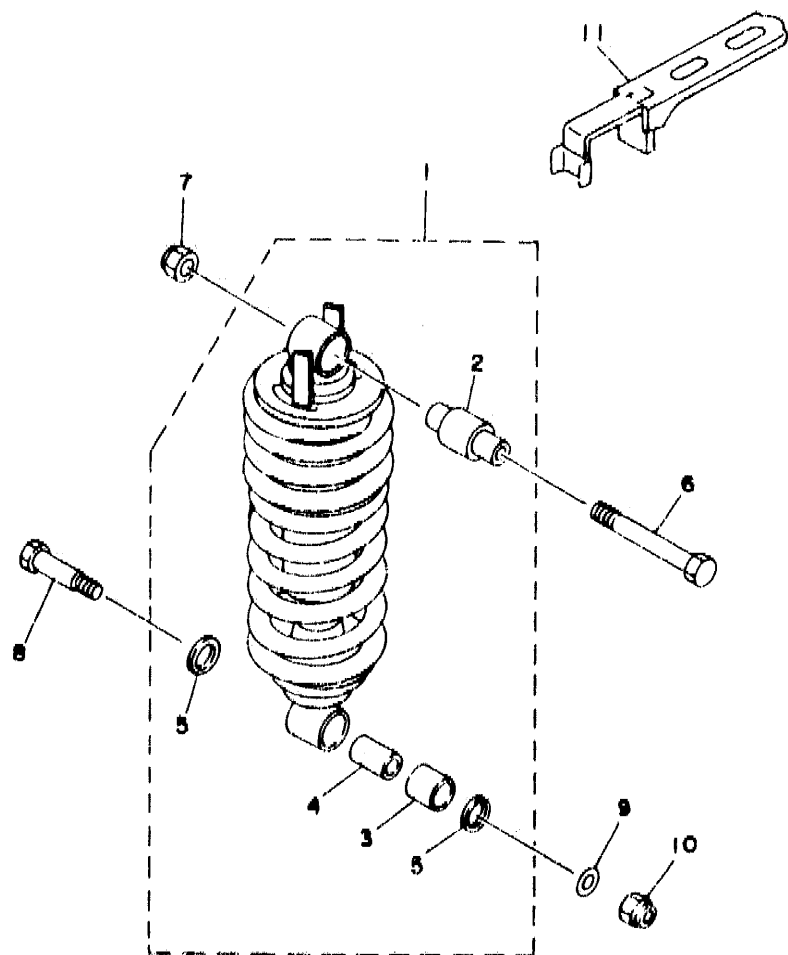
3VD4351-2220

FIG. 22 REAR ARM

REF. NO.	PART NO.	DESCRIPTION	Q'TY	REMARKS
1	3VD-22110-00	REAR ARM COMP.	1	
2	334-22184-00	BUSH	1	
3	93320-32403	BEARING	2	
4	477-22129-00	COVER, thrust 2	2	
5	90201-161J3	WASHER, plate	2	
6	46X-22141-00	SHAFT, pivot	1	
7	90185-14070	NUF, self-locking	1	
8	3VD-22311-00	CASE, chain	1	
9	90159-06071	SCREW, with washer	2	
10	3VD-22151-00	SEAL, guard	1	
11	90387-06681	COLLAR	3	
12	90159-06084	SCREW, with washer	3	
13	3VD-25875-01	HOLDER, brake nose 1	1	
14	90387-064J1	COLLAR	2	
15	97001-66025	BOLT	2	
16	92905-06600	WASHER, plate	2	
17	3VD-W2165-00	FENDER COMP, rear tire	1	
18	3VD-2164F-00	STAY 1	1	
19	90267-40110	RIVET, blind	1	



FIG. 23 REAR SUSPENSION



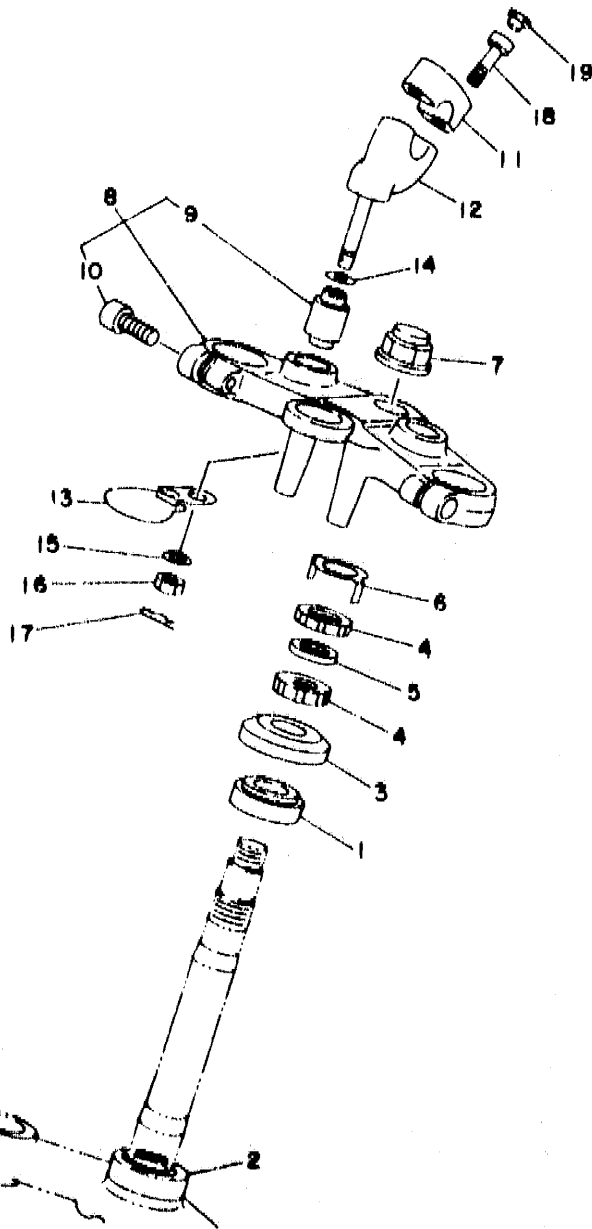
REF. NO.	PART NO.	DESCRIPTION	QTY	REMARKS
1	3VD-22210-30	SHOCK ABSORBER ASSY, rear	1	
2	3VD-22216-00	.BUSH, rear shock absorber	1	
3	90384-18190	.BUSH, bimetal formed	1	
4	90387-127X0	.COLLAR	1	
5	93109-18020	.OIL SEAL	2	
6	90109-125F1	BOLT	1	
7	95601-12100	NUT, u	1	
8	90101-10659	BOLT	1	
9	90201-12469	WASHER, plate	1	
10	95611-10100	NUT, u	1	
11	3VD-22464-00	KNOB, control	1	


3VD130-1230

D9

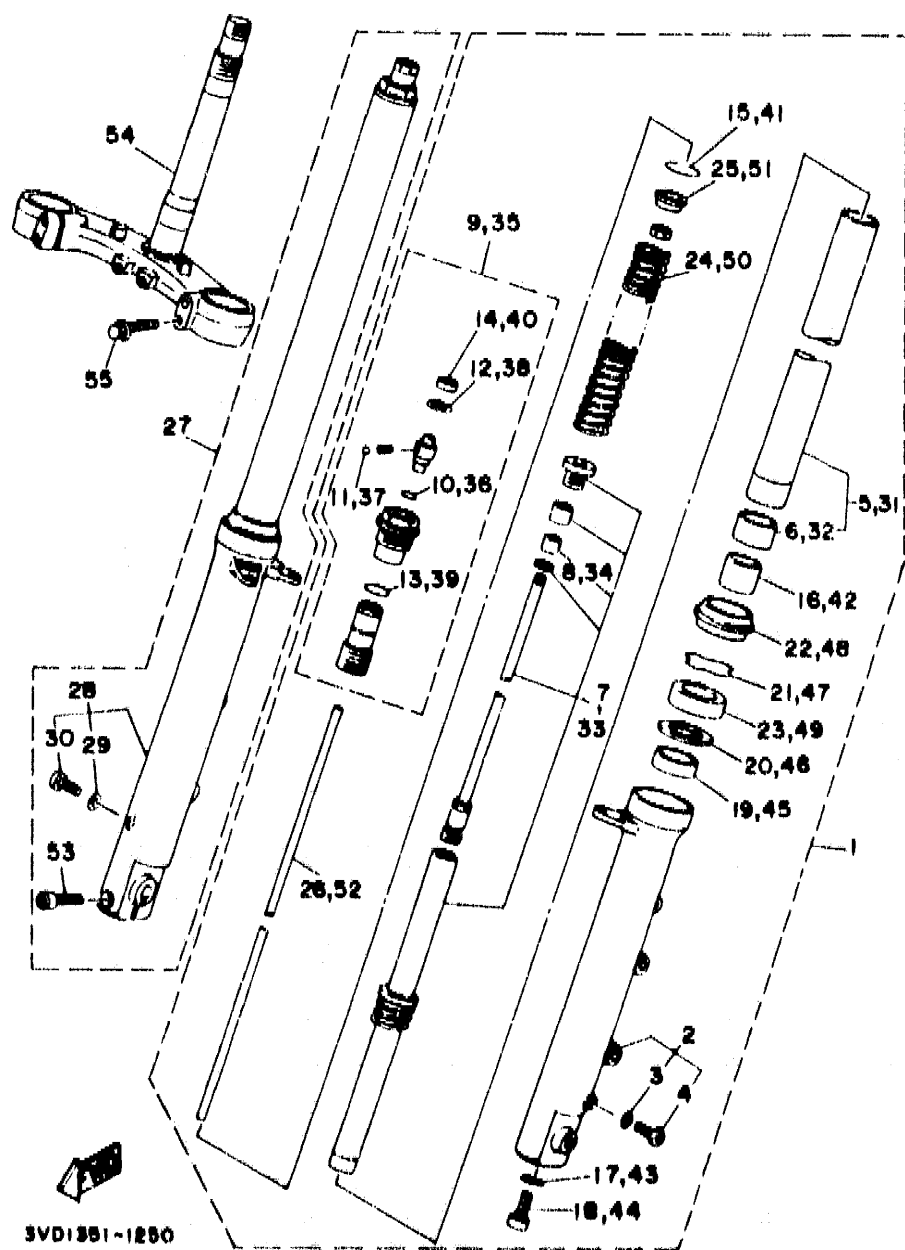
FIG. 24 STEERING

REF. NO.	PART NO.	DESCRIPTION	QTY	REMARKS
1	93332-00001	BEARING	1	
2	93332-00008	BEARING	1	
3	3HE-23416-00	COVER, ball race 2	1	
4	90179-25033	NUT	2	
5	90202-26142	WASHER, plate	1	
6	26H-23418-01	WASHER, special	1	
7	90176-22050	NUT, crown	1	
8	3VD-Y2343-00	CROWN, handle	1	
9	3VD-23434-00	HOLDER, damper	2	
10	91316-08030	BOLT	2	
11	4H7-23441-00-38	HOLDER, handle upper	2	CLEAR (WITH BUFF)
12	42X-23442-00-38	HOLDER, handle lower	2	CLEAR (WITH BUFF)
13	3VD-23389-00	GUIDE, cable	1	
14	90201-100A1	WASHER, plate	3	
15	92901-10100	WASHER, spring	2	
16	95303-10700	NUT	2	
17	90468-12006	CLIP	2	
18	91316-08030	BOLT	4	
19	90338-08163	PIVOT	4	



3VD1351-1240





3VD1351-1250

FIG. 25 FRONT FORK

REF. NO.	PART NO.	DESCRIPTION	QTY	REMARKS
1	3VD-23102-01	FRONT FORK ASSY (L.H)	1	
2	3VD-23106-00	.OUTER TUBE COMP. (L.H)	1	
3	5U8-23129-00	..GASKET, drain plug	1	
4	98501-04006	..SCREW, pan head	1	
5	3VD-23110-00	.INNER TUBE COMP.1	1	
6	3VD-23135-00	..METAL, slide 2	1	
7	3VD-2330E-00	.DAMPER ASSY	1	
8	3VD-2312K-00	..PISTON, front fork	1	
9	3VD-23111-00	.BOLT, cap	1	
10	93210-09350	..O-RING	1	
11	93503-16010	..BALL	1	
12	3VD-23183-00	..CIRCLIP	1	
13	93210-18401	..O-RING	1	
14	3VD-2319U-00	..CAP	1	
15	93210-35N02	.O-RING	1	
16	3VD-23173-00	.SPINDLE, taper	1	
17	90430-10171	.GASKET	1	
18	91311-10025	.BOLT	1	
19	3VD-23125-01	.METAL, slide 1	1	
20	3VD-23115-00	.GUIDE, cover upper	1	
21	3VD-23156-00	.CLIP, oil seal	1	
22	3VD-23144-00	.SEAL, dust	1	
23	3VD-23145-00	.OIL SEAL	1	
24	3VD-23141-01	.SPRING, front fork	1	
25	3VD-23142-00	.SEAT, spring upper	1	
26	3VD-2318Y-00	.PLUNGER	1	
27	3VD-23103-01	FRONT FORK ASSY (R.H)	1	
28	3VD-23107-00	.OUTER TUBE COMP. (R.H)	1	

D11

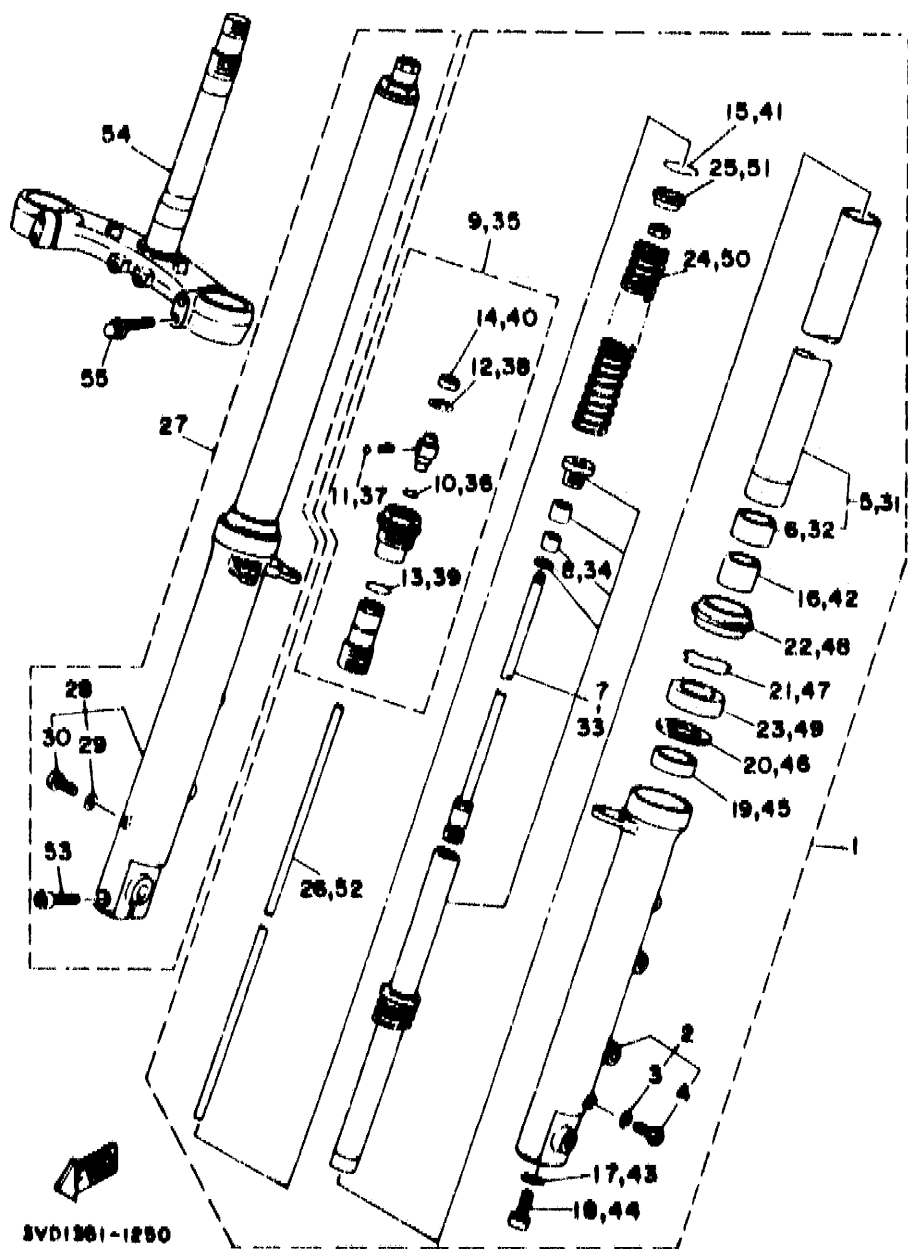
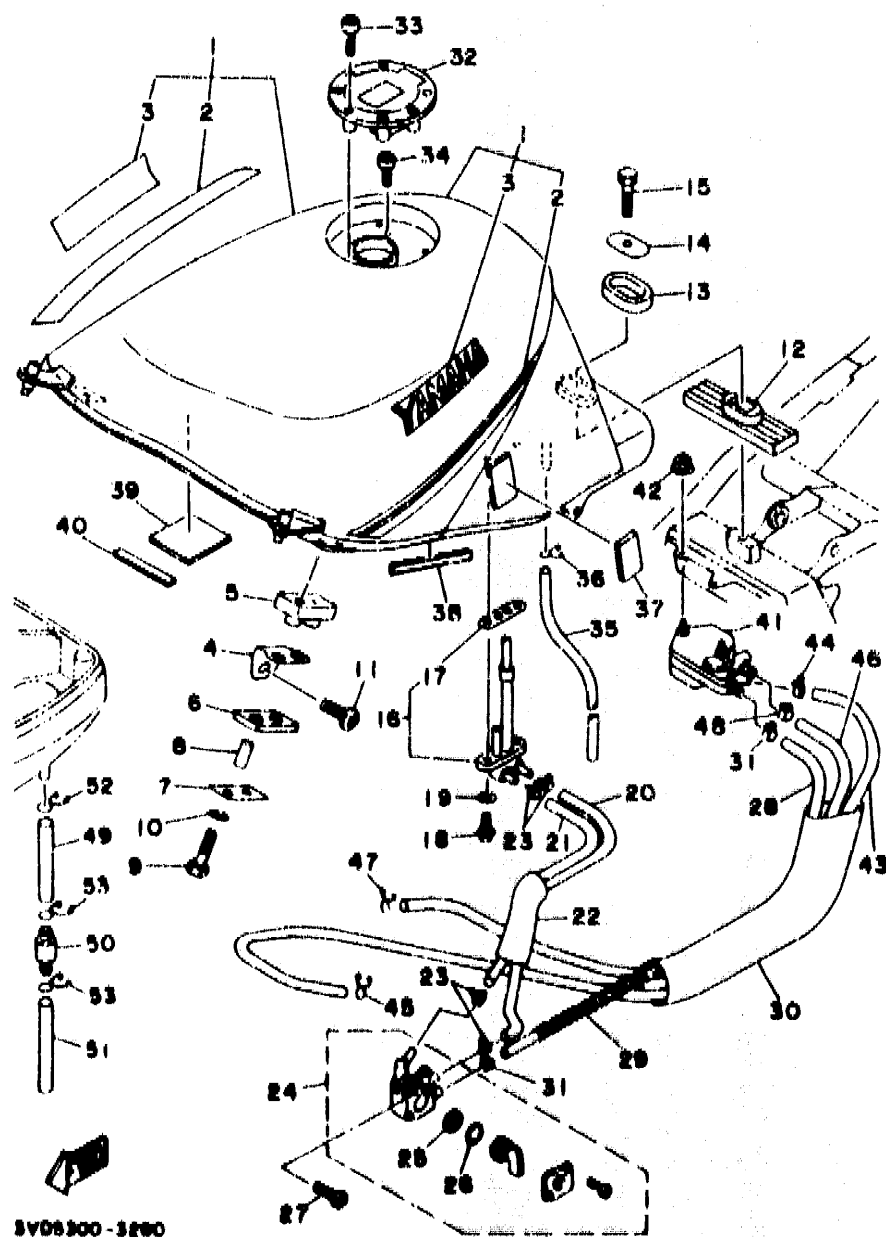


FIG. 25 FRONT FORK

REF. NO.	PART NO.	DESCRIPTION	Q'TY	REMARKS
29	5U8-23129-00	.GASKET, drain plug	1	
30	96501-04006	.SCREW, pan head	1	
31	3VD-23110-00	.INNER TUBE COMP.1	1	
32	3VD-23135-00	.METAL, slide 2	1	
33	3VD-2330E-00	.DAMPER ASSY	1	
34	3VD-2312K-00	.PISTON, front fork	1	
35	3VD-23111-00	.BOLT, cap	1	
36	93210-09350	.O-RING	1	
37	93503-16010	.BALL	1	
38	3VD-23183-00	.CIRCLIP	1	
39	93210-18N01	.O-RING	1	
40	3VD-2319U-00	.CAP	1	
41	93210-35N02	.O-RING	1	
42	3VD-23173-00	.SPINDLE, taper	1	
43	90430-10171	.GASKET	1	
44	91311-10025	.BOLT	1	
45	3VD-23125-01	.METAL, slide 1	1	
46	3VD-23115-00	.GUIDE, cover upper	1	
47	3VD-23156-00	.CLIP, oil seal	1	
48	3VD-23144-00	.SEAL, dust	1	
49	3VD-23145-00	.OIL SEAL	1	
50	3VD-23141-01	.SPRING, front fork	1	
51	3VD-23142-00	.SEAT, spring upper	1	
52	3VD-2318Y-00	.PLUNGER	1	
53	91311-08040	.BOLT	1	
54	3VD-23340-00	UNDER BRACKET COMP.	1	
55	95811-08035	BOLT, flange	4	

D12



3VD2300-3280

FIG. 26 FUEL TANK

REF. NO.	PART NO.	DESCRIPTION	Q'TY	REMARKS
1	3VD-24110-00-X2	FUEL TANK COMP.	1	UR DARK CYAN METALLIC 2
	3VD-24110-00-X4	FUEL TANK COMP.	1	UR VIVID RED COCKTAIL 1
	3VD-24110-00-X3	FUEL TANK COMP. (NON-OCEANIA)	1	UR VERY DARK VIOLET COCKTAIL 1
2	3VD-24240-60	.GRAPHIC SET	1	UR FOR DCM?
	3VD-24240-50	.GRAPHIC SET	1	UR FOR VRC1
	3VD-24240-40	.GRAPHIC SET (NON-OCEANIA)	1	UR FOR VDVC1
3	99226-00120	.EMBLEM, yamaha	2	
4	3VL-24191-00	BRACKET, fuel tank 1	2	
5	3VD-241E1-00	DAMPER, locating 1	2	
6	47X-24183-00	DAMPER, locating 3	2	
7	47X-24186-00	WASHER, special	2	
8	503P7-060N3	COLLAR	4	
9	97001-06035	BOLT	4	
10	92990-06100	WASHER, spring	4	
11	90109-086A0	BOLT	2	
12	26H-24184-00	DAMPER, locating 4	1	
13	3Y6-24183-00	DAMPER, locating 3	1	
14	12R-24186-00	WASHER, special	1	
15	97002-08030	BOLT	1	
16	3VD-24560-00	FILTER ASSY	1	
17	4X8-24512-00	.O-RING	1	
18	90149-06011	SCREW	2	
19	90202-05193	WASHER, plate	2	
20	3VD-24311-00	PIPE, fuel 1	1	
21	3VD-24313-00	PIPE 3	1	
22	1JK-24327-00	PROTECTOR, pipe	1	
23	90467-10135	CLIP	4	
24	3LN-24500-00	FUEL COCK ASSY 1	1	

D:3

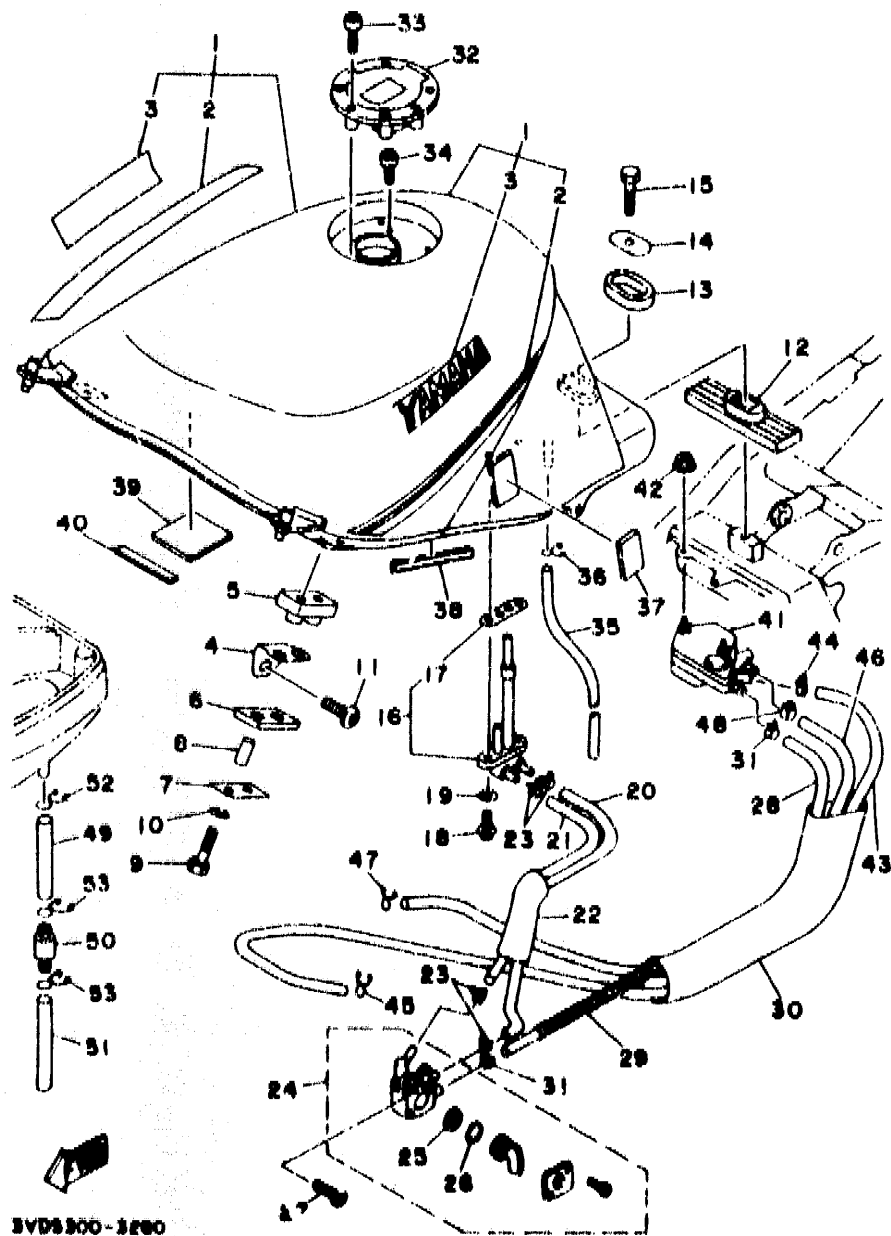


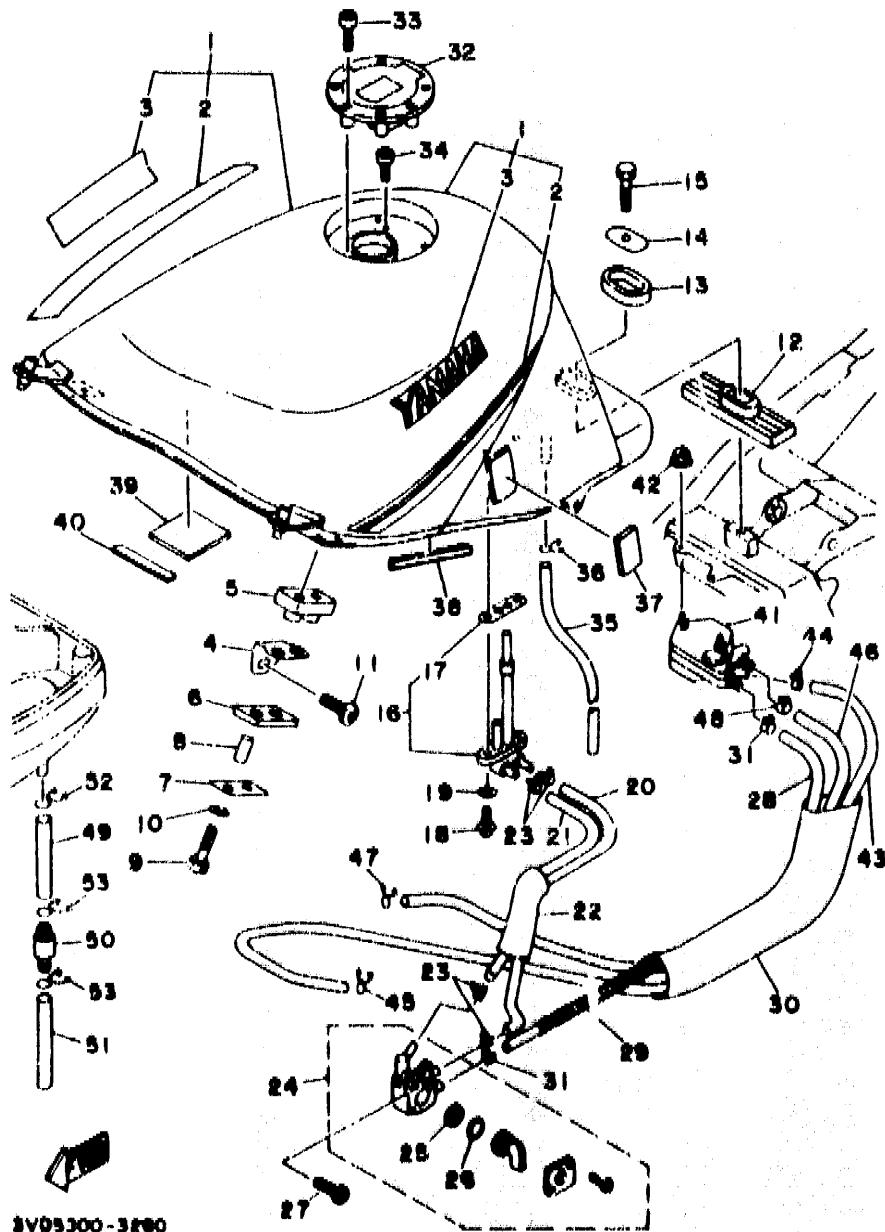
FIG. 26 FUEL TANK

REF. NO.	PART NO.	DESCRIPTION	Q'TY	REMARKS
25	3AJ-24523-00	.VALVE	1	
26	3AJ-24534-00	.SEAL, cock	1	
27	95026-06010	BOLT, flange	2	
28	90445-112H2	HOSE	1	
29	90501-08560	SPRING, compression	1	
30	3VD-24327-00	PROTECTOR, pipe	1	
31	90467-10135	CLIP	2	
32	1TV-24602-04	CAP ASSY	1	
33	90110-05112	BOLT, hexagon socket head	3	
34	91311-05010	BOLT	1	
35	90445-10565	HOSE	1	
36	90467-09006	CLIP	1	
37	3VD-2411H-00	HOOK, side cover 2	2	
38	1HX-24188-01	HOLD, fuel tank	1	
39	51L-28371-00	DAMPER	3	
40	J44-78248-00	SEAL 4	2	
41	3LD-13910-00	FUEL PUMP ASSY	1	
42	95706-05500	NUT, flange	2	
43	3VD-13929-00	PIPE, impulse	1	
44	90467-08017	CLIP	1	
45	90467-08021	CLIP	1	
46	3VD-14294-00	HOSE	1	
47	90467-11106	CLIP	1	
48	90467-10091	CLIP	1	
49	90445-11153	HOSE	1	
50	4X7-2149Y-00	FILTER ASSY	1	
51	90445-112E1	HOSE	1	
52	90467-11102	CLIP	1	

D14

FIG. 26 FUEL TANK

REF. NO.	PART NO.	DESCRIPTION	Q'TY	REMARKS
53	90467-10008	CLIP	2	



D15

CONTENTS

GENERAL SPEC.

ENGINE

Cylinder Head	B2
Cylinder	B3
Crankshaft, Piston	B4 ~ B5
Valve	B6 ~ B7
Camshaft, Chain	B8
Water Pump	B9
Radiator, Hose	B10 ~ B11
Oil Pump	B12 ~ B13
Intake	B14 ~ B15
Carburetor	C2 ~ C4
Exhaust	C5
Crankcase	C6 ~ C7
Crankcase Cover 1	C8 ~ C9
Starter Clutch	C10
Clutch	C11 ~ C12
Transmission	C13 ~ C14
Shift Cam, Fork	C15
Shift Shaft	D2

CHASSIS

Frame	D3 ~ D4
Fender	D5 ~ D6
Oil Tank	D7
Rear Arm	D8
Rear Suspension	D9
Steering	D10
Front Fork	D11 ~ D12
Fuel Tank	D13 ~ D15
Seat	E2

Front Wheel	E3
Front Brake Caliper	E4
Rear Wheel	E5 ~ E6
Rear Brake Caliper	E7
Steering Handle, Cable	E8
Front Master Cylinder	E9 ~ E10
Stand, Footrest	E11 ~ E12
Rear Master Cylinder	E13 ~ E14
Cowling 1	E15 ~ F2
Generator	F3
Flasher Light	F4
Meter	F5
Headlight (FRENCH SPEC.)	F6 ~ F7
Taillight	F8
Handle Switch, Lever	F9
Electrical 1	F10
Electrical 2	F11

INDEX (GENERAL SPEC.)

Numerical Index	L2 ~ L6
-----------------------	---------

INDIVIDUAL SPEC.

FOR BELGIUM

SWEDEN SWITZERLAND

Alternate (Headlight)	F13
-----------------------------	-----

FOR FINLAND

Alternate (Fender, Headlight)	F15
-------------------------------------	-----

FOR DENMARK GREECE

NORWAY

Alternate (Fender, Headlight)	G3
-------------------------------------	----

FOR ENGLAND

Alternate (Meter, Headlight)	G5
------------------------------------	----

FOR ITALY

Alternate (Headlight)	G7
-----------------------------	----

FOR HOLLAND

Alternate (Headlight)	G9
-----------------------------	----

FOR SWEDEN SWITZERLAND

Alternate (Carburetor, Fender)	G11
--------------------------------------	-----

FOR AUSTRIA

Alternate (Carburetor, Chassis)	G13
---------------------------------------	-----

Alternate (Headlight)	G14
-----------------------------	-----

FOR OCEANIA

Alternate (Meter, Headlight)	H2
------------------------------------	----

Alternate (Electrical)	H3
------------------------------	----

INDEX (INDIVIDUAL SPEC.)

Numerical Index	M2 ~ M3
-----------------------	---------

CONTENTS

GENERAL SPEC.

ENGINE

Cylinder Head	B2
Cylinder	B3
Crankshaft, Piston	B4~B5
Valve	B6~B7
Crankshaft, Chain	B8
Water Pump	B9
Radiator, Hose	H10~B11
Oil Pump	B12~B13
Intake	B14~B15
Carburetor	C2~C4
Exhaust	C5
Crankcase	C6~C7
Crankcase Cover 1	C8~C9
Starter Clutch	C10
Clutch	C11~C12
Transmission	C13~C14
Shift Cam, Fork	C15
Shift Shaft	D2

CHASSIS

Frame	D3~D4
Fender	D5~D6
Oil Tank	D7
Rear Arm	D8
Rear Suspension	D9
Steering	D10
Front Fork	D11~D12
Fuel Tank	D13~D15
Seat	E2

Front Wheel	E3
Front Brake Caliper	E4
Rear Wheel	E5~E6
Rear Brake Caliper	E7
Steering Handle, Cable	E8
Front Master Cylinder	E9~E10
Stand, Footrest	E11~E12
Rear Master Cylinder	E13~E14
Cowling 1	E15~F2
Generator	F3
Flasher Light	F4
Meter	F5
Headlight (FRENCH SPEC.)	F6~F7
Taillight	F8
Handle Switch, Lever	F9
Electrical 1	F10
Electrical 2	F11

INDEX (GENERAL SPEC.)

Numerical Index	L2~L6
-----------------------	-------

INDIVIDUAL SPEC.

FOR BELGIUM

SWEDEN SWITZERLAND

Alternate (Headlight)	F13
-----------------------------	-----

FOR FINLAND

Alternate (Fender, Headlight) ...	F15
-----------------------------------	-----

FOR DENMARK

GREECE NORWAY

Alternate (Fender, Headlight) ...	G3
-----------------------------------	----

FOR ENGLAND

Alternate (Meter, Headlight)	G5
-----------------------------------	----

FOR ITALY

Alternate (Headlight)	G7
-----------------------------	----

FOR HOLLAND

Alternate (Headlight)	G9
-----------------------------	----

FOR SWEDEN SWITZERLAND

Alternate (Carburetor, Fender) ..	G11
-----------------------------------	-----

FOR AUSTRIA

Alternate (Carburetor, Chassis) ..	G13
Alternate (Headlight)	G14

FOR OCEANIA

Alternate (Meter, Headlight)	H2
Alternate (Electrical)	H3

INDEX (INDIVIDUAL SPEC.)

Numerical Index	M2~M3
-----------------------	-------

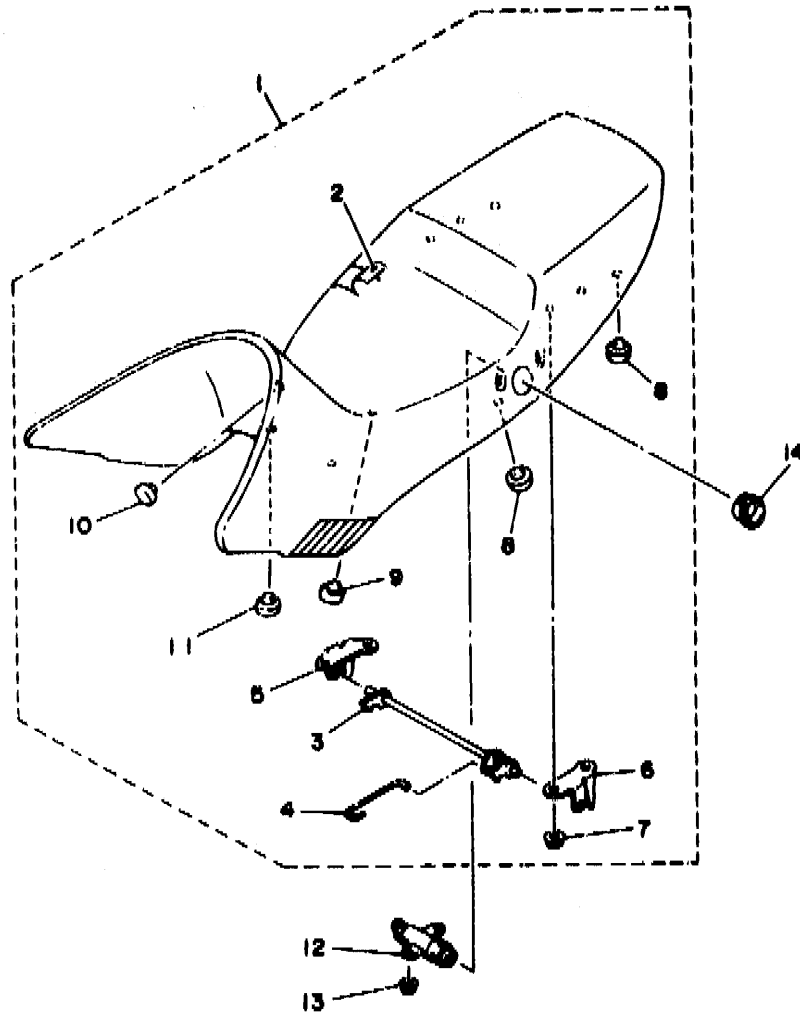


FIG. 27 SEAT

REF. NO.	PART NO.	DESCRIPTION	Q'TY	REMARKS
1	3VD-24730-20	DOUBLE SEAT ASSY	1	
2	3VD-2470F-20	.COVER, seat	1	
3	3VD-24776-00	.LEVER, seat	1	
4	1JK-2478F-00	.ROD, connecting	1	
5	3VD-2472E-00	.BRACKET, seat	1	
6	3VD-24718-00	.BRACKET, seat	1	
7	95701-06500	.NUT, flange	4	
8	1T4-24741-00	.PAD, seat	4	
9	1L9-24741-00	.PAD, seat	1	
10	116-24741-00	.PAD, seat	1	
11	22W-24741-00	.PAD, seat	2	
12	51X-24705-00	SEAT LOCK ASSY	1	
13	95701-05500	NUT, flange	2	
14	1AE-24796-00	COVER	1	

3VD1351-1270

E2

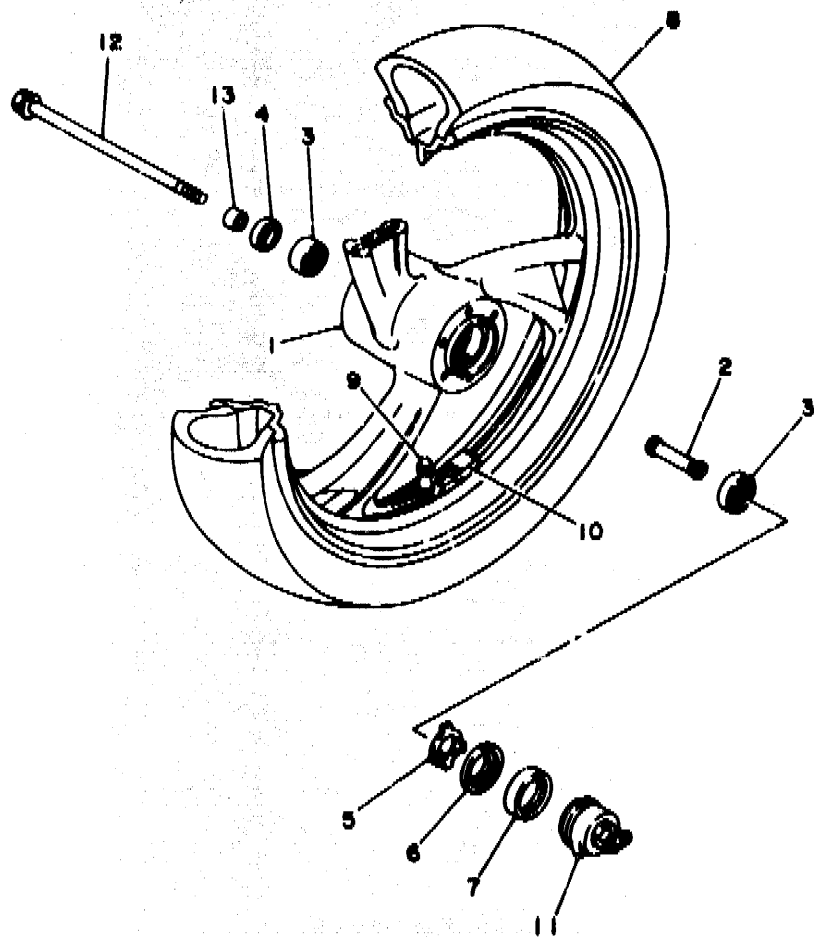


FIG. 28 FRONT WHEEL

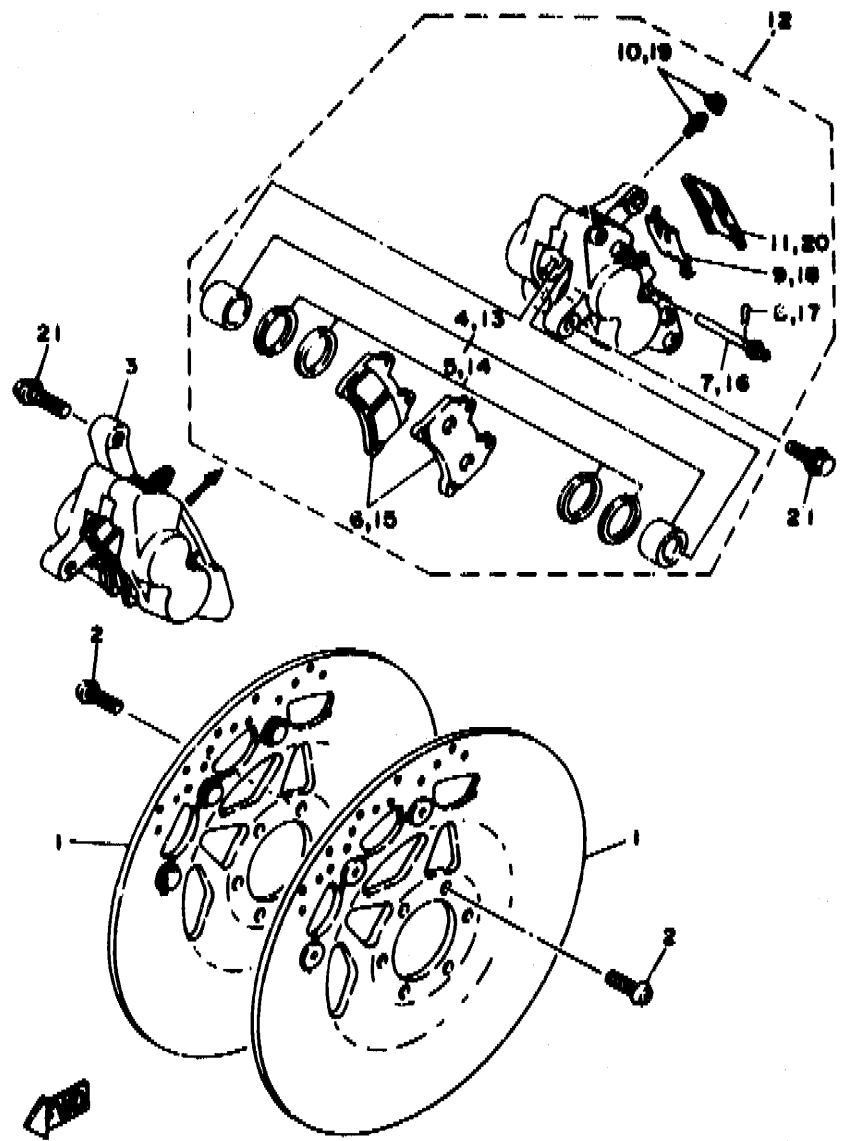
REF. NO.	PART NO.	DESCRIPTION	Q'TY	REMARKS
1	3VD-25168-00-TR	CAST WHEEL, front	1	UR ROMANTIQUE ROUGE
	3VD-25168-00-WG	CAST WHEEL, front	1	UR HITECH SILVER
2	90560-17233	SPACER	1	
3	93306-30309	BEARING (863032Z)	2	
4	93102-28022	OIL SEAL	1	
5	341-25149-00	CLUTCH, meter	1	
6	341-25846-00	RETAINER, clutch	1	
7	93105-45017	OIL SEAL	1	
8	94111-186X9	TIRE (MCS 110/80-18 58H G547F)	1	UR BRIDGESTONE
	94111-187X0	TIRE (110/80-18 58H K505F)	1	UR DUNLOP
9	93900-00030	VALVE, rim	1	
10	29L-25398-00	BALANCER, wheel (10G)	1	UR
	29L-25398-10	BALANCER, wheel (20G)	1	UR
	29L-25398-20	BALANCER, wheel (30G)	1	UR
11	26H-25190-00	GEAR UNIT ASSY	1	
12	3GM-25181-00	AXLE, wheel	1	
13	90387-177R1	COLLAR	1	

3VD1361-1280

E3

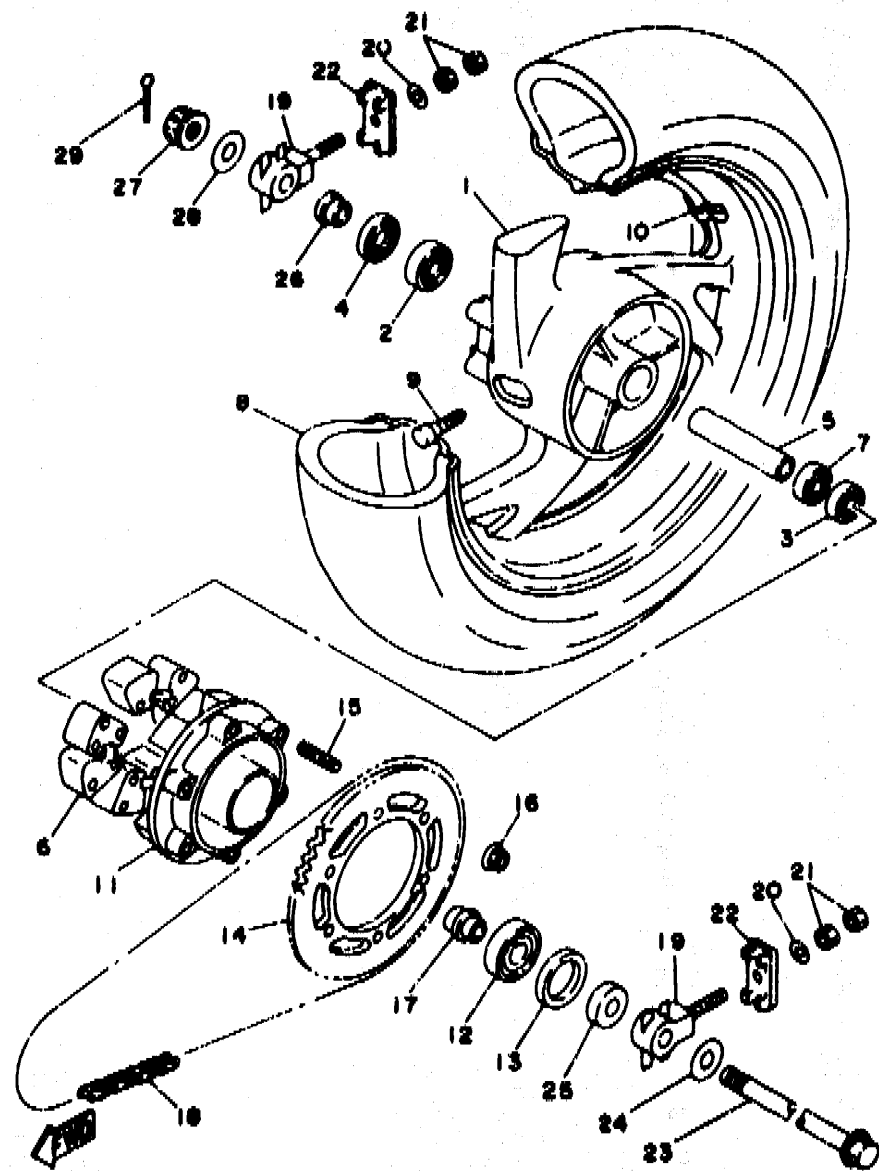
FIG. 29 FRONT BRAKE CALIPER

REF. NO.	PART NO.	DESCRIPTION	Q'TY	REMARKS
1	3HE-2581T-00	DISC BRAKE ASSY	2	
2	90109-08718	BOLT	12	
3	3XW-2580T-00	CALIPER ASSY (LEFT)	1	
4	1NL-W0057-00	.PISTON ASSY, caliper	2	
5	1NL-W0047-00	..CALIPER SEAL KIT	1	
6	2GH-W0045-01	.BRAKE PAD KIT	1	
7	3HF-25924-00	.PIN, pad	2	
8	3GM-25925-00	.CLIP	2	
9	2GH-25919-00	.SUPPORT, pad	1	
10	1J3-W0048-00	.BREED SCREW KIT	1	
11	1KT-25836-00	.COVER, dust	1	
12	3XW-2580U-00	CALIPER ASSY (RIGHT)	1	
13	1NL-W0057-00	.PISTON ASSY, caliper	2	
14	1NL-W0047-00	..CALIPER SEAL KIT	1	
15	2GH-W0045-01	.BRAKE PAD KIT	1	
16	3HE-25924-00	.PIN, pad	2	
17	3GM-25925-00	.CLIP	2	
18	2GH-25919-00	.SUPPORT, pad	1	
19	1J3-W0048-00	.BREED SCREW KIT	1	
20	1KT-25836-00	.COVER, dust	1	
21	90105-10638	BOLT, washer based	4	



3VD1351-1290

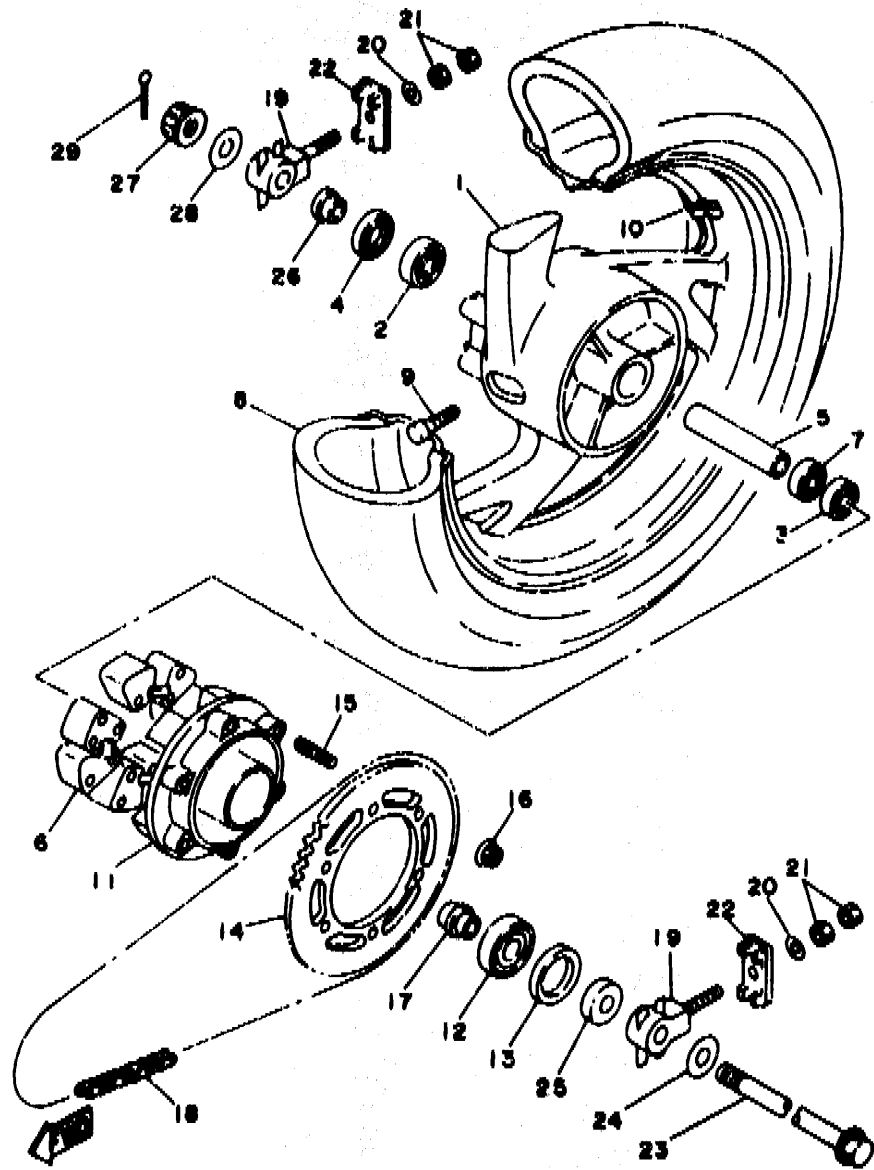
E4



3VD1351-1300

FIG. 30 REAR WHEEL

REF. NO.	PART NO.	DESCRIPTION	Q'TY	REMARKS
1	3VD-25338-00-TR	CAST WHEEL, rear	1	UR ROMANTIQUE ROUGE
	3VD-25338-00-WG	CAST WHEEL, rear	1	UR HITECH SILVER
2	43306-30309	BEARING (B6303ZZ)	1	
*3	93306-20314	BEARING	1	
4	93102-25044	OIL SEAL	1	
5	90387-173M5	COLLAR	1	
6	4BP-25364-00	DAMPER	3	
*7	93306-20314	BEARING	1	
8	94115-176x7	TIRE (MCS 150/70-17 69H G548)	1	UR BRIDGESTONE
	94115-176x8	TIRE (150/70-17 69H K505)	1	UR DUNLOP
9	93900-00030	VALVE, rim	1	
10	29L-25398-00	BALANCER, wheel (10G)	1	UR
	29L-25398-10	BALANCER, wheel (20G)	1	UR
	29L-25398-20	BALANCER, wheel (30G)	1	UR
11	1UF-25366-00	CLUTCH, hub	1	
12	93306-37207	BEARING	1	
13	93105-42024	OIL SEAL	1	
14	3VD-25444-20	SPROCKET, driven (44T)	1	
15	90116-10485	BOLT, stud	6	
16	95601-10200	NUT, self-locking	6	
17	90387-177K0	COLLAR	1	
18	94581-46114	CHAIN (D.I.D.525HV-114LE)	1	
19	4BP-25388-00	PULLER, chain 1	2	
20	92901-08200	WASHER, plain	2	
21	95303-08600	NUT	4	
22	3HE-22174-00	END 1	2	
23	1AE-25381-00	AXLE, wheel	1	
24	90201-177K7	WASHER, plate	1	



3VD1351-1300

FIG. 30 REAR WHEEL

REF. NO.	PART NO.	DESCRIPTION	Q'TY	REMARKS
25	90387-177Y5	COLLAR	1	
26	90387-177Y4	COLLAR	1	
27	90171-16024	NUT, castle	1	
28	90201-165L8	WASHER, plate	1	
29	91401-30030	PIN, cotter	1	

E6

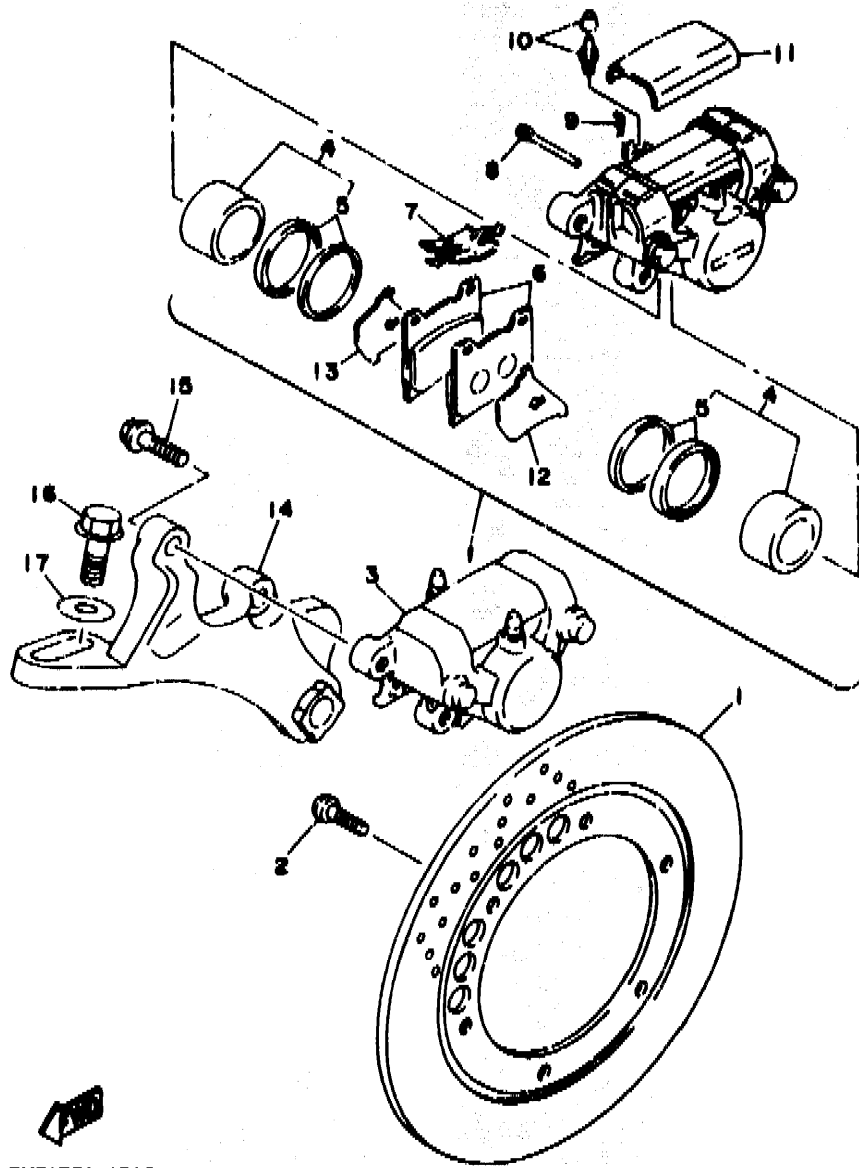


FIG. 31 REAR BRAKE CALIPER

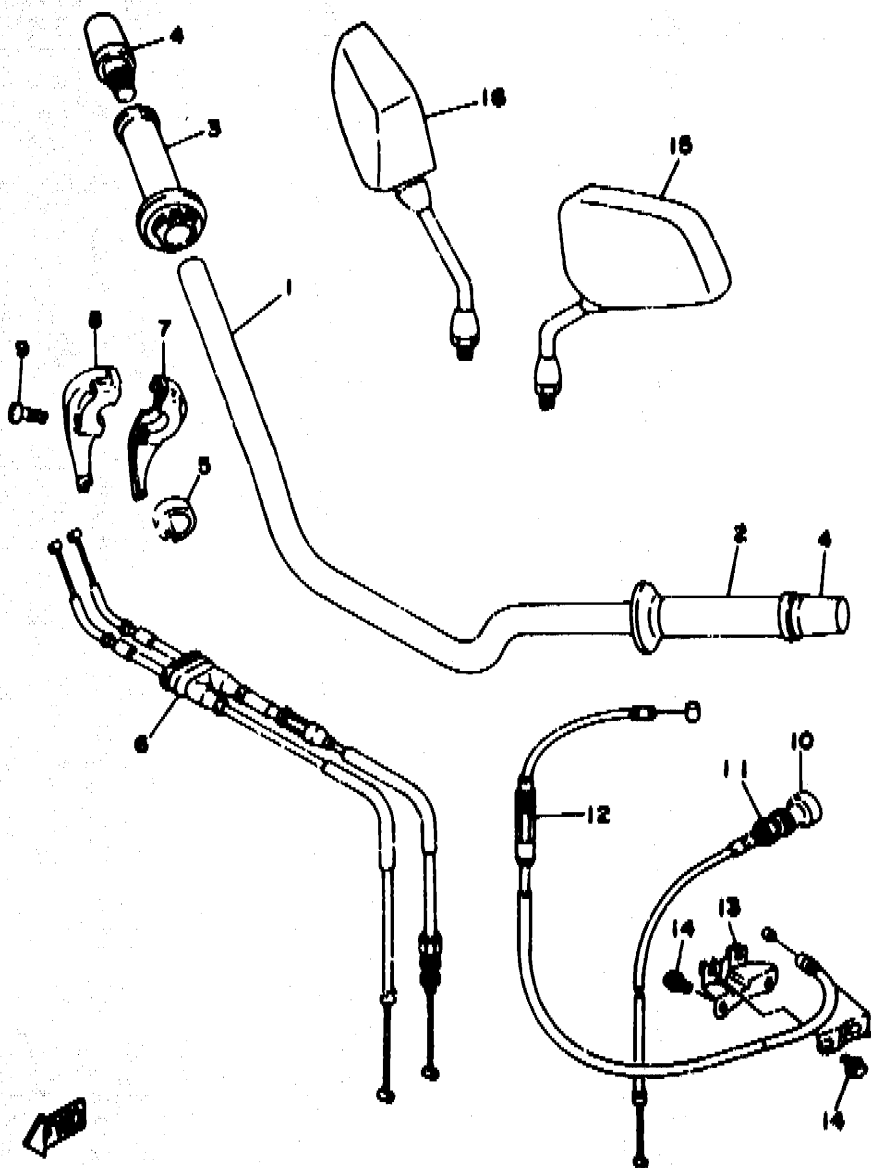
REF. NO.	PART NO.	DESCRIPTION	Q'TY	REMARKS
1	4DU-2582W-00	DISC, rear brake 2	1	
2	90109-08718	BOLT	6	
3	3HE-2580W-00	CALIPER ASSY, rear 2	1	
4	31A-W0057-00	.PISTON ASSY, caliper	1	
5	31A-W0047-00	.CALIPER SEAL KIT	1	
6	1FK-W0046-01	.BRAKE PAD KIT, 2	1	
7	1WG-25919-00	.SUPPORT, pad	1	
8	3HE-25924-00	.PIN, pad	2	
9	3HE-25925-00	.CLIP	2	
10	1J3-W0048-00	.BREED SCREW KIT	2	
11	51J-25836-00	.COVER, dust	1	
12	1FK-25827-00	.SHIM, caliper	1	
13	1FK-25828-00	.SHIM, caliper	1	
14	3VD-25819-00	BRACKET, caliper	1	
15	90105-10638	BOLT, washer based	2	
16	95811-10030	BOLT, flange	1	
17	90201-10437	WASHER, plate	1	

3VD1361-1310

E7

FIG. 32 STEERING HANDLE, CABLE

REF. NO.	PART NO.	DESCRIPTION	Q'TY	REMARKS
1	3VD-26111-10	HANDLEBAR	1	
2	1KG-26241-00	GRIP (LEFT)	1	
3	3FH-26240-00	GRIP ASSY	1	
*4	3VD-26246-00	END, grip	2	
5	90387-22660	COLLAR	1	
6	3VD-26302-00	THROTTLE CABLE ASSY	1	
7	3XW-26281-01	CAP, grip upper	1	
8	3XW-26282-01	CAP, grip lower	1	
9	98506-05035	SCREW, pan head	2	
10	3VD-26331-00	CABLE, starter l	1	
11	1VJ-26333-00	NUT	1	
12	3VD-26335-01	CABLE, clutch	1	
13	3VD-26292-00	STAY	1	
14	95816-06012	BOLT, flange	4	
15	3VD-26280-01	REAR VIEW MIRROR ASSY (LEFT)	1	
16	3VD-26290-01	REAR VIEW MIRROR ASSY (RIGHT)	1	



3VD1351-1320

E8

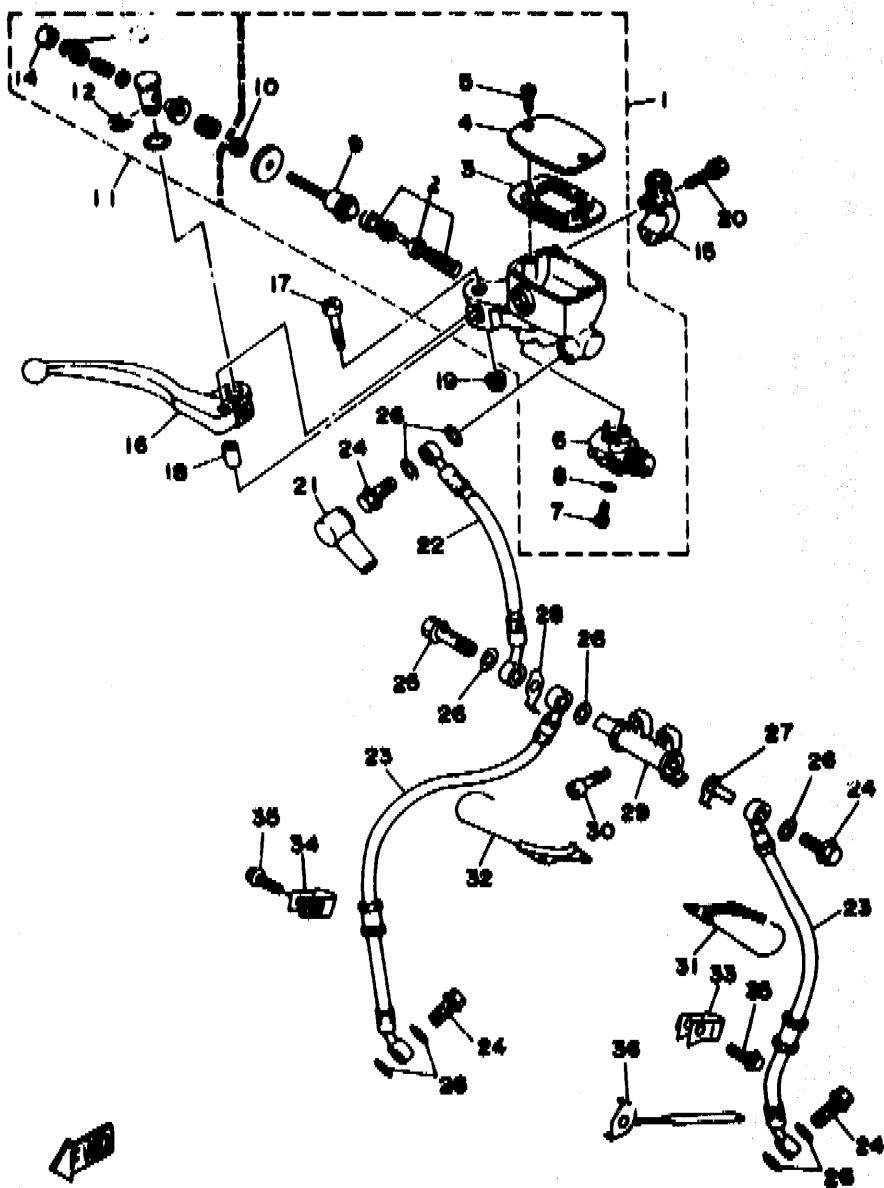


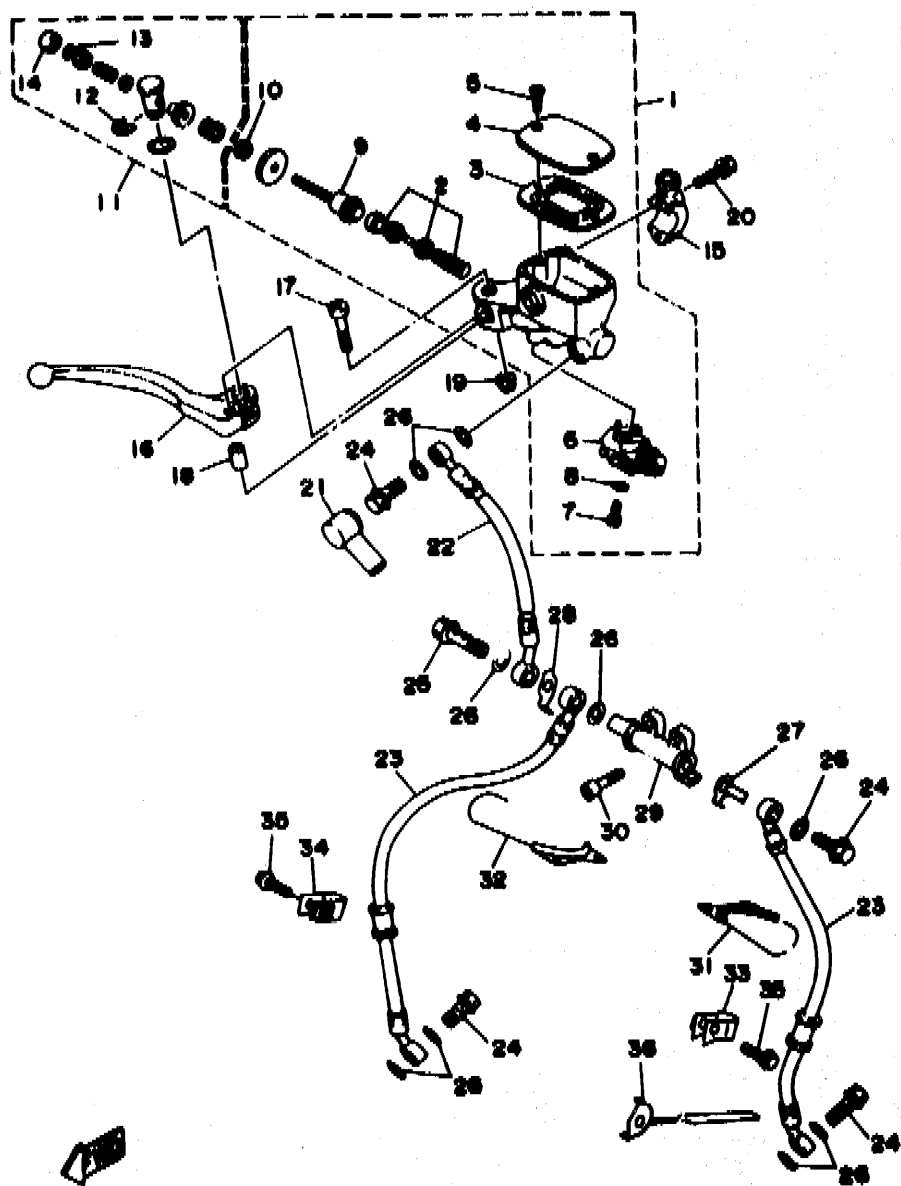
FIG. 33 FRONT MASTER CYLINDER

REF. NO.	PART NO.	DESCRIPTION	Q'TY	REMARKS
1	3VD-W2567-01	MASTER CYLINDER SUB ASSY	1	
2	3VD-W0041-51	.CYLINDER KIT, master	1	
3	3YX-25854-00	.DIAPHRAGM, reservoir	1	
4	3YX-25852-00	.CAP, reservoir	1	
5	98701-04012	.SCREW, flat head	2	
6	4BH-83980-00	.FRONT STOP SWITCH ASSY	1	
7	98506-04012	.SCREW, pan head	2	
8	92906-04600	.WASHER, plate	2	
9	3YX-25880-00	.PUSH ROD COMP.	1	
10	95303-06600	.NUT	1	
11	3YX-W0091-02	SCREW KIT, master cylinder	1	
12	3YX-25866-00	.CIRCLIP	1	
13	3YX-25866-10	.CIRCLIP	1	
14	3YX-2583H-00	.BOOT	1	
15	3YX-25867-00	BRACKET, master cylinder	1	
16	3YX-83922-09	LEVER 2	1	
17	3YX-2589F-00	BOLT, leve-	1	
18	3YX-25838-00	SLEEVE, caliper	1	
19	95616-06100	NUT, u	1	
20	95026-06030	BOLT, flange	2	
21	4L0-25862-00	BOOT, master cylinder	1	
22	3VD-25872-00	HOSE, brake 1	1	
23	3VD-25874-00	HOSE, brake	2	
24	90401-10096	BOLT, union	4	
25	90401-10095	BOLT, union	1	
26	90201-10118	WASHER, plate	9	
27	3VD-25834-01	WASHER, lock	1	
28	3VD-25844-00	WASHER, lock	1	

3VD8300-2330

E9

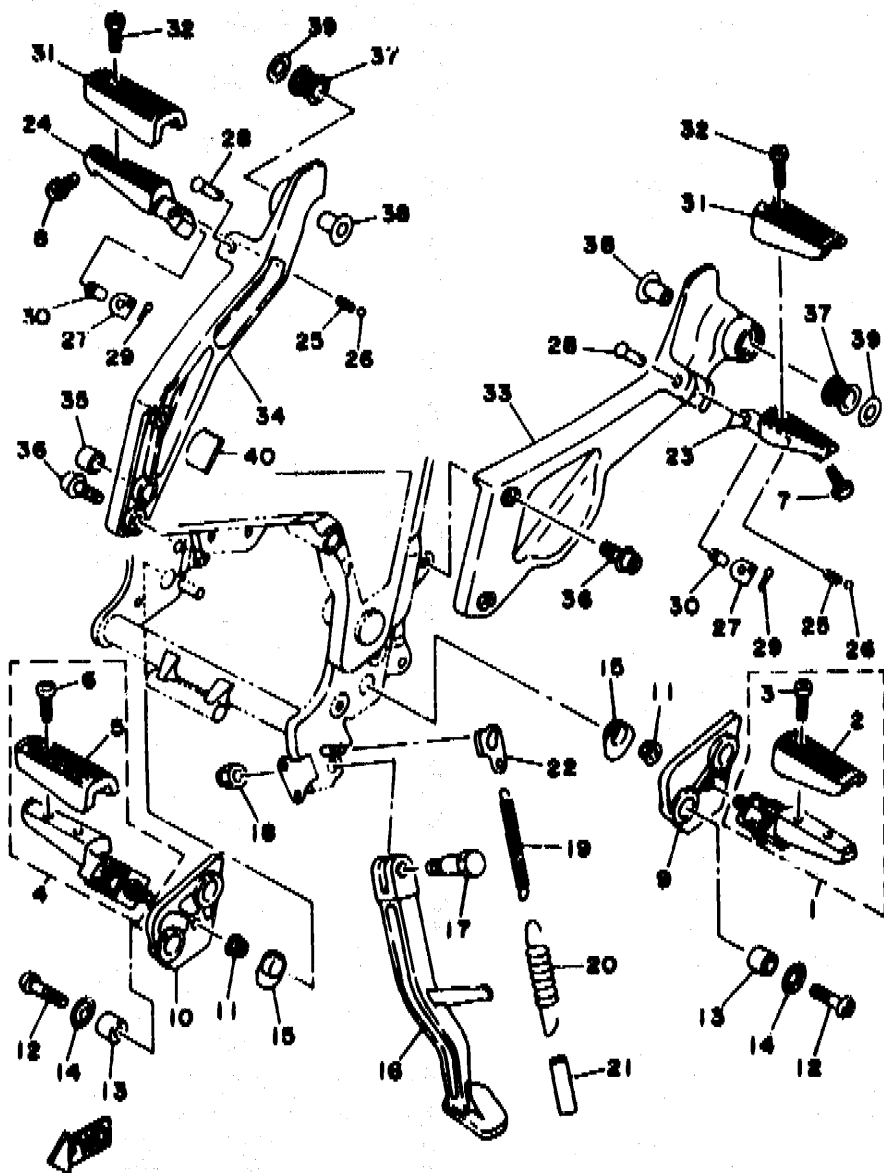
FIG. 33 FRONT MASTER CYLINDER



REF. NO.	PART NO.	DESCRIPTION	Q'TY	REMARKS
29	42H-25895-01	JOINT	1	
30	91316-06025	BOLT	2	
31	3VD-26131-00	GUIDE, cable 1	1	
32	3VD-26132-00	GUIDE, cable 2	1	
33	3EN-25875-00	HOLDER, brake hose 1	1	
34	2R8-25876-00	HOLDER, brake hose 2	1	
35	95023-06025	BOLT	2	
36	3VD-23317-00	HOLDER, cable	1	

3VD6300-3330

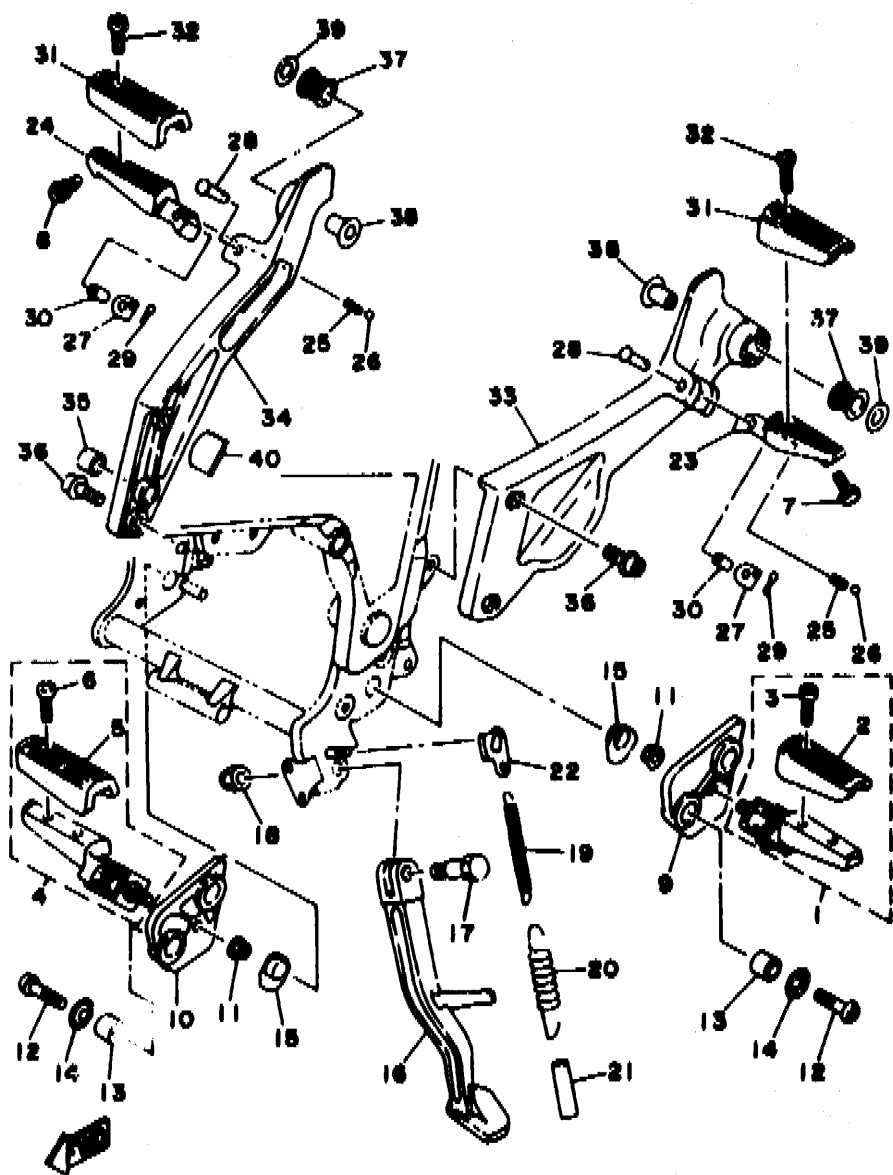
E10



3VD4351-2340

FIG. 34 STAND, FOOTREST

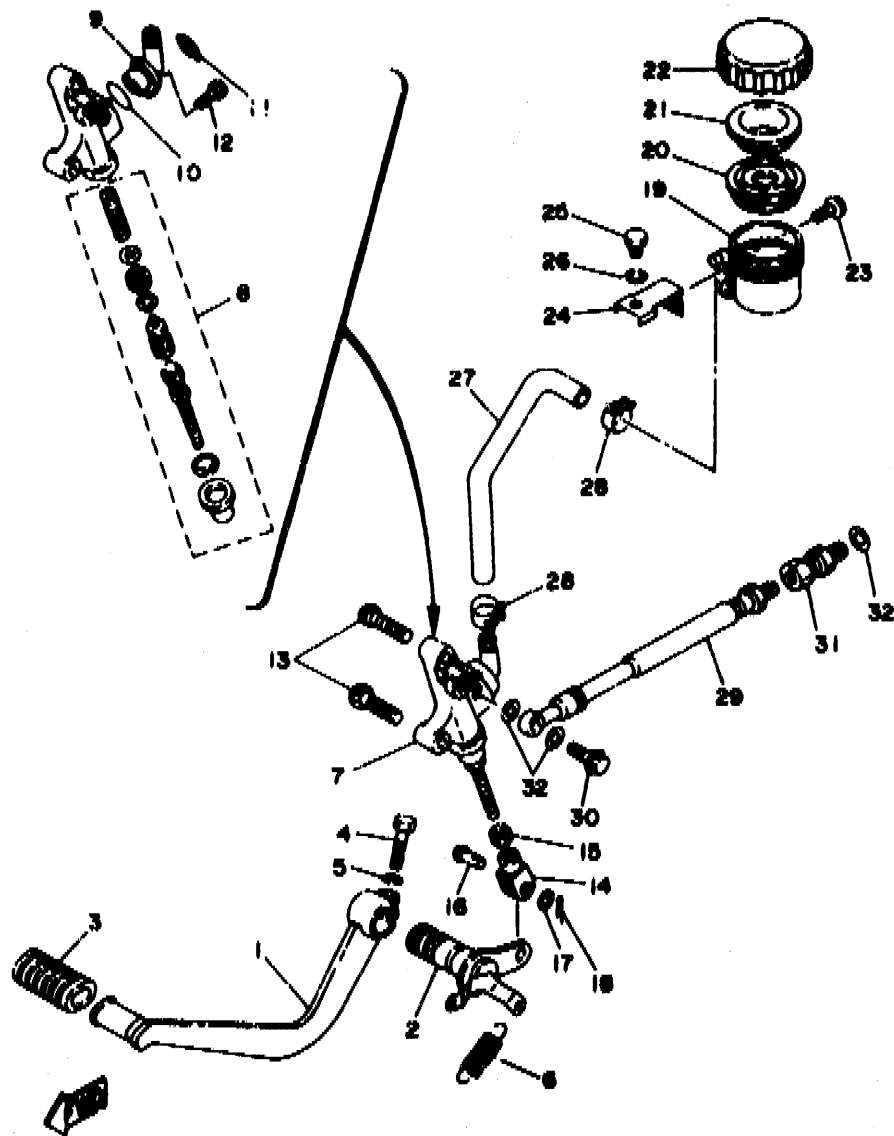
REF. NO.	PART NO.	DESCRIPTION	Q'TY	REMARKS
1	1UA-27410-00	FRONT FOOTREST ASSY (LEFT)	1	
2	2GH-27413-00	.COVER, footrest	1	
3	90157-05079	.SCREW, pan head	2	
4	1UA-27420-00	FRONT FOOTREST ASSY (RIGHT)	1	
5	2GH-27413-00	.COVER, footrest	1	
6	90157-05079	.SCREW, pan head	2	
7	90109-083E2	BOLT	1	
8	90109-083E2	BOLT	1	
9	3VD-27442-10	BRACKET 2	1	
10	3VD-27443-10	BRACKET 3	1	
11	90179-10247	NUT	2	
12	90110-08071	BOLT, hexagon socket head	4	
13	1NL-27424-00	DAMPER, footrest 2	4	
14	90209-08295	WASHER	4	
15	3VD-27414-00	DAMPER, footrest	2	
16	3VD-27311-01	STAND, side	1	
17	90109-104E6	BOLT	1	
18	90185-10037	NUT, self-locking	1	
19	90506-18224	SPRING, tension	1	
20	90506-26225	SPRING, tension	1	
21	1TX-27351-00	GUIDE, side stand	1	
22	3VD-27315-00	LINK, side stand	1	
23	2GH-27431-00	FOOTREST, rear 1	1	
24	2GH-27441-00	FOOTREST, rear 2	1	
25	90501-12743	SPRING, compression	2	
26	93501-04011	BALL	2	
27	1HX-27437-00	WASHER, special	2	
28	91701-06040	PIN, clevis	2	



3VD4351-2340

FIG. 34 STAND, FOOTREST

REF. NO.	PART NO.	DESCRIPTION	Q'TY	REMARKS
29	91401-2002C	PIN, cotter	2	
30	90387-064MB	COLLAR	2	
31	2GH-27413-00	COVER, footrest	2	
32	90157-05079	SCREW, pan head	4	
33	3VD-27412-10	BRACKET, footrest 1	1	
34	3VD-27422-10	BRACKET, footrest 2	1	
35	90380-20213	BUSH, solid	1	
36	90110-08199	BOLT, hexagon socket head	4	
37	36Y-27424-00	DAMPER, footrest 2	2	
38	90387-104LB	COLLAR	2	
39	90201-10669	WASHER, plate	2	
40	3VD-2139X-00	DAMPER	1	

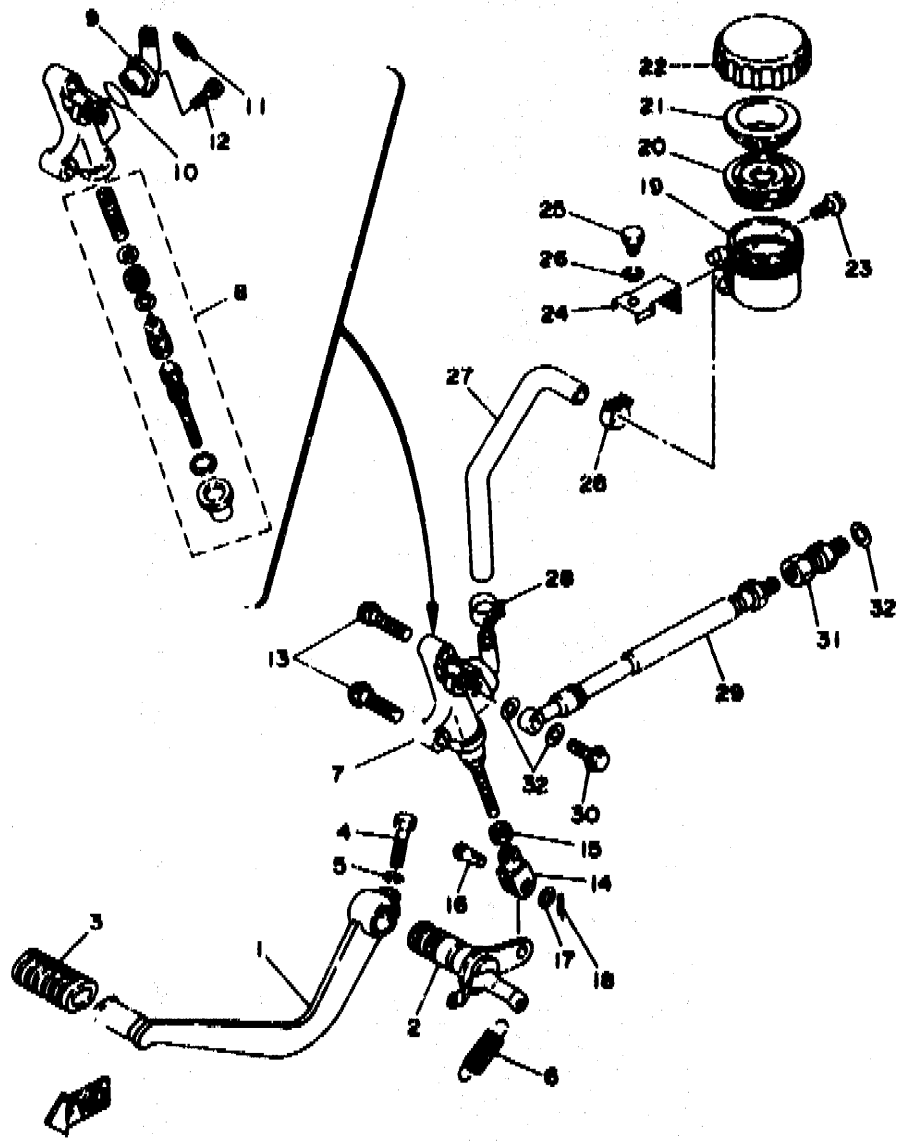


3VD1361-1380

FIG. 36 REAR MASTER CYLINDER

REF. NO.	PART NO.	DESCRIPTION	Q'TY	REMARKS
1	3VD-27211-00	PEDAL, brake	1	
2	3VD-27212-00	SHAFT, brake pedal	1	
3	3VD-18113-00	COVER, shift pedal	1	
4	90101-06278	BOLT	1	
5	92990-06100	WASHER, spring	1	
6	90506-20192	SPRING, tension	1	
7	3VD-2583V-00	RR. MASTER CYLINDER ASSY	1	
8	3VD-W0042-50	.CYLINDER KIT, master	1	
9	3LN-2582A-00	.JOINT	1	
10	3LN-2585F-00	.O-RING	1	
11	3LN-2585G-00	.CIRCLIP	1	
12	3LN-2585H-00	.SCREW, set	1	
13	92016-08030	SCREW	2	
14	47X-27222-00	JOINT	1	
15	95303-08700	NUT	1	
16	90240-08013	PIN, clevis	1	
17	90201-08083	WASHER, plate	1	
18	91401-20020	PIN, cotter	1	
19	47X-25894-00	TANK, reservoir	1	
20	360-25854-00	DIAPHRAGM, reservoir	1	
21	2GU-25855-00	BUSH, diaphragm	1	
22	2KF-25852-50	CAP, reservoir	1	
23	90159-06056	SCREW, with washer	1	
24	3VD-2582E-00	HOLDER, reserve tankk	1	
25	97011-06010	BOLT	1	
26	92901-06700	WASHER, wave	1	
27	3VD-25895-00	HOSE, reservoir	1	
28	90467-14057	CLIP	2	

E13



3VD1381-1380

FIG. 36 REAR MASTER CYLINDER

REF. NO.	PART NO.	DESCRIPTION	Q'TY	REMARKS
29	3VD-25872-50	HOSE, brake l	1	
30	90401-10096	BOLT, union	1	
31	3LC-25885-00	JOINT	1	
32	90201-10118	WASHER, plate	3	

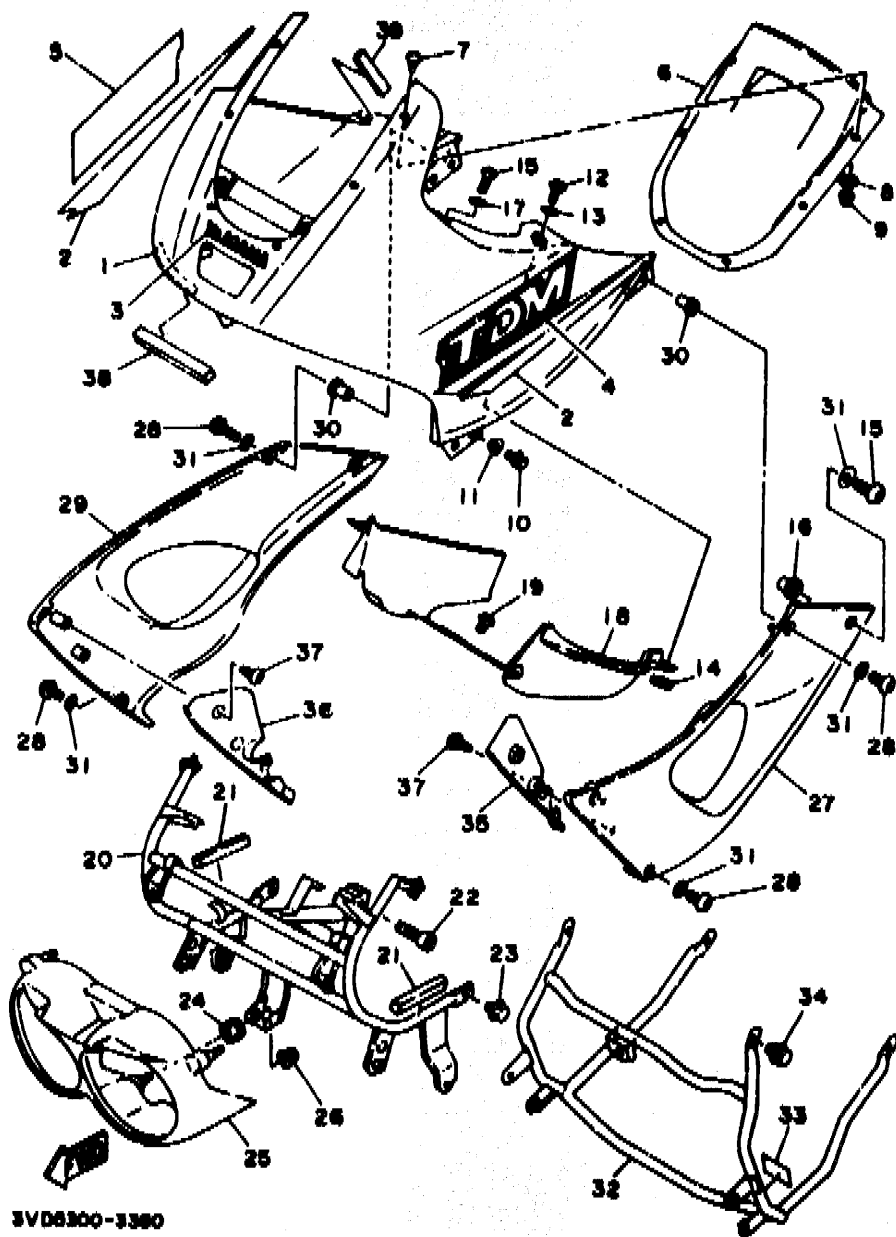


FIG. 36 COWLING 1

REF. NO.	PART NO.	DESCRIPTION	Q'TY	REMARKS
1	3VD-28350-00-P0	COWLING ASSY	1	UR VIVID RED COCKTAIL 1
	3VD-28350-00-P2	COWLING ASSY (NON-OCEANIA)	1	UR VERY DARK VIOLET COCKTAIL 1
	3VD-28350-00-P3	COWLING ASSY	1	UR DARK CYAN METALLIC 2
2	3VD-28390-50	GRAPHIC SET, cowlin.	1	UR FOR VRC1
	3VD-28390-40	GRAPHIC SET, cowling (NON-OCEANIA)	1	UR FOR VDVC1
	3VD-28390-60	GRAPHIC SET, cowling	1	UR FOR DCM2
3	99236-00100	EMBLEM, yamaha	1	
4	3VD-28328-10	EMBLEM	1	UR FOR VRC1
	3VD-28328-00	EMBLEM	1	UR FOR VDVC1
	3VD-28328-20	EMBLEM	1	UR FOR DCM2
5	3VD-28338-10	EMBLEM	1	UR FOR VRC1
	3VD-28338-00	EMBLEM	1	UR FOR VDVC1
	3VD-28338-20	EMBLEM	1	UR FOR DCM2
6	3VD-28381-00	WINDSHIELD	1	
7	90149-05273	SCREW	6	
8	3HX-28215-00	WASHER, special	6	
9	95706-05500	NUT, flange	6	
10	95811-06012	BOLT, flange	4	
11	90387-072Y3	COLLAR	4	
12	90110-05201	BOLT, hexagon socket head	2	
13	90202-05180	WASHER, plate	2	
14	90202-08111	WASHER, plate	2	
15	90149-05244	SCREW	4	
16	90179-05625	NUT	2	
17	90201-05660	WASHER, plate	2	
18	3VD-2837M-00	PANEL, console 2	1	
19	90110-05201	BOLT, hexagon socket head	1	
20	3VD-28356-00	STAY 1	1	

E15

CONTENTS

GENERAL SPEC.

ENGINE

Cylinder Head	B2
Cylinder	B3
Crankshaft, Piston	B4~B5
Valve	B6~B7
Camshaft, Chain	B8
Water Pump	B9
Radiator, Hose	B10~B11
Oil Pump	B12~B13
Intake	B14~B15
Carburetor	C2~C4
Exhaust	C5
Crankcase	C6~C7
Crankcase Cover 1	C8~C9
Starter Clutch	C10
Clutch	C11~C12
Transmission	C13~C14
Shift Cam, Fork	C15
Shift Shaft	D2

CHASSIS

Frame	D3~D4
Fender	D5~D6
Oil Tank	D7
Rear Arm	D8
Rear Suspension	D9
Steering	D10
Front Fork	D11~D12
Fuel Tank	D13~D15
Seat	E2

Front Wheel	E3
Front Brake Caliper	E4
Rear Wheel	E5~E6
Rear Brake Caliper	E7
Steering Handle, Cable	E8
Front Master Cylinder	E9~E10
Stand, Footrest	E11~E12
Rear Master Cylinder	E13~E14
Cowling 1	E15~F2
Generator	F3
Flasher Light	F4
Meter	F5
Headlight (FRENCH SPEC.)	F6~F7
Taillight	F8
Handle Switch, Lever	F9
Electrical 1	F10
Electrical 2	F11

INDEX (GENERAL SPEC.)

Numerical Index	L2~L6
-----------------------	-------

INDIVIDUAL SPEC.

FOR BELGIUM

SWEDEN SWITZERLAND

Alternate (Headlight)	F13
-----------------------------	-----

FOR FINLAND

Alternate (Fender, Headlight) ...	F15
-----------------------------------	-----

FOR DENMARK

GREECE NORWAY

Alternate (Fender, Headlight) ...	G3
-----------------------------------	----

FOR ENGLAND

Alternate (Meter, Headlight)	G5
-----------------------------------	----

FOR ITALY

Alternate (Headlight)	G7
-----------------------------	----

FOR HOLLAND

Alternate (Headlight)	G9
-----------------------------	----

FOR SWEDEN SWITZERLAND

Alternate (Carburetor, Fender) ..	G11
-----------------------------------	-----

FOR AUSTRIA

Alternate (Carburetor, Chassis) .	G13
Alternate (Headlight)	G14

FOR OCEANIA

Alternate (Meter, Headlight)	H2
Alternate (Electrical)	H3

INDEX (INDIVIDUAL SPEC.)

Numerical Index	M2~M3
-----------------------	-------

CONTENTS

GENERAL SPEC.

ENGINE

Cylinder Head	B2
Cylinder	B3
Crankshaft, Piston	B4~B5
Valve	B6~B7
Camshaft, Chain	B8
Water Pump	B9
Radiator, Hose	B10~B11
Oil Pump	B12~B13
Intake	B14~B15
Carburetor	C2~C4
Exhaust	C5
Crankcase	C6~C7
Crankcase Cover 1	C8~C9
Starter Clutch	C10
Clutch	C11~C12
Transmission	C13~C14
Shift Cam, Fork	C15
Shift Shaft	D2

CHASSIS

Frame	D3~D4
Fender	D5~D6
Oil Tank	D7
Rear Arm	D8
Rear Suspension	D9
Steering	D10
Front Fork	D11~D12
Fuel Tank	D13~D15
Seat	E2

Front Wheel	E3
Front Brake Caliper	E4
Rear Wheel	E5~E6
Rear Brake Caliper	E7
Steering Handle, Cable	E8
Front Master Cylinder	E9~E10
Stand, Footrest	E11~E12
Rear Master Cylinder	E13~E14
Cowling 1	E15~F2
Generator	F3
Flasher Light	F4
Motor	F5
Headlight (FRENCH SPEC.)	F6~F7
Taillight	F8
Handle Switch, Lever	F9
Electrical 1	F10
Electrical 2	F11

INDEX (GENERAL SPEC.)

Numerical Index	L2~L6
-----------------------	-------

INDIVIDUAL SPEC.

FOR BELGIUM SWEDEN SWITZERLAND

Alternate (Headlight)	F13
-----------------------------	-----

FOR FINLAND

Alternate (Fender, Headlight) ...	F15
-----------------------------------	-----

FOR DENMARK GREECE NORWAY

Alternate (Fender, Headlight) ...	G3
-----------------------------------	----

FOR ENGLAND

Alternate (Motor, Headlight)	G5
-----------------------------------	----

FOR ITALY

Alternate (Headlight)	G7
-----------------------------	----

FOR HOLLAND

Alternate (Headlight)	G9
-----------------------------	----

FOR SWEDEN SWITZERLAND

Alternate (Carburetor, Fender) ..	G11
-----------------------------------	-----

FOR AUSTRIA

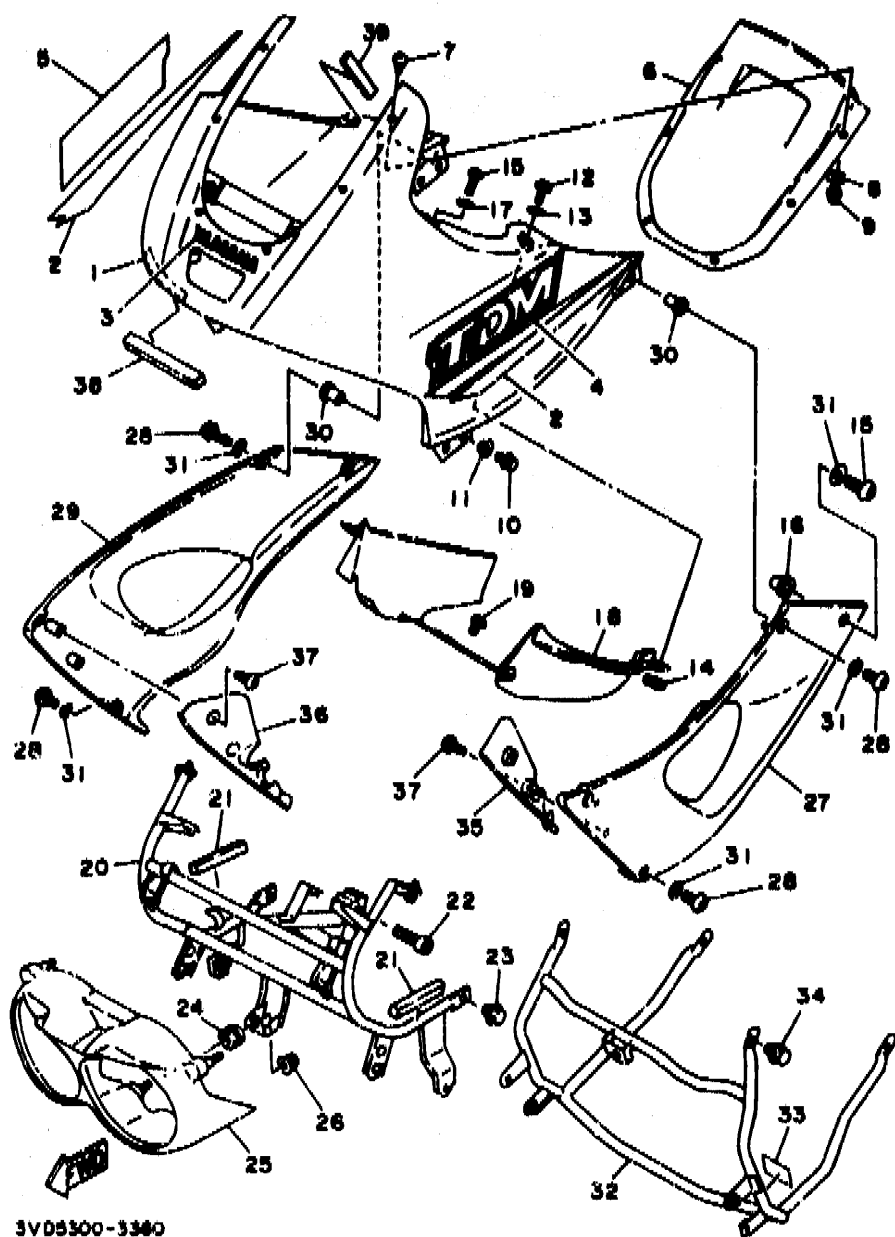
Alternate (Carburetor, Chassis) ..	G13
Alternate (Headlight)	G14

FOR OCEANIA

Alternate (Motor, Headlight)	H2
Alternate (Electrical)	H3

INDEX (INDIVIDUAL SPEC.)

Numerical Index	M2~M3
-----------------------	-------



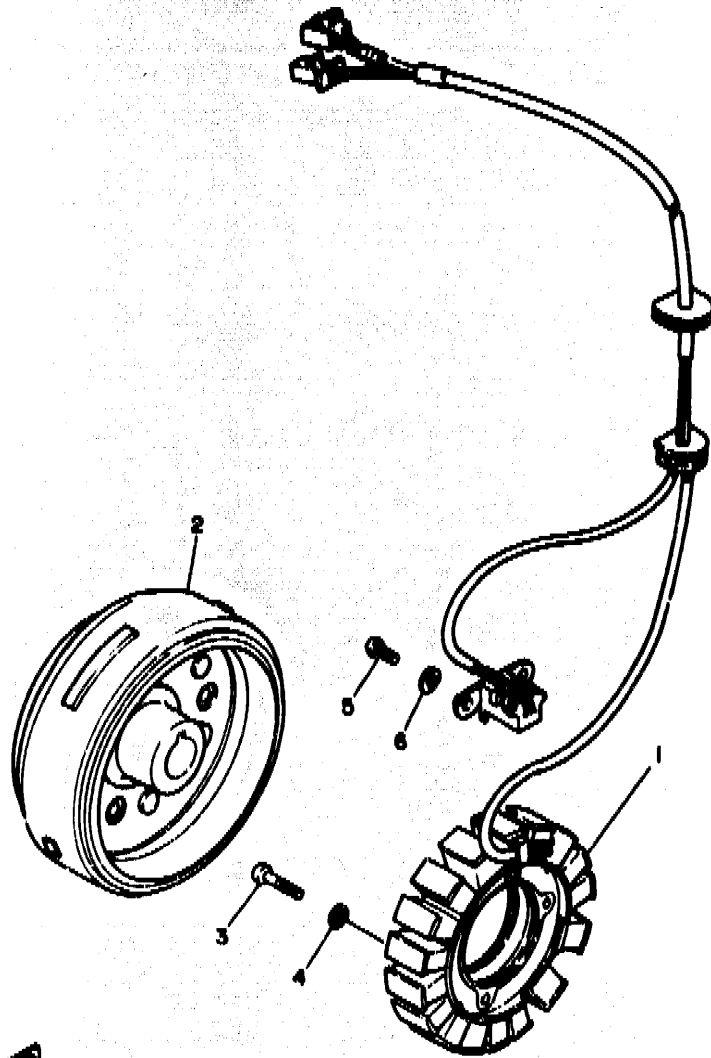
3VD5500-3360

FIG. 36 COMING 1

REF. NO.	PART NO.	DESCRIPTION	Q'TY	REMARKS
21	2TV-21638-00	DAMPER 1	2	
22	91316-08035	BOLT	2	
23	95811-08012	BOLT, flange	2	
24	90480-14555	GROMMET	3	
25	3VD-28365-00	COVER	1	
26	90179-06500	NUT	3	
27	3VD-2835U-00-P0	PANEL 1	1	UR VIVID RED COCKTAIL 1
	3VD-2835U-00-P2	PANEL 1 (NON-OCEANIA)	1	UR VERY DARK VIOLET COCKTAIL 1
	3VD-2835U-00-P3	PANEL 1	1	UR DARK CYAN METALLIC 2
28	90149-05299	SCREW	6	
29	3VD-2835V-00-P0	PANEL 2	1	UR VIVID RED COCKTAIL 1
	3VD-2835V-00-P2	PANEL 2 (NON-OCEANIA)	1	UR VERY DARK VIOLET COCKTAIL 1
	3VD-2835V-00-P3	PANEL 2	1	UR DARK CYAN METALLIC 2
30	90179-05523	NUT	6	
31	90202-05180	WASHER, plate	8	
32	3VD-28322-00	STAY 2	1	
33	3YL-12232-00	DAMPER	2	
34	95811-08012	BOLT, flange	4	
35	3VD-2837N-00	GRILL, air intake 1	1	
36	3VD-2837R-00	GRILL, air intake 2	1	
37	97701-50012	SCREW, tapping	4	
38	3VD-28371-00	DAMPER	2	
39	2TV-21638-00	DAMPER 1	2	

FIG. 37 GENERATOR

REF. NO.	PART NO.	DESCRIPTION	Q'TY	REMARKS
1	3LD-81410-00	STATOR ASSY	1	
2	3VD-81450-00	ROTOR ASSY	1	
3	98501-06030	SCREW, pan head	3	
4	92990-06100	WASHER, spring	3	
6	98501-05016	SCREW, pan head	2	
6	92990-05100	WASHER, spring	2	

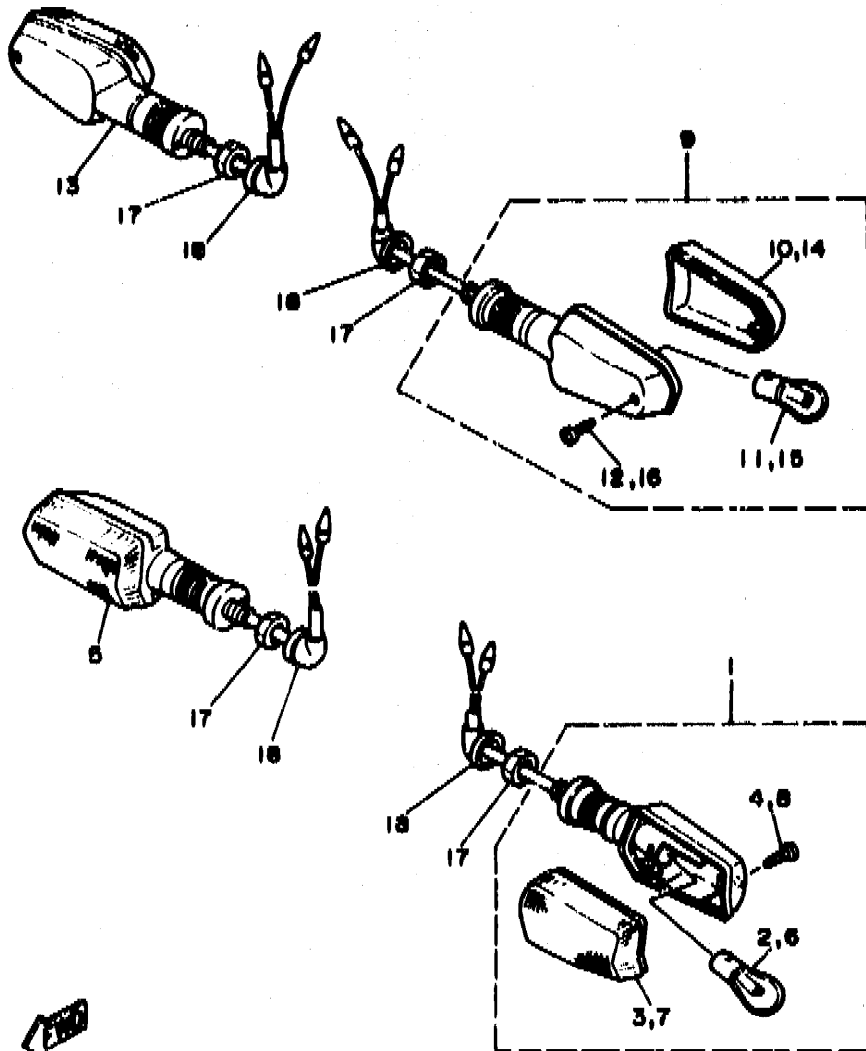


3LD1351-9370

F3

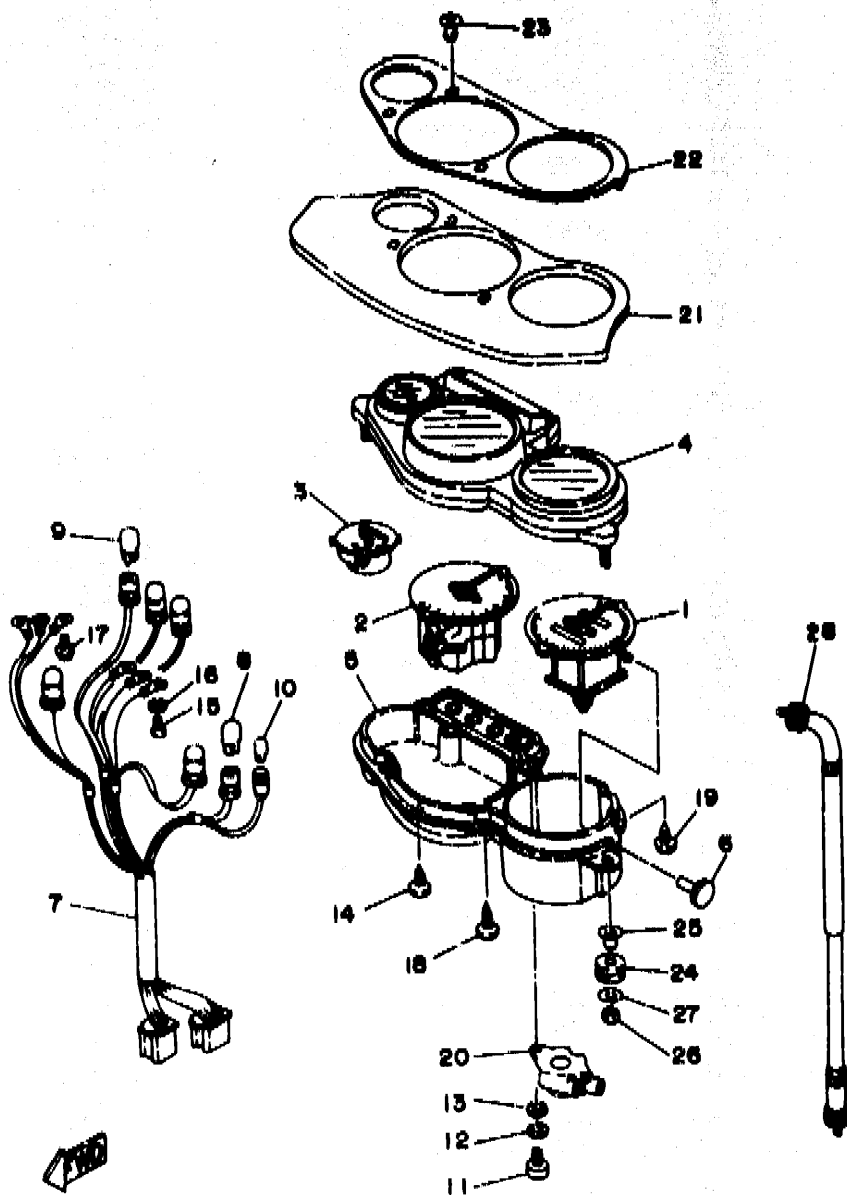
FIG. 38 FLASHER LIGHT

REF. NO.	PART NO.	DESCRIPTION	Q'TY	REMARKS
1	3GM-83310-00	FRONT FLASHER LIGHT ASSY 1	1	
2	306-83311-40	.BULB, flasher (12V-21W)	1	
3	51L-83332-01	.LENS, flasher	1	
4	97706-40620	.SCREW, tapping	1	
5	3GM-83320-00	FRONT FLASHER LIGHT ASSY 2	1	
6	306-83311-40	.BULB, flasher (12V-21W)	1	
7	51L-83342-01	.LENS, flasher 2	1	
8	97706-40620	.SCREW, tapping	1	
9	3VD-83330-00	REAR FLASHER LIGHT ASSY 1	1	
10	1VU-83332-00	.LENS, flasher	1	
11	306-83311-40	.BULB, flasher (12V-21W)	1	
12	97706-40620	.SCREW, tapping	1	
13	3VD-83340-00	REAR FLASHER LIGHT ASSY 2	1	
14	1VU-83342-00	.LENS, flasher 2	1	
15	306-83311-40	.BULB, flasher (12V-21W)	1	
16	97706-40620	.SCREW, tapping	1	
17	95306-12600	NUT	4	
18	18G-83365-00	CAP	4	



3VD1351-1380

F4



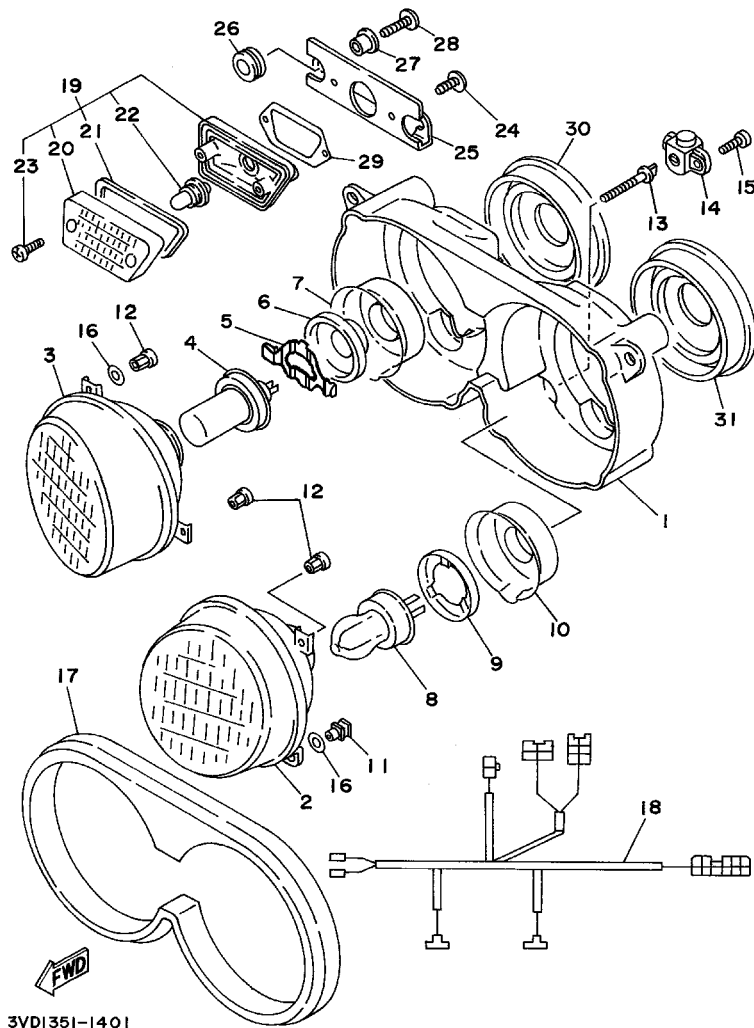
3VD1351-1390

FIG. 39 METER

REF. NO.	PART NO.	DESCRIPTION	Q'TY	REMARKS
1	3VD-83570-00	SPEEDOMETER ASSY	1	
2	3VD-83640-00	TACHOMETER ASSY	1	
3	3GM-83590-00	WATER TEMPERATURE ASSY	1	
4	3VD-83559-00	COVER, meter	1	
5	3VD-8353H-00	CASE, inner	1	
6	2GM-83578-00	KNOB, trip meter	1	
7	3VD-83509-00	SOCKET CORD ASSY	1	
8	4G1-84744-00	BULB (12V-3.4W)	3	
9	4G1-84744-00	BULB (12V-3.4W)	3	
10	42X-83517-00	BULB (12V-3W)	1	
11	98580-04010	SCREW, pan head	4	
12	92902-04100	WASHER, spring	4	
13	92901-04600	WASHER, plate	4	
14	90167-04057	SCREW, tapping	2	
15	98580-03010	SCREW, pan head	3	
16	92990-03100	WASHER, spring	3	
17	90159-03102	SCREW, with washer	3	
18	90164-04008	SCREW, tapping	4	
19	90167-03058	SCREW, tapping	1	
20	3GM-83520-00	SOCKET CORD ASSY	1	
21	3VD-83513-10	DAMPER	1	
22	3VD-83611-00	PANEL, meter	1	
23	3GM-83525-00	CLIP	3	
24	90480-14555	GROMMET	2	
25	90387-07391	COLLAR	2	
26	95316-06600	NUT	2	
27	90201-06059	WASHER, plate	2	
28	1FK-83550-10	SPEEDOMETER CABLE ASSY	1	

F5

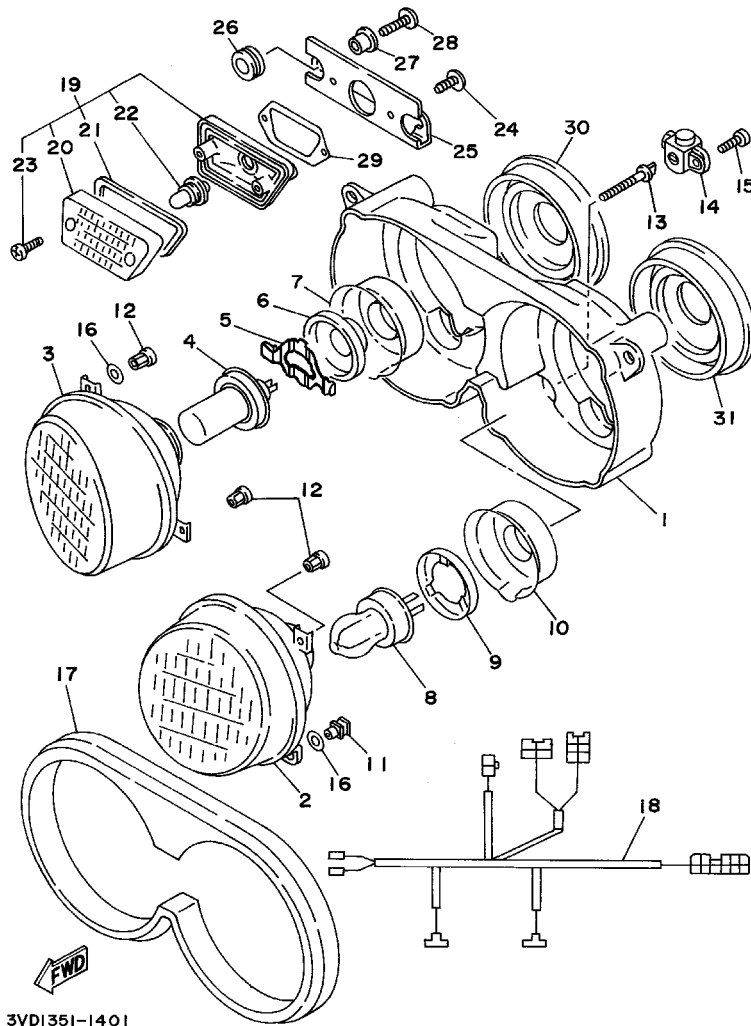
FIG. 40 HEADLIGHT



REF. NO.	PART NO.	DESCRIPTION	Q'TY	REMARKS
1	3VD-84330-00	BODY ASSY	1	
2	3VD-84320-10	LENS ASSY	1	
3	3VD-8432A-00	LENS ASSY	1	
4	*	BULB (12V-55W)	1	LM HALOGEN
5	2LA-84375-00	FITTING PLATE, bulb	1	
6	2LA-84393-00	HOLDER, bulb	1	
7	2GH-84397-00	COVER, socket	1	
8	*	BULB (12V-60/55W)	1	LM HALOGEN
9	2F9-84375-00	SETTING PLATE, bulb	1	
10	2F9-84397-01	COVER, socket	1	
11	3AJ-8431U-00	HOLDER	2	
12	51L-84334-00	NUT, adjusting	4	
13	2AX-84331-00	SCREW, rim adjusting	2	
14	3MA-8430M-00	GEAR UNIT ASSY	2	
15	97706-40616	SCREW, tapping	4	
16	3GM-84344-00	WASHER, plain	2	
17	3MK-84366-00	DAMPER, headlight	1	
18	3VD-84359-00	CORD, headlight	1	
19	3GM-84301-00	PILOT LIGHT ASSY	1	
20	3GM-84321-00	LENS ASSY	1	
21	3GM-84322-00	GASKET, lens	1	
22	2JE-84744-00	BULB (12V-5W)	1	
23	3GM-84192-00	SCREW (M4, l=12)	2	
24	90167-05041	SCREW, tapping	2	
25	3GM-8431R-00	STAY, setting	1	
26	90480-10517	GROMMET	2	
27	90387-05205	COLLAR	2	
28	90167-05037	SCREW, tapping	2	

FIG. 40 HEADLIGHT

REF. NO.	PART NO.	DESCRIPTION	Q'TY	REMARKS
29	3GM-84367-10	DAMPER, headlight 2	1	
30	2LA-84397-00	COVER, socket	1	
31	2LA-84397-10	COVER, socket	1	



F7

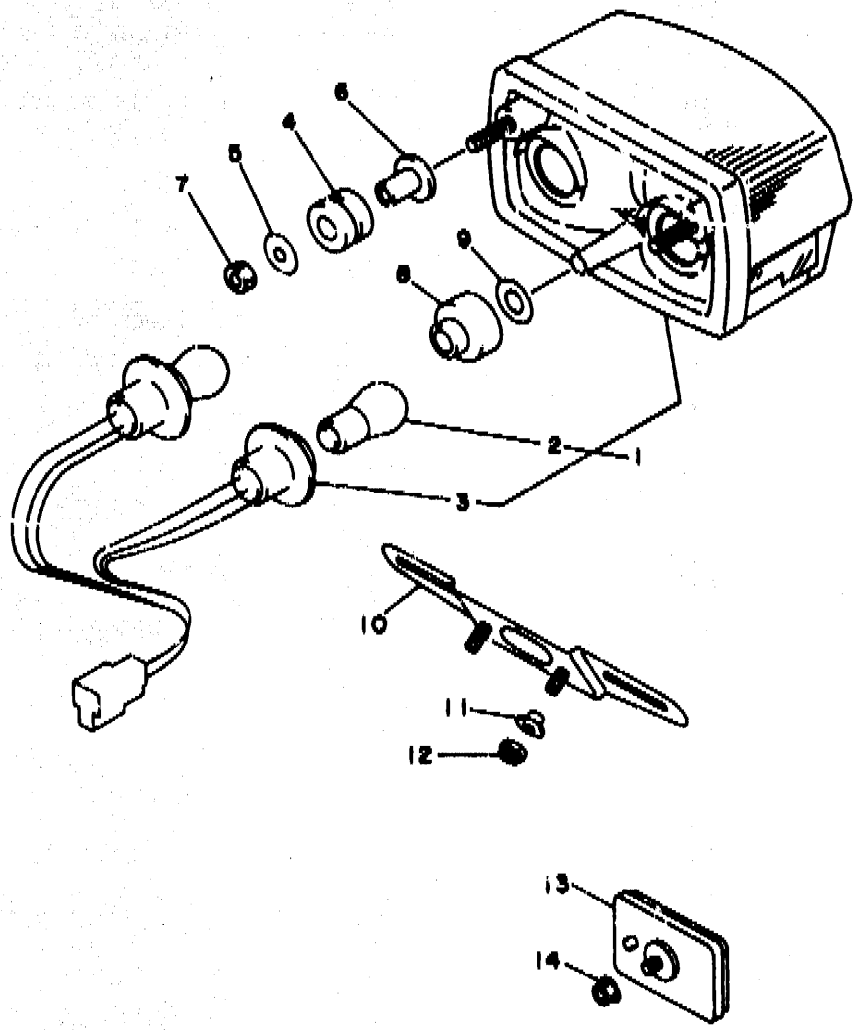



FIG. 41 TAILLIGHT

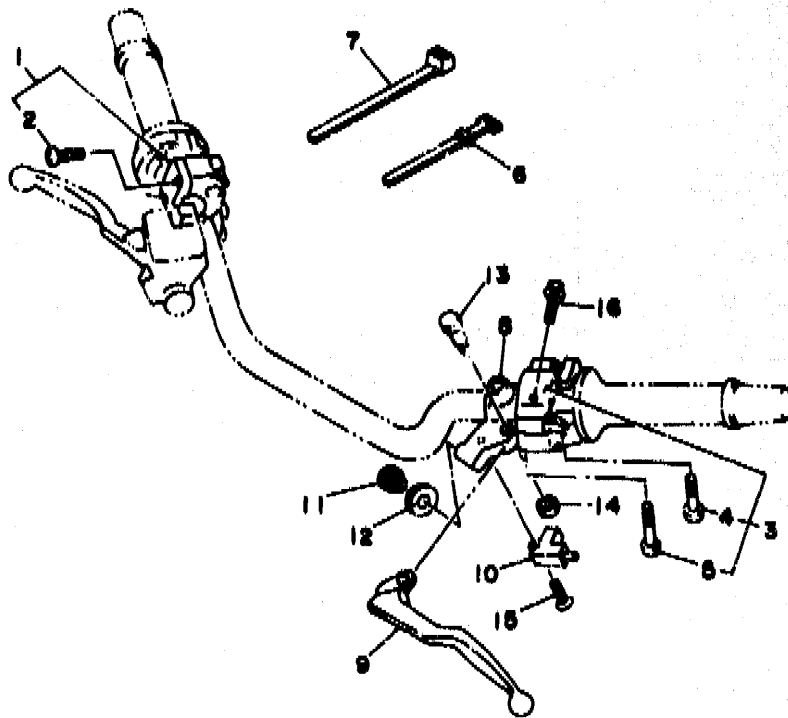
REF. NO.	PART NO.	DESCRIPTION	Q'TY	REMARKS
1	3GM-84710-20	TAILLIGHT UNIT ASSY	1	
2	31L-84714-00	.BULB, taillight (12V-21/5W)	2	
3	3LK-8473A-00	.CORD ASSY	1	
4	90480-18276	GROMMET	2	
5	90201-063J2	WASHER, plate	2	
6	90387-062W4	COLLAR	2	
7	95303-06600	NUT	2	
8	90480-15259	GROMMET	1	
9	90201-105J4	WASHER, plate	1	
10	1KH-84751-00-90	BRACKET, license	1	UNI-CHROME (BLACK CHROMATE)
11	90387-07717	COLLAR	2	
12	95616-06100	NUT, u	2	
13	3G1-85130-01	REAR REFLECTOR ASSY	1	
14	95701-05500	NUT, flange	1	

 3VD1351-1410

F8

FIG. 42 HANDLE SWITCH, LEVER

REF. NO.	PART NO.	DESCRIPTION	Q'TY	REMARKS
1	3VD-83975-00	SWITCH, handle 2	1	
2	90157-05057	.SCREW, pan head	2	
3	JVD-83969-01	SWITCH, handle 5	1	
4	9A506-05030	.SCREW, pan head	1	
5	99506-05040	.SCREW, pan head	1	
6	437-83936-01	BAND, switch cord	2	
7	90465-13169	CLAMP	2	
8	3YX-82911-00	HOLDER, lever 1	1	
9	3YX-83912-00	LEVER 1	1	
10	3YX-82917-00	SWITCH	1	
11	90123-08046	BOLT	1	
12	90179-08316	NUT	1	
13	3YX-83945-00	BOLT, lever	1	
14	95616-06100	NUT, u	1	
15	341-83333-70	SCREW, lens fitting	1	
16	75026-06020	BOLT, flange	1	

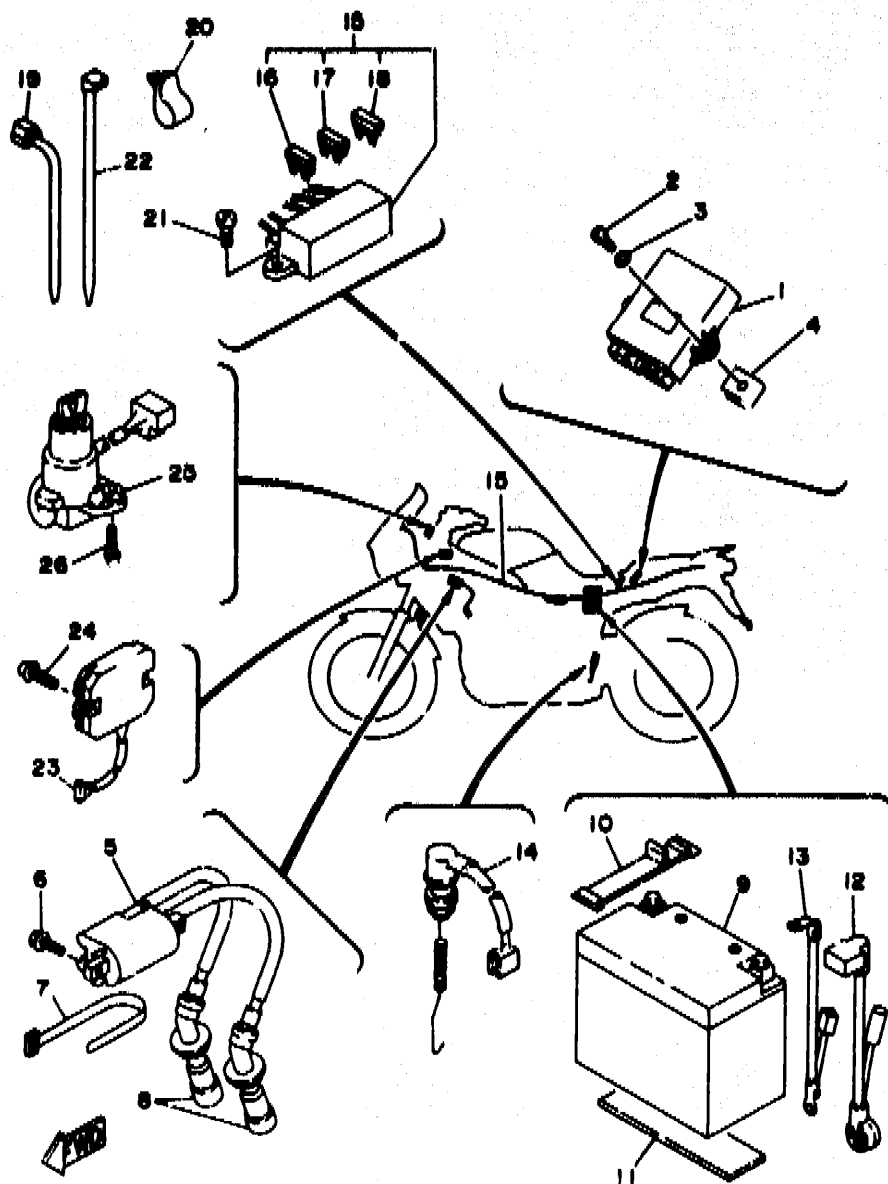


3VD1351-1420

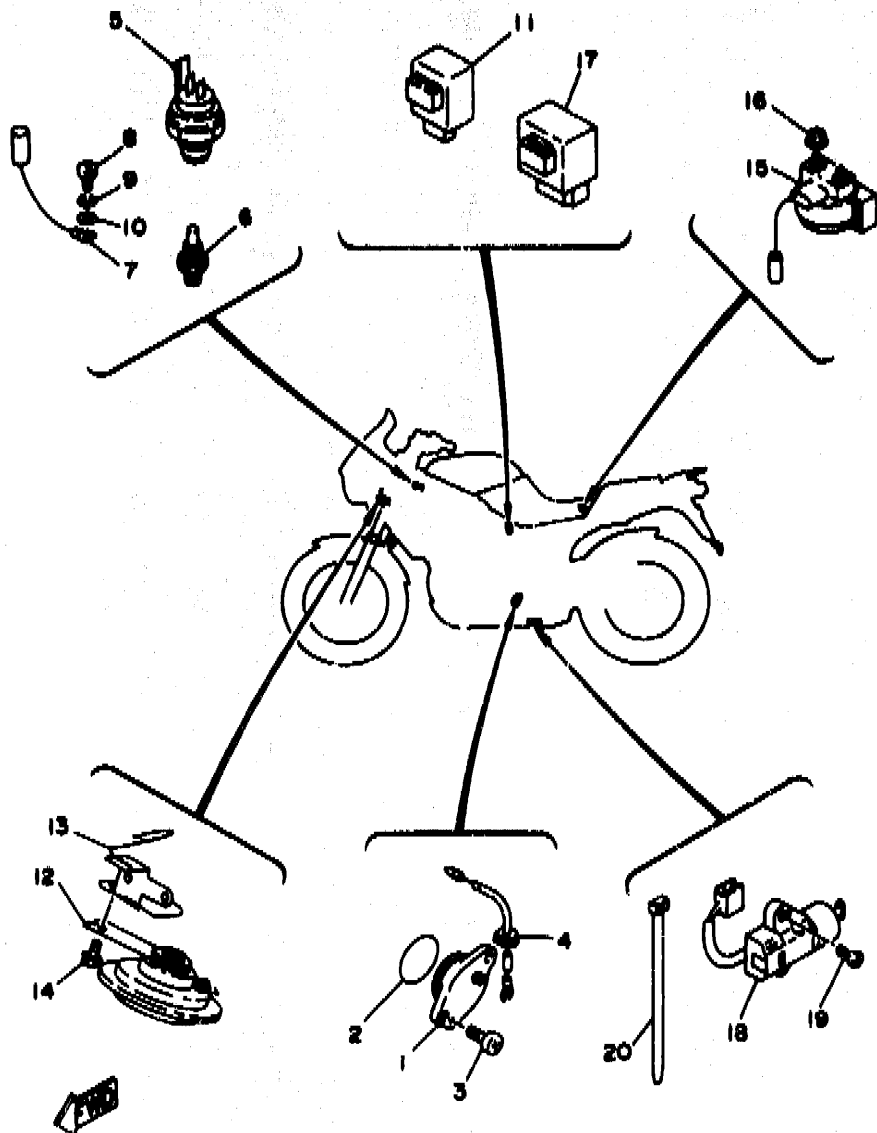
F9

FIG. 43 ELECTRICAL 1

REF. NO.	PART NO.	DESCRIPTION	Q'TY	REMARKS
1	3VD-82305-00	IGNITOR UNIT ASSY	1	
2	98506-06116	SCREW, pan head	2	
3	92906-06610	WASHER, plate	2	
4	90183-06023	NUT, spring	2	
5	3VD-82310-00	IGNITION COIL ASSY	1	
6	95811-06020	BOLT, flange	2	
7	25G-93936-01	BAND, switch cord	1	
8	3LD-82370-00	PLUG CAP ASSY	2	
9	3VD-82100-00	BATTERY ASSY (YTX12-BS)	1	
10	3VD-82131-00	BAND, battery	1	
11	5X2-24183-00	DAMPER, locating 3	1	
12	3VD-82115-00	WIRE, plus lead	1	
13	3VD-82116-00	WIRE, minus lead	1	
14	3VD-82530-01	STOP SWITCH ASSY	1	
15	3VD-82590-00	WIRE HARNESS ASSY	1	
16	1AE-82151-00	.FUSE (12V-30A)	2	
17	2GH-82151-00	.FUSE (20A)	2	
18	42X-82151-00	.FUSE (10A)	4	
19	90464-13073	CLAMP	2	
20	90464-12027	CLAMP	3	
21	98906-06012	SCREW, bind	2	
22	90465-13169	CLAMP	1	
23	3VD-81960-00	RECTIFIER & REGULATOR ASSY	1	
24	90109-067E6	BOLT	2	
25	3VD-82501-00	MAIN SWITCH STEERING LOCK	1	
26	90109-06614	BOLT	2	



3VD5300-3430



3VD5300-3440

FIG. 44 ELECTRICAL 2

REF. NO.	PART NO.	DESCRIPTION	Q'TY	REMARKS
1	1AE-82540-00	NEUTRAL SWITCH ASSY	1	
2	93210-29196	O-RING	1	
3	98502-06016	SCREW, pan head	2	
4	3LD-82541-00	WIRE, lead	1	
5	2EL-82560-00	THERMO SWITCH ASSY	1	
6	11H-83591-00	THERMO UNIT	1	
7	26H-83354-00	WIRE, earth lead 1	1	
8	98580-04008	SCREW, pan head	1	
9	92902-04100	WASHER, spring	1	
10	92901-04600	WASHER, plate	1	
11	3YA-83350-00	FLASHER RELAY ASSY	1	UR OMRON
	3YA-83350-10	FLASHER RELAY ASSY	1	UR N.D.
12	2TV-83371-00	HORN	1	
13	3VD-2317E-00	STAY	1	
14	91026-06010	BOLT	1	
15	36Y-81940-00	STARTER RELAY ASSY	1	
16	95701-06500	NUT, flange	2	
17	2UJ-81950-00	RELAY ASSY	1	
18	3LD-82566-50	SWITCH, side stand	1	
19	90157-05079	SCREW, pan head	2	
20	90465-13169	CLAMP	1	

F11

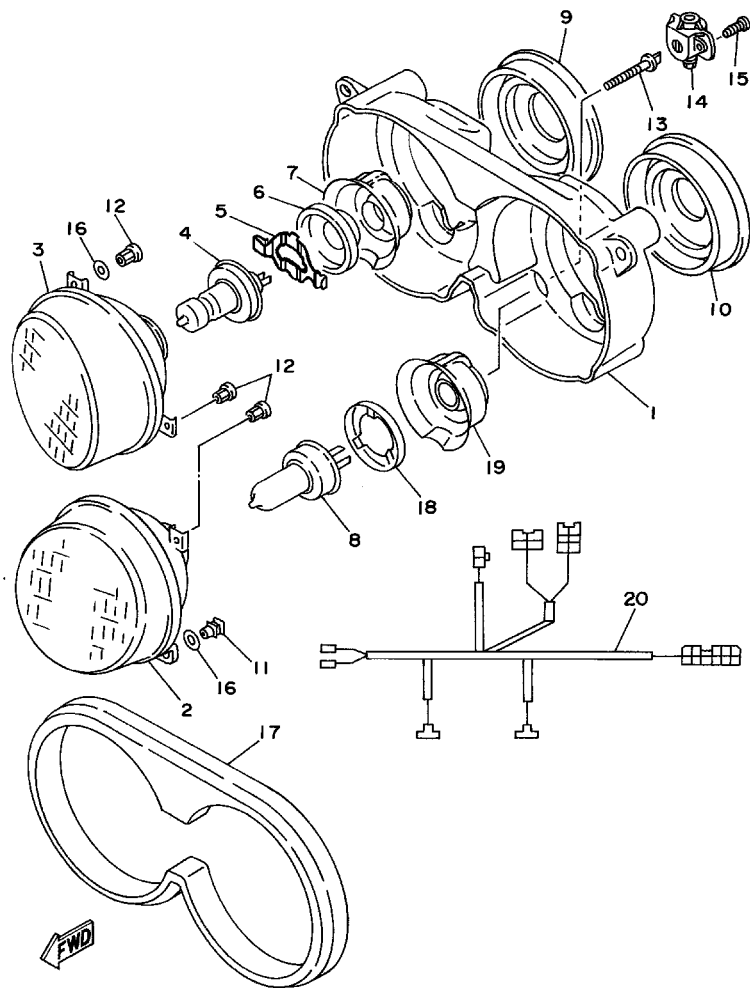
FOR BELGIUM

FOR PORTUGAL

FOR SWEDEN

FOR SWITZERLAND

The following pages provides a listing of only the parts that meet the specifications peculiar to your market. For those parts not appearing in these pages, refer to the "GENERAL SPEC" section.



3VDI300-1451

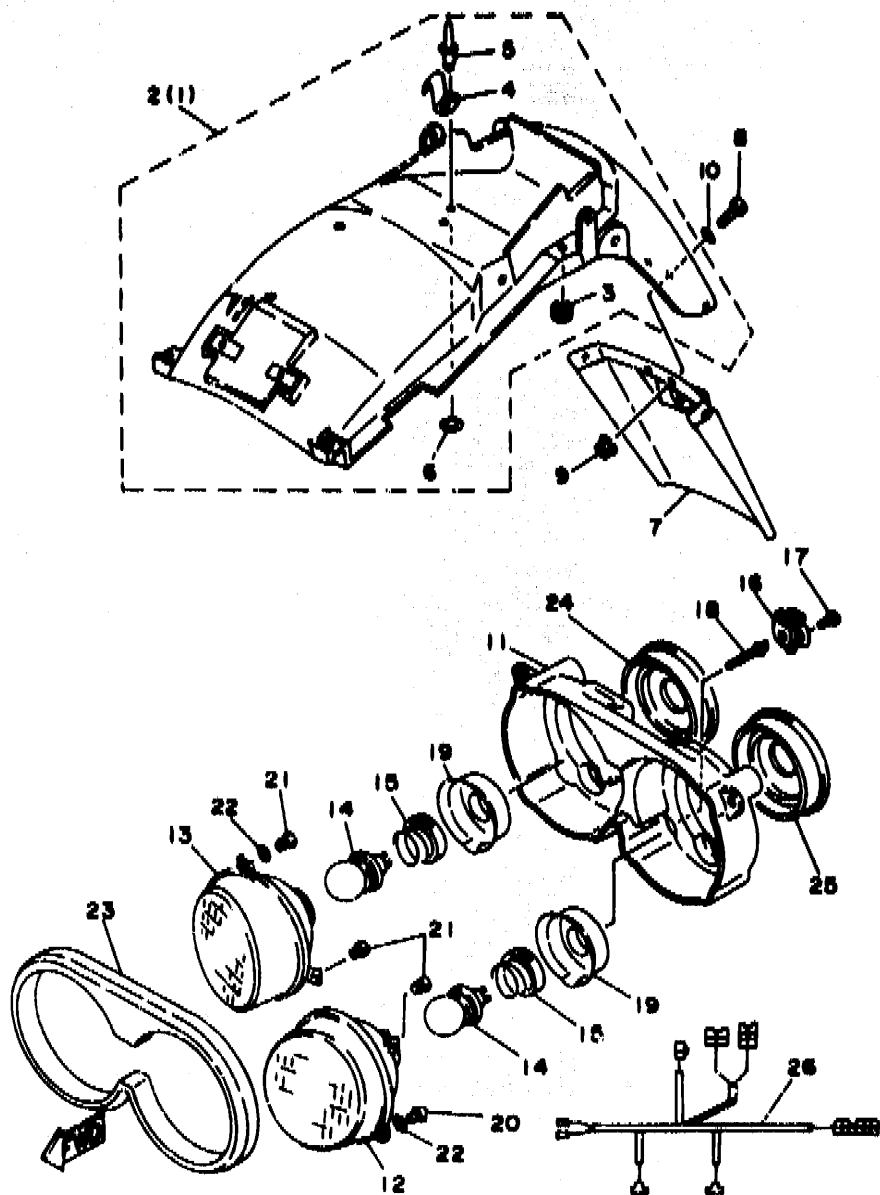
FIG. 45 ALTERNATE (HEADLIGHT)

REF. NO.	PART NO.	DESCRIPTION	Q'TY	REMARKS
1	3VD-84330-00	BODY ASSY	1	
2	3VD-84320-10	LENS ASSY	1	
3	3VD-8432A-10	LENS ASSY	1	
4	*	BULB (12V-55W)	1	LM HALOGEN
5	2LA-84375-00	FITTING PLATE, bulb	1	
6	2LA-84393-00	HOLDER, bulb	1	
7	2GH-84397-00	COVER, socket	1	
8	2F9-84314-00	BULB (12V-60/55W)	1	HALOGEN
9	2LA-84397-00	COVER, socket	1	
10	2LA-84397-10	COVER, socket	1	
11	3AJ-8431U-00	HOLDER	2	
12	51L-84334-00	NUT, adjusting	4	
13	2AX-84331-00	SCREW, rim adjusting	2	
14	3MA-8430M-00	GEAR UNIT ASSY	2	
15	97706-40616	SCREW, tapping	4	
16	3GM-84344-00	WASHER, plain	2	
17	3HE-84366-00	DAMPER, headlight 1	1	
18	2F9-84375-00	SETTING PLATE, bulb	1	
19	2F9-84397-01	COVER, socket	1	
20	3VD-84359-00	CORD, headlight	1	

F13

FOR FINLAND

The following pages provides a listing of only the parts that meet the specifications peculiar to your market. For those parts not appearing in these pages, refer to the "GENERAL SPEC" section.



3VD1300-1460

FIG. 46 ALTERNATE (FENDER, HEADLIGHT)

REF. NO.	PART NO.	DESCRIPTION	Q'TY	REMARKS
1	3VD-Y2161-00	FENDER, rear	*	
2	3VD-Y2161-60	REAR FENDER COMP.	1	
3	90480-10258	.GROMMET	2	
4	3VD-21366-00	.HOOK, tool band	1	
5	90267-40073	.RIVET, blind	2	
6	92990-04200	.WASHER, plain	2	
7	3LD-21621-01	FLAP	1	
8	90149-04278	SCREW	4	
9	95606-04100	NUT, u	4	
10	90201-047A2	WASHER, plate	8	
11	3VD-84330-00	BODY ASSY	1	
12	3VD-84320-20	LENS ASSY	1	
13	3VD-8432A-40	LENS ASSY	1	
14	*	BULB, head light (12V-45/40W)	2 LM	
15	341-84393-40	HOLDER, bulb	2	
16	3MA-8430M-00	GEAR UNIT ASSY	2	
17	97706-40616	SCREW, tapping	4	
18	2AX-84331-00	SCREW, rim adjusting	2	
19	46X-84396-00	COVER	2	
20	3AJ-8431U-00	HOLDER	2	
21	51L-84334-00	NUT, adjusting	4	
22	3GM-84344-00	WASHER, plain	2	
23	3HE-84366-00	DAMPER, headlight i	1	
24	2LA-84397-00	COVER	1	
25	2LA-84397-10	COVER	1	
26	3VD-84359-00	CORD, headlight	1	

* For convenience of reference:

Disregard the items asterisked (*) in the "QTY" column. These are intended for GENERAL SPEC, and NOT for INDIVIDUAL SPEC.

F15

CONTENTS

GENERAL SPEC.

ENGINE

Cylinder Head	B2
Cylinder	B3
Crankshaft, Piston	B4~B5
Valve	B6~B7
Camshaft, Chain	B8
Water Pump	B9
Radiator, Hose	B10~B11
Oil Pump	B12~B13
Intake	B14~B15
Carburetor	C2~C4
Exhaust	C5
Crankcase	C6~C7
Crankcase Cover 1	C8~C9
Starter Clutch	C10
Clutch	C11~C12
Transmission	C13~C14
Shift Cam, Fork	C15
Shift Shaft	D2

CHASSIS

Frame	D3~D4
Fender	D5~D6
Oil Tank	D7
Rear Arm	D8
Rear Suspension	D9
Steering	D10
Front Fork	D11~D12
Fuel Tank	D13~D15
Seat	E2

Front Wheel	E3
Front Brake Caliper	E4
Rear Wheel	E5~E6
Rear Brake Caliper	E7
Steering Handle, Cable	E8
Front Master Cylinder	E9~E10
Stand, Footrest	E11~E12
Rear Master Cylinder	E13~E14
Cowling 1	E15~F2
Generator	F3
Flasher Light	F4
Meter	F5
Headlight (FRENCH SPEC.)	F6~F7
Taillight	F8
Handle Switch, Lever	F9
Electrical 1	F10
Electrical 2	F11

INDEX (GENERAL SPEC.)

Numerical Index	L2~L6
-----------------------	-------

INDIVIDUAL SPEC.

FOR BELGIUM SWEDEN SWITZERLAND

Alternate (Headlight)	F13
-----------------------------	-----

FOR FINLAND

Alternate (Fender, Headlight) ...	F15
-----------------------------------	-----

FOR DENMARK GREECE NORWAY

Alternate (Fender, Headlight) ...	G3
-----------------------------------	----

FOR ENGLAND

Alternate (Meter, Headlight)	G5
-----------------------------------	----

FOR ITALY

Alternate (Headlight)	G7
-----------------------------	----

FOR HOLLAND

Alternate (Headlight)	G9
-----------------------------	----

FOR SWEDEN SWITZERLAND

Alternate (Carburetor, Fender) ..	G11
-----------------------------------	-----

FOR AUSTRIA

Alternate (Carburetor, Chassis) .	G13
Alternate (Headlight)	G14

FOR OCEANIA

Alternate (Meter, Headlight)	H2
Alternate (Electrical)	H3

INDEX (INDIVIDUAL SPEC.)

Numerical Index	M2~M3
-----------------------	-------

CONTENTS

GENERAL SPEC.

ENGINE

Cylinder Head	B2
Cylinder	B3
Crankshaft, Piston	B4 ~ B5
Valve	B6 ~ B7
Camshaft, Chain	B8
Water Pump	B9
Radiator, Hose	B10 ~ B11
Oil Pump	B12 ~ B13
Intake	B14 ~ B15
Carburetor	C2 ~ C4
Exhaust	C5
Crankcase	C6 ~ C7
Crankcase Cover 1	C8 ~ C9
Starter Clutch	C10
Clutch	C11 ~ C12
Transmission	C13 ~ C14
Shift Cam, Fork	C15
Shift Shaft	D2

CHASSIS

Frame	D3 ~ D4
Fender	D5 ~ D6
Oil Tank	D7
Rear Arm	D8
Rear Suspension	D9
Steering	D10
Front Fork	D11 ~ D12
Fuel Tank	D13 ~ D15
Seat	E2

Front Wheel	E3
Front Brake Caliper	E4
Rear Wheel	E5 ~ E6
Rear Brake Caliper	E7
Steering Handle, Cable	E8
Front Master Cylinder	E9 ~ E10
Stand, Footrest	E11 ~ E12
Rear Master Cylinder	E13 ~ E14
Cowling 1	E15 ~ F2
Generator	F3
Flasher Light	F4
Meter	F5
Headlight (FRENCH SPEC.)	F6 ~ F7
Taillight	F8
Handle Switch, Lever	F9
Electrical 1	F10
Electrical 2	F11

INDEX (GENERAL SPEC.)

Numerical Index	L2 ~ L6
-----------------------	---------

INDIVIDUAL SPEC.

FOR BELGIUM

SWEDEN SWITZERLAND

Alternate (Headlight)	F13
-----------------------------	-----

FOR FINLAND

Alternate (Fender, Headlight)	F15
------------------------------------	-----

FOR DENMARK GREECE

NORWAY

Alternate (Fender, Headlight) ..	G3
----------------------------------	----

FOR ENGLAND

Alternate (Meter, Headlight)	G5
------------------------------------	----

FOR ITALY

Alternate (Headlight)	G7
-----------------------------	----

FOR HOLLAND

Alternate (Headlight)	G9
-----------------------------	----

FOR SWEDEN SWITZERLAND

Alternate (Carburetor, Fender) ..	G11
-----------------------------------	-----

FOR AUSTRIA

Alternate (Carburetor, Chassis) ..	G13
------------------------------------	-----

Alternate (Headlight)	G14
-----------------------------	-----

FOR OCEANIA

Alternate (Meter, Headlight)	H2
------------------------------------	----

Alternate (Electrical)	H3
------------------------------	----

INDEX (INDIVIDUAL SPEC.)

Numerical Index	M2 ~ M3
-----------------------	---------

FOR DENMARK

FOR GREECE

FOR NORWAY

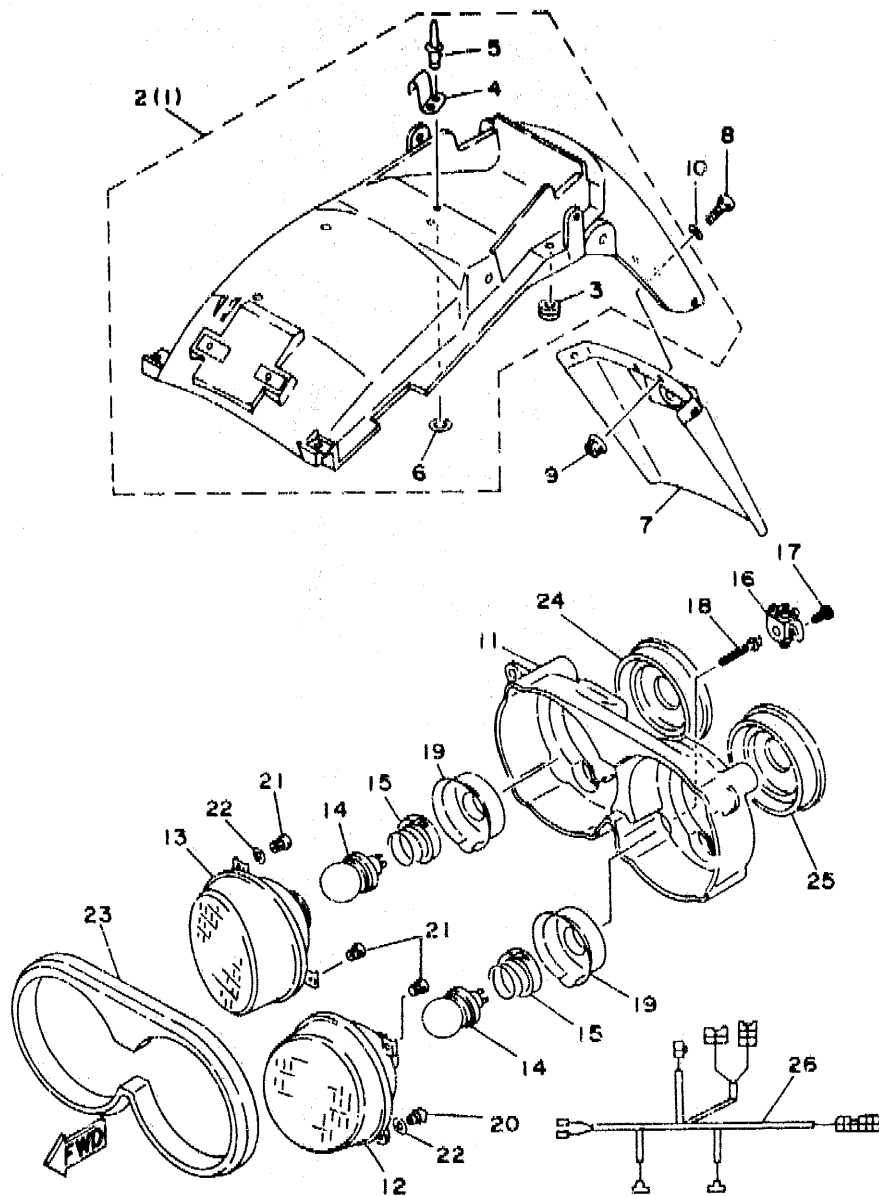
The following pages provides a listing of only the parts that meet the specifications peculiar to your market. For those parts not appearing in these pages, refer to the "GENERAL SPEC" section.

FIG. 47 ALTERNATE (FENDER, HEADLIGHT)

REF. NO.	PART NO.	DESCRIPTION	Q'TY	REMARKS
1	3VD-Y2161-00	FENDER, rear	*	FOR GREECE
2	3VD-Y2161-60	REAR FENDER COMP.	1	FOR DENMARK, NORWAY
3	90480-10258	.GROMMET	2	
4	3VD-21366-00	.HOOK, tool band	1	
5	90267-40073	.RIVET, blind	2	
6	92990-04200	.WASHER, plain	2	
7	3LD-21621-01	FLAP	1	
8	90149-04278	SCREW	4	
9	95606-04100	NUT, u	4	
10	90201-047A2	WASHER, plate	8	
11	3VD-84330-00	BODY ASSY	1	
12	3VD-84320-20	LENS ASSY	1	
13	3VD-8432A-20	LENS ASSY	1	
14	*	BULB, head light (12V-45/40W)	2	LM
15	341-84393-40	HOLDER, bulb	2	
16	3MA-8430M-00	GEAR UNIT ASSY	2	
17	97706-40616	SCREW, tapping	4	
18	2AX-84331-00	SCREW, rim adjusting	2	
19	46X-84396-00	COVER	2	
20	3AJ-8431U-00	HOLDER	2	
21	51L-84334-00	NUT, adjusting	4	
22	3GM-84344-00	WASHER, plain	2	
23	3HE-84366-00	DAMPER, headlight l	1	
24	2LA-84397-00	COVER	1	
25	2LA-84397-10	COVER	1	
26	3VD-84359-10	CORD, headlight	1	

* For convenience of reference:

Disregard the items asterisked (*) in the "QTY" column. These are intended for GENERAL SPEC, and NOT for INDIVIDUAL SPEC.



3VD1300-1460

G3

FOR ENGLAND

The following pages provides a listing of only the parts that meet the specifications peculiar to your market. For those parts not appearing in these pages, refer to the "GENERAL SPEC" section.

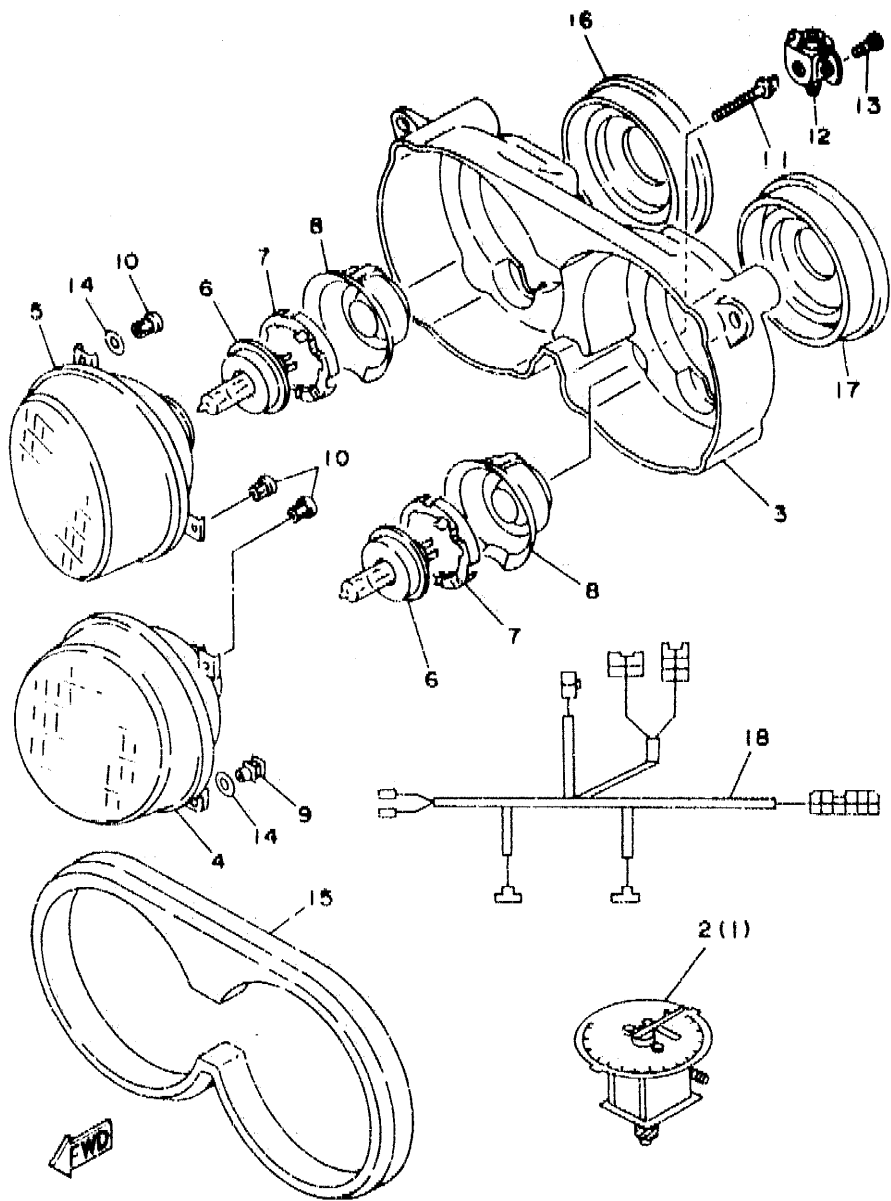


FIG. 48 ALTERNATE (METER, HEADLIGHT)

REF. NO.	PART NO.	DESCRIPTION	Q'TY	REMARKS
1	3VD-83570-00	SPEEDOMETER ASSY	4	KPH
2	3VD-83570-10	SPEEDOMETER ASSY	1	MPH
3	3VD-84330-00	BODY ASSY	1	
4	3VD-84320-50	LENS ASSY	1	
5	3VD-8432A-50	LENS ASSY	1	
6	1FM-84314-H0	BULB (12V-35/35W)	2	HALOGEN
7	2F9-84375-00	SETTING PLATE, bulb	2	
8	2F9-84397-01	COVER, socket	2	
9	3AJ-8431U-00	HOLDER	2	
10	51L-84334-00	NUT, adjusting	4	
11	2AX-84331-00	SCREW, rim adjusting	2	
12	3MA-8430H-00	GEAR UNIT ASSY	2	
13	97706-40616	SCREW, tapping	4	
14	3GM-84344-00	WASHER, plain	2	
15	3HE-84366-00	DAMPER, headlight 1	1	
16	3LA-84397-00	COVER	1	
17	3IA-84397-10	COVER	1	
18	3VD-84359-10	CORD, headlight	1	

3VD1300-1480

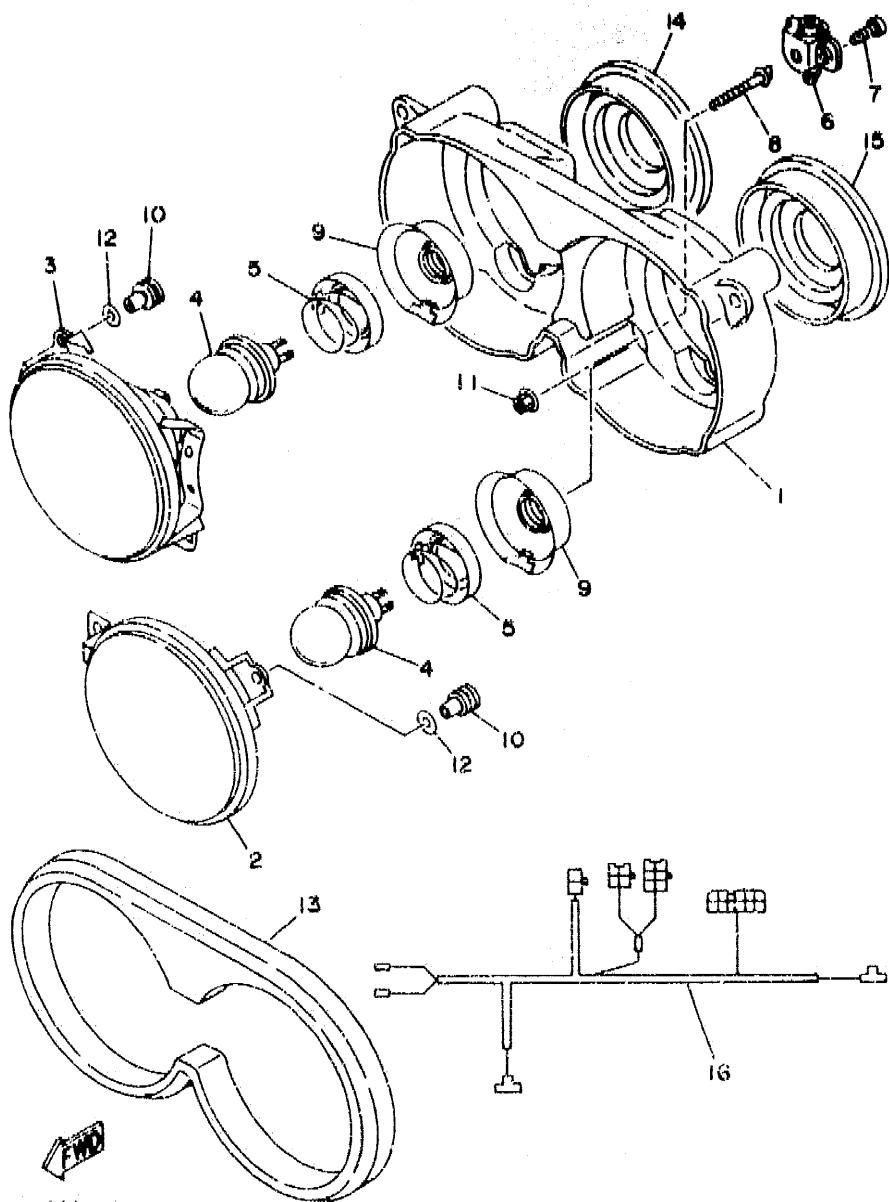
* For convenience of reference.

Disregard the items asterisked (*) in the "QTY" column. These are intended for GENERAL SPEC, and NOT for INDIVIDUAL SPEC.

G5

FOR ITALY

The following pages provides a listing of only the parts that meet the specifications peculiar to your market. For those parts not appearing in these pages, refer to the "GENERAL SPEC" section.



3VD5300-3490

FIG. 49 ALTERNATE (HEADLIGHT)

REF. NO.	PART NO.	DESCRIPTION	Q'TY	REMARKS
1	3VD-84330-70	BODY ASSY	1	
2	3VD-84320-70	LENS ASSY	1	
3	3VD-8432A-70	LENS ASSY	1	
4	*	BULB, headlight (12V-45/40W)	2	LM
5	341-84393-40	HOLDER, bulb	2	
6	3MA-8430M-00	GEAR UNIT ASSY	2	
7	97706-40616	SCREW, tapping	4	
8	2AX-84331-00	SCREW, rim adjusting	2	
9	46x-84396-00	COVER	2	
10	3AJ-8431U-00	HOLDER	2	
11	51L-84334-00	NUT, adjusting	4	
12	3GM-84344-00	WASHER, plain	2	
13	3HE-84366-00	DAMPER, headlight 1	1	
14	2LA-84397-00	COVER	1	
15	2LA-84397-10	COVER	1	
16	3VD-84359-10	CORD, headlight	1	

FOR HOLLAND

The following pages provides a listing of only the parts that meet the specifications peculiar to your market. For those parts not appearing in these pages, refer to the "GENERAL SPEC" section.

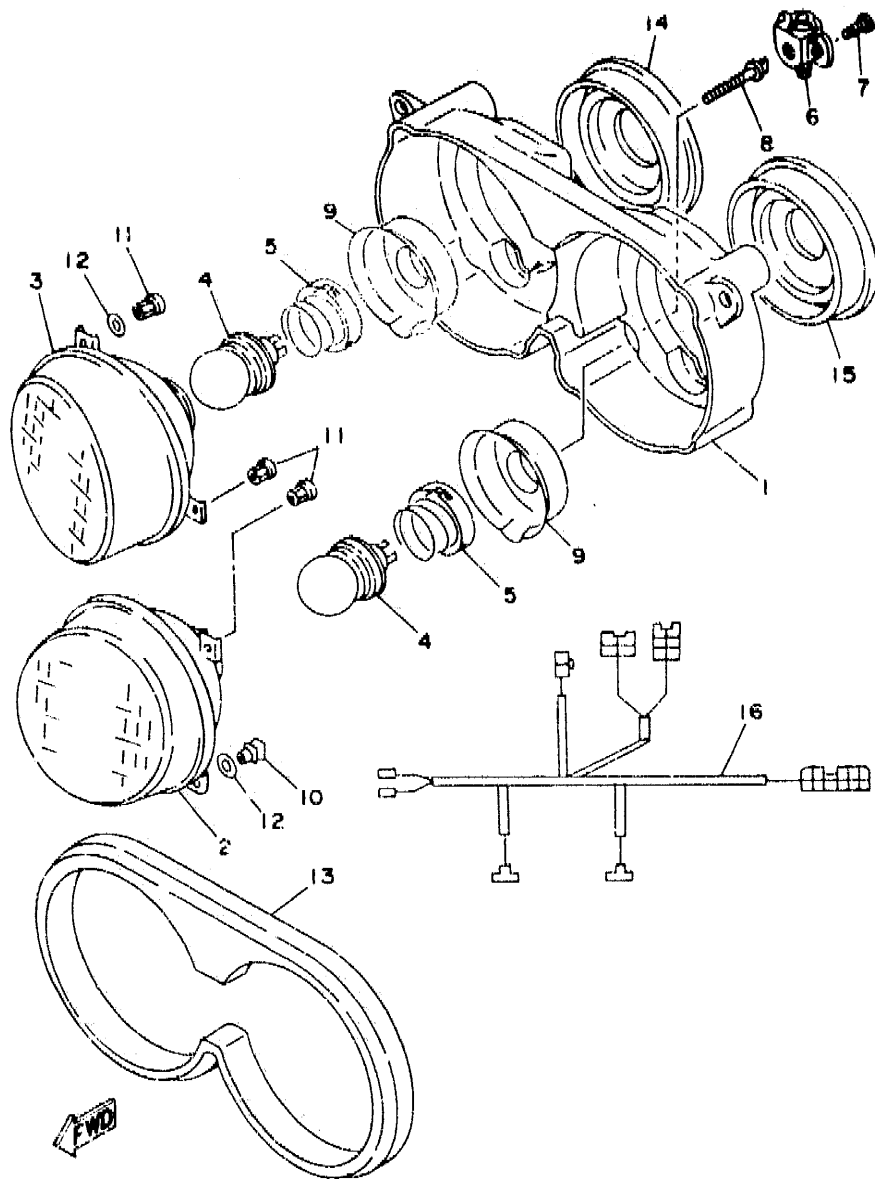


FIG. 50 ALTERNATE (HEADLIGHT)

REF. NO.	PART NO.	DESCRIPTION	Q'TY	REMARKS
1	3VD-84330-00	BODY ASSY	1	
2	3VD-84320-20	LENS ASSY	1	
3	3VD-8432A-30	LENS ASSY	1	
4	*	BULB, head light (12V-45/40W)	2	LH
5	341-84393-40	HOLDER, bulb	2	
6	3MA-8430H-00	GEAR UNIT ASSY	2	
7	97706-40616	SCREW, tapping	4	
8	2AX-84331-00	SCREW, rim adjusting	2	
9	46X-84396-00	COVER	2	
10	3AJ-8431U-00	HOLDER	2	
11	51L-84334-00	NUT, adjusting	4	
12	3GM-84344-00	WASHER, plain	2	
13	3HE-84366-00	DAMPER, headlight 1	1	
14	2LA-84397-00	COVER	1	
15	2LA-84397-10	COVER	1	
16	3VD-84359-00	CORD, headlight	1	

3VD1300-1500

G9

FOR SWEDEN

FOR SWITZERLAND

The following pages provides a listing of only the parts that meet the specifications peculiar to your market. For those parts not appearing in these pages, refer to the "GENERAL SPEC" section.

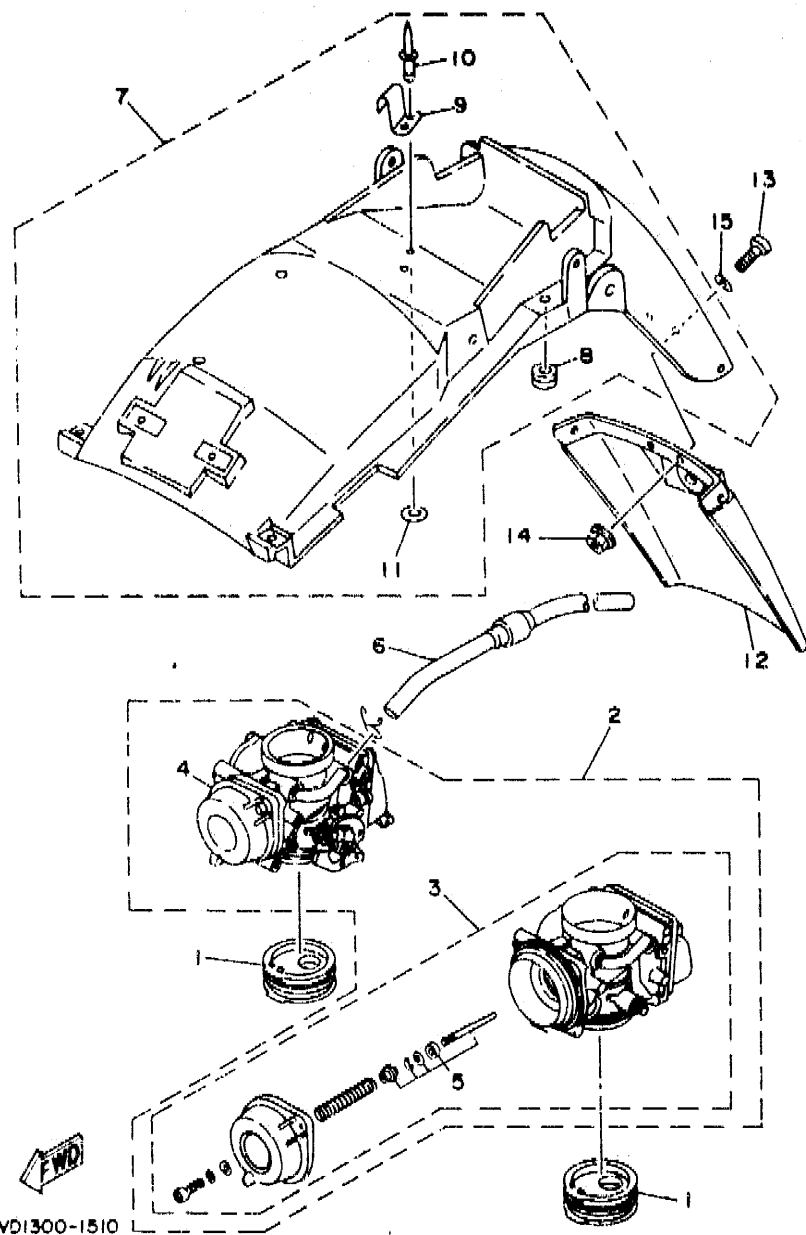


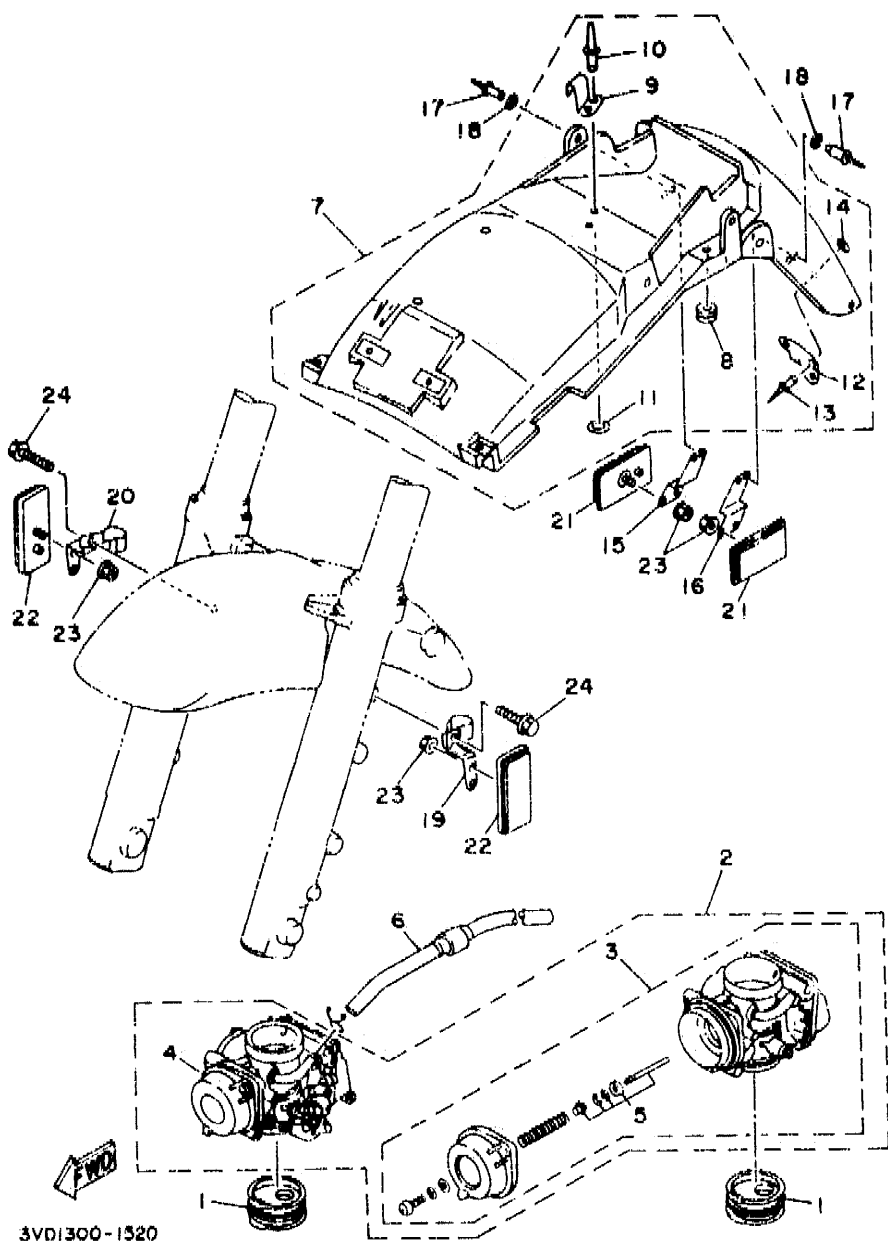
FIG. 51 ALTERNATE (CARBURETOR, FENDER)

REF. NO.	PART NO.	DESCRIPTION	Q'TY	REMARKS
1	3TD-13597-00	JOINT, carburetor 3	2	UR FOR SWITZERLAND
	4CM-13597-00	JOINT, carburetor	2	UR FOR SWEDEN
2	4CN-14900-00	CARBURETOR ASSY	1	FOR SWITZERLAND
3	4CN-14901-00	.CARBURETOR ASSY 1	1	FOR SWITZERLAND
4	4CN-14902-00	.CARBURETOR ASSY 2	1	FOR SWITZERLAND
5	4CN-1490J-00	..NEEDLE SET	1	FOR SWITZERLAND
6	4CM-14148-00	PIPE	2	
7	3VD-Y2161-60	REAR FENDER COMP.	1	
8	90480-10258	.GROMMET	2	
9	3VD-21366-00	.HOOK, tool band	1	
10	90267-40073	.RIVET, blind	2	
11	92990-04200	.WASHER, plain	2	
12	3LD-21621-01	FLAP	1	
13	90149-04278	SCREW	4	
14	95606-04100	NUT, u	4	
15	90201-047A2	WASHER, plate	4	

As for the remaining carburetor parts not listed here, Refer to the carburetor section (Fig. 10) on Grid No. of C2, C3 and C4.

FOR AUSTRIA

The following pages provides a listing of only the parts that meet the specifications peculiar to your market. For those parts not appearing in these pages, refer to the "GENERAL SPEC" section.

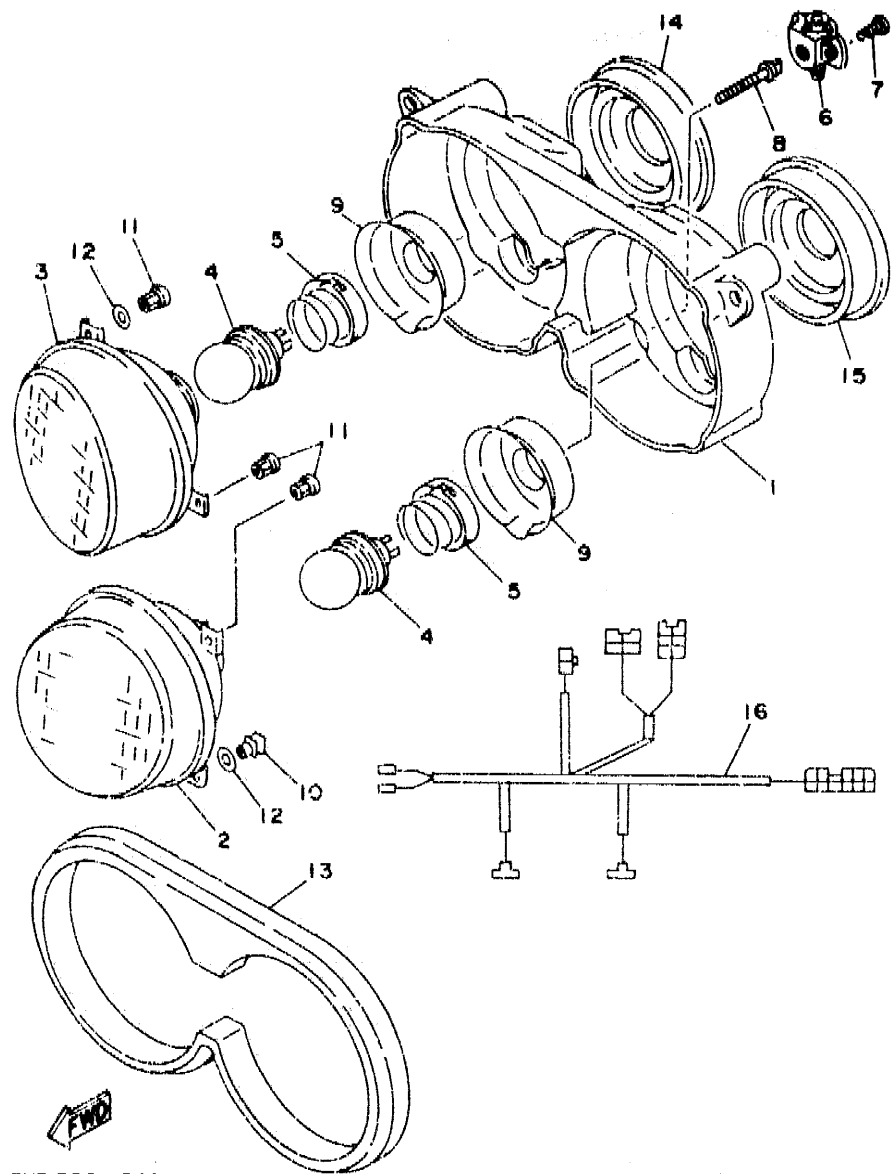


3VD1300-1520

FIG. 52 ALTERNATE (CARBURETOR, CHASSIS)

REF. NO.	PART NO.	DESCRIPTION	Q'TY	REMARKS
1	3TD-13597-00	JOINT, carburetor 3	2	
2	4CN-14900-00	CARBURETOR ASSY	1	
3	4CN-14901-00	CARBURETOR ASSY 1	1	
4	4CN-14902-00	CARBURETOR ASSY 2	1	
5	4CN-1490J-00	NEEDLE SET	1	
6	4CM-14148-00	PIPE	2	
7	3VD-Y2161-70	REAR FENDER COMP.	1	
8	90480-10258	GROMMET	2	
9	3VD-21366-00	HOOK, tool band	1	
10	90267-40073	RIVET, blind	2	
11	92990-04200	WASHER, plain	2	
12	3HE-85132-00	BRACKET	1	
13	90267-40076	RIVET, blind	2	
14	90201-044A2	WASHER, plate	2	
15	2LJ-21688-00	BRACKET, rear stay	1	
16	2LJ-21689-00	BRACKET, rear stay 2	1	
17	90267-40076	RIVET, blind	4	
18	90201-044A2	WASHER, plate	4	
19	3VD-25876-00	HOLDER, brake hose 2	1	
20	3VD-25886-00	HOLDER, brake hose	1	
21	23V-85110-00	REFLECTOR ASSY	2	
22	11H-85110-01	REFLECTOR ASSY	2	
23	95701-05500	NUT, flange	4	
24	95021-06016	BOLT	2	

As for the remaining carburetor parts not listed here, Refer to the carburetor section (Fig. 10) on Grid No. of C2, C3 and C4.



3VD1300-1500

FIG. 53 ALTERNATE (HEADLIGHT)

REF. NO.	PART NO.	DESCRIPTION	Q'TY	REMARKS
1	3VD-84330-00	BODY ASSY	1	
2	3VD-84320-20	LENS ASSY	1	
3	3VD-8432A-40	LENS ASSY	1	
4	*	BULB, head light (12V-45/40W)	2	LM
5	341-84393-40	HOLDER, bulb	2	
6	3KA-8430M-00	GEAR UNIT ASSY	2	
7	97706-40616	SCREW, tapping	4	
8	2AX-84331-00	SCREW, rim adjusting	2	
9	46X-84396-00	COVER	1	
10	3AJ-8431U-00	HOLDER	2	
11	51L-84334-00	NUT, adjusting	4	
12	3GM-84344-00	WASHER, plain	2	
13	3HE-84366-00	DAMPER, headlight 1	1	
14	2LA-84397-00	COVER	1	
15	2LA-84397-10	COVER	1	
16	3VD-84359-00	CORD, headlight	1	

FOR OCEANIA

The following pages provides a listing of only the parts that meet the specifications peculiar to your market. For those parts not appearing in these pages, refer to the "GENERAL SPEC" section.

CONTENTS

GENERAL SPEC.

ENGINE

Cylinder Head	B2
Cylinder	B3
Crankshaft, Piston	B4 ~ B5
Valve	B6 ~ B7
Camshaft, Chain	B8
Water Pump	B9
Radiator, Hose	B10 ~ B11
Oil Pump	B12 ~ B13
Intake	B14 ~ B15
Carburetor	C2 ~ C4
Exhaust	C5
Crankcase	C6 ~ C7
Crankcase Cover 1	C8 ~ C9
Starter Clutch	C10
Clutch	C11 ~ C12
Transmission	C13 ~ C14
Shift Cam, Fork	C15
Shift Shaft	D2

CHASSIS

Frame	D3 ~ D4
Fender	D5 ~ D6
Oil Tank	D7
Rear Arm	D8
Rear Suspension	D9
Steering	D10
Front Fork	D11 ~ D12
Fuel Tank	D13 ~ D15
Seat	E2

Front Wheel	E3
Front Brake Caliper	E4
Rear Wheel	E5 ~ E6
Rear Brake Caliper	E7
Steering Handle, Cable	E8
Front Master Cylinder	E9 ~ E10
Stand, Footrest	E11 ~ E12
Rear Master Cylinder	E13 ~ E14
Cowling 1	E15 ~ F2
Generator	F3
Flasher Light	F4
Meter	F5
Headlight (FRENCH SPEC.)	F6 ~ F7
Taillight	F8
Handle Switch, Lever	F9
Electrical 1	F10
Electrical 2	F11

INDEX (GENERAL SPEC.)

Numerical Index	L2 ~ L6
-----------------------	---------

INDIVIDUAL SPEC.

FOR BELGIUM

SWEDEN SWITZERLAND

Alternate (Headlight)	F13
-----------------------------	-----

FOR FINLAND

Alternate (Fender, Headlight)	F15
-------------------------------------	-----

FOR DENMARK GREECE

NORWAY

Alternate (Fender, Headlight) ..	G3
----------------------------------	----

FOR ENGLAND

Alternate (Meter, Headlight)	G5
------------------------------------	----

FOR ITALY

Alternate (Headlight)	G7
-----------------------------	----

FOR HOLLAND

Alternate (Headlight)	G9
-----------------------------	----

FOR SWEDEN SWITZERLAND

Alternate (Carburetor, Fender) ..	G11
-----------------------------------	-----

FOR AUSTRIA

Alternate (Carburetor, Chassis) ..	G13
------------------------------------	-----

Alternate (Headlight)	G14
-----------------------------	-----

FOR OCEANIA

Alternate (Meter, Headlight)	H2
------------------------------------	----

Alternate (Electrical)	H3
------------------------------	----

INDEX (INDIVIDUAL SPEC.)

Numerical Index	M2 ~ M3
-----------------------	---------

CONTENTS

GENERAL SPEC.

ENGINE

Cylinder Head	B2
Cylinder	B3
Crankshaft, Piston	B4 ~ B5
Valve	B6 ~ B7
Camshaft, Chain	B8
Water Pump	B9
Radiator, Hose	B10 ~ B11
Oil Pump	B12 ~ B13
Intake	B14 ~ B15
Carburetor	C2 ~ C4
Exhaust	C5
Crankcase	C6 ~ C7
Crankcase Cover 1	C8 ~ C9
Starter Clutch	C10
Clutch	C11 ~ C12
Transmission	C13 ~ C14
Shift Cam, Fork	C15
Shift Shaft	D2

CHASSIS

Frame	D3 ~ D4
Fender	D5 ~ D6
Oil Tank	D7
Rear Arm	D8
Rear Suspension	D9
Steering	D10
Front Fork	D11 ~ D12
Fuel Tank	D13 ~ D15
Seat	E2

Front Wheel	E3
Front Brake Caliper	E4
Rear Wheel	E5 ~ E6
Rear Brake Caliper	E7
Steering Handle, Cable	E8
Front Master Cylinder	E9 ~ E10
Stand, Footrest	E11 ~ E12
Rear Master Cylinder	E13 ~ E14
Cowling 1	E15 ~ F2
Generator	F3
Flasher Light	F4
Meter	F5
Headlight (FRENCH SPEC.)	F6 ~ F7
Taillight	F8
Handle Switch, Lever	F9
Electrical 1	F10
Electrical 2	F11

INDEX (GENERAL SPEC.)

Numerical Index	L2 ~ L6
-----------------------	---------

INDIVIDUAL SPEC.

FOR BELGIUM

SWEDEN SWITZERLAND

Alternate (Headlight)	F13
-----------------------------	-----

FOR FINLAND

Alternate (Fender, Headlight)	F15
------------------------------------	-----

FOR DENMARK GREECE

NORWAY

Alternate (Fender, Headlight) ..	G3
----------------------------------	----

FOR ENGLAND

Alternate (Meter, Headlight)	G5
------------------------------------	----

FOR ITALY

Alternate (Headlight)	G7
-----------------------------	----

FOR HOLLAND

Alternate (Headlight)	G9
-----------------------------	----

FOR SWEDEN SWITZERLAND

Alternate (Carburetor, Fender) ..	G11
-----------------------------------	-----

FOR AUSTRIA

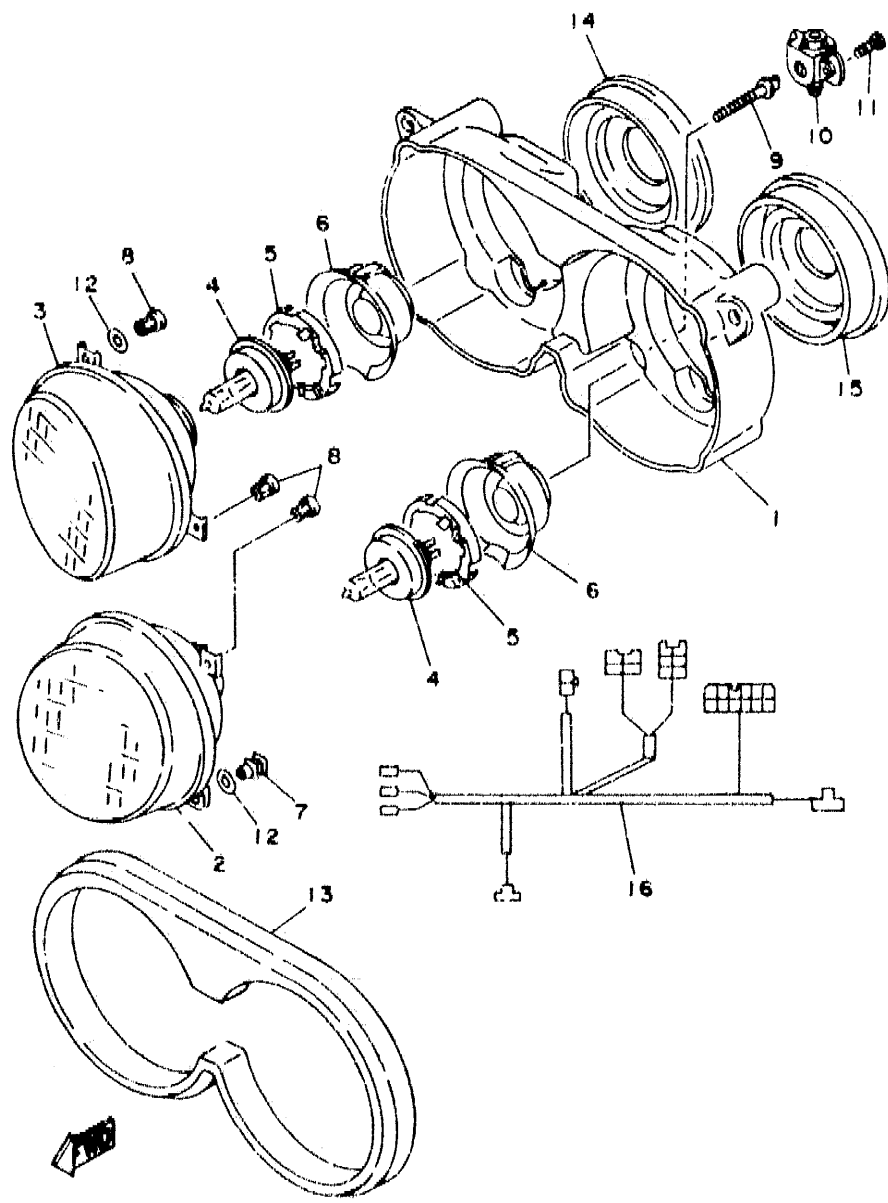
Alternate (Carburetor, Chassis) ..	G13
Alternate (Headlight)	G14

FOR OCEANIA

Alternate (Meter, Headlight)	H2
Alternate (Electrical)	H3

INDEX (INDIVIDUAL SPEC.)

Numerical Index	M2 ~ M3
-----------------------	---------



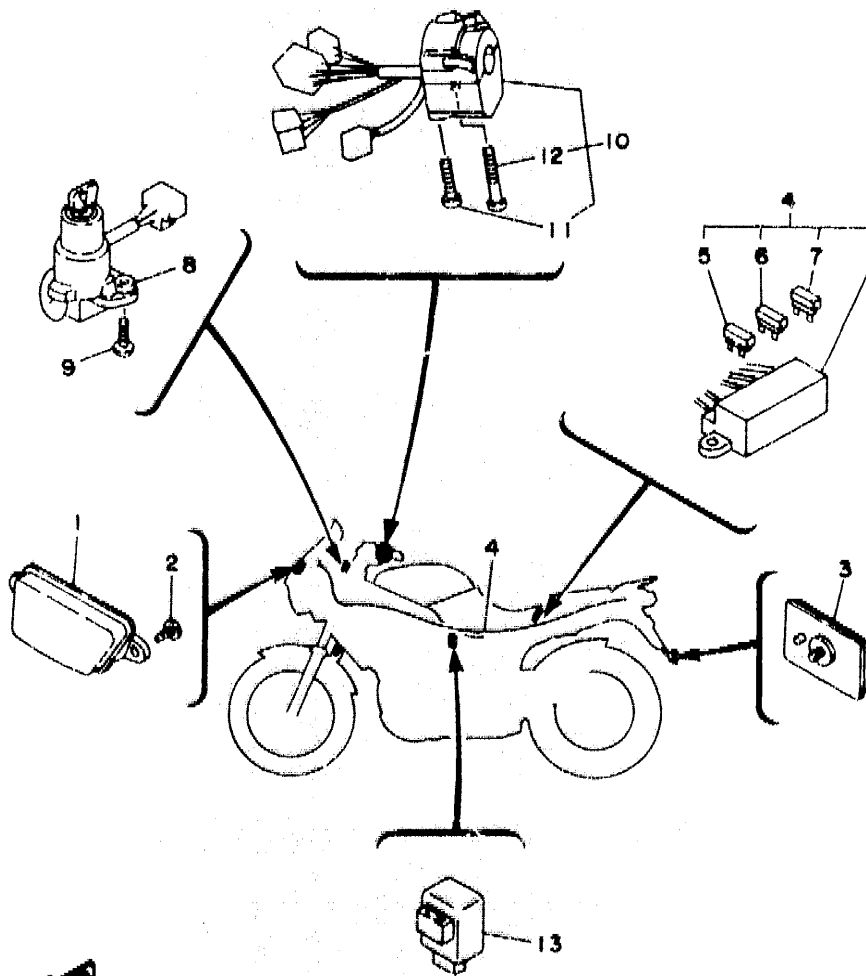
3VD5300-3540

FIG. 54 ALTERNATE (METER, HEADLIGHT)

REF. NO.	PART NO.	DESCRIPTION	Q'TY	REMARKS
1	3VD-84330-00	BODY ASSY	1	
2	3VD-84320-50	LENS ASSY	1	
3	3VD-8432A-50	LENS ASSY	1	
4	1FM-84214-00	BULB (12V-35/35W)	2	HALOGEN
5	2F9-84320-00	SETTING PLATE, bulb	2	
6	2F9-84397-01	COVER, socket	2	
7	3AJ-84310-00	HOLDER	2	
8	51L-84334-00	NUT, adjusting	4	
9	2AX-84331-00	SCREW, rim adjusting	2	
10	3MA-84304-00	GEAR UNIT ASSY	2	
11	97706-40616	SCREW, tapping	4	
12	3GM-84344-00	WASHER, plain	2	
13	3HE-84366-00	DAMPER, headlight	1	
14	2LA-84397-00	COVER	1	
15	2LA-84397-10	COVER	1	
16	4CF-84359-10	CORD, headlight	1	

FIG. 55 ALTERNATE (ELECTRICAL)

REF. NO.	PART NO.	DESCRIPTION	Q'TY	REMARKS
1	4DT-84378-00-P0	CAP	1	UR VIVID RED COCKTAIL 1
	4DT-84378-00-P2	CAP	1	UR DARK CYAN METALLIC 2
2	90167-05025	SCREW, tapping	2	
3	4CF-85130-00	PEAR REFLECTOR ASSY	1	
4	4CF-82590-10	WIRE HARNESS ASSY	1	
5	1AE-82151-00	.FUSE (12V-30A)	2	
6	2GH-82151-00	.FUSE (12V-20A)	2	
7	42X-82151-00	.FUSE (12V-10A)	4	
8	4EP-82501-00	MAIN SWITCH STEERING LOCK	1	
9	90149-06228	SCREW	2	
10	4EP-83969-00	SWITCH, handle 5	1	
11	98506-05030	.SCREW, pan head	1	
12	98506-05040	.SCREW, pan head	1	
13	3YA-83350-10	FLASHER RELAY ASSY	1	N.D.



3VD5300-3650

H3

CONTENTS

GENERAL SPEC.

ENGINE

Cylinder Head	B2
Cylinder	B3
Crankshaft, Piston	B4 ~ B5
Valve	B6 ~ B7
Camshaft, Chain	B8
Water Pump	B9
Radiator, Hose	B10 ~ B11
Oil Pump	B12 ~ B13
Intake	B14 ~ B15
Carburetor	C2 ~ C4
Exhaust	C5
Crankcase	C6 ~ C7
Crankcase Cover 1	C8 ~ C9
Starter Clutch	C10
Clutch	C11 ~ C12
Transmission	C13 ~ C14
Shift Cam, Fork	C15
Shift Shaft	D2

CHASSIS

Frame	D3 ~ D4
Fender	D5 ~ D6
Oil Tank	D7
Rear Arm	D8
Rear Suspension	D9
Steering	D10
Front Fork	D11 ~ D12
Fuel Tank	D13 ~ D15
Seat	E2

Front Wheel	E3
Front Brake Caliper	E4
Rear Wheel	E5 ~ E6
Rear Brake Caliper	E7
Steering Handle, Cable	E8
Front Master Cylinder	E9 ~ E10
Stand, Footrest	E11 ~ E12
Rear Master Cylinder	E13 ~ E14
Cowling 1	E15 ~ F2
Generator	F3
Flasher Light	F4
Meter	F5
Headlight (FRENCH SPEC.)	F6 ~ F7
Taillight	F8
Handle Switch, Lever	F9
Electrical 1	F10
Electrical 2	F11

INDEX (GENERAL SPEC.)

Numerical Index	L2 ~ L6
-----------------------	---------

INDIVIDUAL SPEC.

FOR BELGIUM

SWEDEN SWITZERLAND

Alternate (Headlight)	F13
-----------------------------	-----

FOR FINLAND

Alternate (Fender, Headlight)	F15
------------------------------------	-----

FOR DENMARK GREECE

NORWAY

Alternate (Fender, Headlight) ..	G3
----------------------------------	----

FOR ENGLAND

Alternate (Meter, Headlight)	G5
------------------------------------	----

FOR ITALY

Alternate (Headlight)	G7
-----------------------------	----

FOR HOLLAND

Alternate (Headlight)	G9
-----------------------------	----

FOR SWEDEN SWITZERLAND

Alternate (Carburetor, Fender) ..	G11
-----------------------------------	-----

FOR AUSTRIA

Alternate (Carburetor, Chassis) ..	G13
------------------------------------	-----

Alternate (Headlight)	G14
-----------------------------	-----

FOR OCEANIA

Alternate (Meter, Headlight)	H2
------------------------------------	----

Alternate (Electrical)	H3
------------------------------	----

INDEX (INDIVIDUAL SPEC.)

Numerical Index	M2 ~ M3
-----------------------	---------

INDEX

(GENERAL SPEC.)

NUMERICAL INDEX

PART NO.	GRID NO.	PART NO.	GRID NO.	PART NO.	GRID NO.	PART NO.	GRID NO.	PART NO.	GRID NO.	PART NO.	GRID NO.
3VD-W0041-51	E- 2	3VD-11510-00	B- 4	3LD-12169-30	B- 6	3LD-12339-00	B-12	3VD-14421-00	B-14	3VD-15417-10	C- 8
3VD-W0042-50	E-13	3LD-11583-00	B- 4	3LD-12169-50	B- 6	3LD-13371-00	B-12	3VD-14422-00	B-14	3LD-15418-00	C- 8
2GH-W0045-01	E- 4	3LD-11584-00	B- 4	3LD-12169-70	B- 7	3VD-13411-00	B-12	3VD-14425-00	B-14	3LD-15420-10	C- 8
	E- 4	3VD-11610-00	B- 4	3LD-12169-90	B- 7	3VD-13412-00	B-12	3VD-14426-00	B-14	3VD-15425-10	C- 8
1FK-W0046-01	E- 7	3VD-11610-20	B- 4	3LD-12171-00	B- 8	3VD-13414-00	B-13	1AE-14451-00	B-14	3VD-15430-10	C- 8
1NL-W0047-00	E- 4	3VD-11610-40	B- 4	3LD-12176-00	B- 8	3VD-13415-00	B-13	3GM-14453-00	B-14	3LD-15449-00	C- 8
	E- 4	3VD-11631-00	B- 4	3LD-12181-00	B- 8	3VD-13416-00	B-13	5TO-14457-00	B-14	3VD-15451-00	C- 8
31A-W0047-00	E- 7	3LD-11633-00	B- 4	3LD-12210-00	B- 8	3VD-13417-10	B-12	1VJ-14462-00	B-14	3VD-15456-00	C- 7
1J3-W0048-00	E- 4	3VD-11636-00	B- 4	3VD-12213-00	B- 8	4X7-13440-90	B-12	1HX-14565-00	C- 2	3VD-15462-00	C- 8
	E- 4	3VD-11638-00	B- 4	3YL-12232-00	D- 3	3LD-13447-00	B-12	3VD-14602-01	C- 5	3VD-15463-00	C- 8
	E- 7	3VD-11650-00	B- 4		F- 2	3VD-13455-00	B-13	3VD-14613-00	C- 5	3KJ-15481-00	C- 9
1NL-W0057-00	E- 4	3LD-11654-00	B- 4	3LD-12241-00	B- 8	3VD-13464-10	B-13	3VD-14710-10	C- 5	1JK-15486-00	C- 8
	E- 4	3LD-11656-00	B- 4	3LD-12247-00	B- 8	3VD-13465-00	B-13	3VD-14755-00	C- 5	3VD-15490-00	C- 9
31A-W0057-00	E- 7	3LD-11656-10	B- 4	3LD-12251-00	B- 8	11H-13490-00	B-13	3LD-1490H-00	C- 3	3VD-15491-00	D- 3
2YX-W0091-02	E- 9	3LD-11656-20	B- 4	3LD-12252-00	B- 8	3LD-13586-01	B-14	3VD-1490J-00	C- 2	3LD-15512-00	C-10
3VD-W2165-00	D- 8	3LD-11656-30	B- 4	1UF-12405-00	B-10	3LD-13597-00	B-14	3EN-1490K-00	C- 3	3LD-15515-00	C-10
3VD-W247K-30-P2	D- 5	3LD-12111-00	B- 6	1AE-12410-00	B-11	3LD-13910-00	D-14	3VD-14900-00	C- 2	3LD-15517-00	C-10
3VD-W247K-40-P0	D- 5	3LD-12112-00	B- 6	1UF-12413-00	B-11	1VJ-13929-00	B-14	3VD-14901-00	C- 2	26H-15521-00	C-10
3VD-W247K-50-P3	D- 5	3LD-12113-00	B- 6	1UF-12417-01	B-11	3VD-13929-00	D-14	3VD-14902-00	C- 2	3LD-15590-01	C-10
2VD-W2587-01	E- 9	1WG-12116-00	B- 6	3VD-12420-10	B- 9	3EN-1410A-00	C- 2	3LD-14919-00	C- 3	3VD-15659-00	D- 3
3VD-Y1119-00	B- 2	3LD-12117-00	B- 6	1AA-12435-00	B-10	3VD-14103-00	C- 3	3VD-14933-00	C- 2	3VD-15764-00	D- 3
3VD-Y2151-00-P0	D- 5	3LD-12118-00	B- 6	1UF-12435-00	B-10	12R-14105-00	C- 2	3GM-14940-00	C- 2	3VD-16150-01	C-11
3VD-Y2151-00-P2	D- 5	51Y-12119-00	B- 6	3LD-12439-00	B- 9	3GM-14107-17	C- 2	3LD-14945-00	C- 2	3VD-16154-00	C-12
3VD-Y2151-00-P3	D- 5	3LD-12121-00	B- 6	3VD-1244E-00	B-11	3LD-1411A-00	C- 3	3GM-14974-00	C- 3	4H7-16154-00	C-11
3VD-Y2161-00	D- 5	1WG-12153-09	B- 6	3VD-12459-00	B- 9	3GM-1411E-00	C- 2	3GM-14985-00	C- 2	3VD-16164-00	C-11
3VD-Y2343-00	D-10	1WG-12153-21	B- 6	3VD-12461-00	B-10	8U9-14139-00	C- 3	3LD-14986-00	C- 3	3LD-16181-00	C-12
3VD-11101-00	B- 2	1WG-12153-31	B- 6	26H-12462-00	B-10	3GM-14141-94	C- 3	3VD-14987-00	C- 3	31A-16321-00	C-11
2GH-11116-00	B- 2	3LD-12168-A0	B- 6	3VD-12465-00	E-10	4G0-14142-37-A0	C- 3	3EN-14988-00	C- 3	4H7-16321-00	C-11
583-11126-00	C- 8	3LD-12168-F0	B- 6	1UF-12467-00	D-10	1AE-14147-00	C- 2	3LD-14988-00	C- 3	168-16324-00	C-11
3LD-11133-10	B- 2	3LD-12168-H0	B- 6	3VD-12469-00	B- 9	3EN-14147-00	C- 2	1KT-14994-00	C- 3	31A-16325-00	C-11
3LD-11134-10	B- 2	3LD-12168-K0	B- 6	3LD-12481-00	B- 9	3FV-14147-00	C- 2	3EN-14997-00	C- 3	3VD-16340-10	C-11
3LD-11160-02	B- 2	3LD-12168-M0	B- 6	3VD-12482-10	B-10	3LD-14147-00	C- 2	3GM-14997-00	C- 2	3LD-16351-00	C-11
3VD-11166-00	B-15	3LD-12168-R0	E- 6	1AA-12535-00	B-10	3LF-14147-00	C- 2	3VD-15100-10	C- 6	3LD-1637A-01	C-11
3VD-11181-01	B- 2	3LD-12168-U0	B- 6	1AA-12561-00	B-10	822-14147-00	C- 3	3LD-15113-00	C- 7	3VD-16371-01	C-11
3LD-11193-00	B- 2	3LD-12168-W0	B- 6	3VD-12567-00	B-11	3VD-14148-01	C- 3	4G0-15138-00	C- 6	3LD-16382-00	C-11
214-11198-01	B-13	3LD-12168-Y0	B- 6	3VD-12577-00	B-11	3GM-14153-00	C- 2	4H7-15138-00	B-13	3LD-16398-00	C-11
3VD-11310-10	B- 3	3LD-12168-00	B- 6	3VD-12578-00	B-10	239-14172-14	C- 3		C- 6	3LD-17121-00	C-13
3VD-11351-00	B- 3	3LD-12168-20	B- 6	3VD-12579-00	B-11	53L-14186-00	C- 2	3LD-15163-10	C-13	3VD-17131-00	C-13
3LD-11361-00	C- 6	3LD-12168-40	B- 6	1UF-12611-00	B-10	3FY-14191-00	C- 2	3LD-15191-00	C- 7	3VD-17141-00	C-13
3VD-11400-02	B- 4	3LD-12168-60	B- 6	26H-12630-00	B-10	2LH-14197-00	C- 3	3VD-15199-00	C- 6	3VD-17151-00	C-13
3LD-11416-00	B- 4	3LD-12168-80	B- 6	3LD-13113-00	B-12	3JE-14197-00	C- 3	3VD-15316-00	C- 6	3LD-17211-00	C-13
3LD-11416-10	B- 4	3LD-12159-E0	B- 7	3LD-13151-00	B-13	3LD-1423A-7S	C- 3	3VD-15317-00	C- 6	3VD-17231-00	C-13
3LD-11416-20	B- 4	3LD-12169-G0	B- 7	3LD-13161-00	B-12	620-14231-14	C- 3	3VD-15326-00	C- 8	3VD-17241-00	C-13
3LD-11416-30	B- 4	3LD-12169-J0	B- 7	3LD-13300-00	B-12	830-14231-14	C- 3	3VD-15327-00	D- 3	3VD-17251-00	C-13
3LD-11416-40	B- 4	3LD-12169-L0	B- 7	3LD-13303-00	B-12	3EN-14261-00	C- 3	3VD-15335-00	C- 8	3LD-17402-00	C-13
3LD-11416-50	B- 4	3LD-12169-N0	B- 7	3VD-13317-00	B-13	3VD-14294-00	D-14	3VD-15411-10	C- 8	3LD-17411-00	C-13
3LD-11416-60	B- 4	3LD-12169-T0	B- 7	3VD-13325-00	B-12	3VD-14411-00	B-14	3LD-15414-00	C-14	3VD-17460-00	C-13
3LD-11500-00	B- 4	3LD-12169-10	B- 6	3LD-13329-00	B-12	3VD-14426-00	B-14	3VD-15416-10	C- 7	3LD-17471-01	C-13

NUMERICAL INDEX

PART NO.	GRID NO.	PART NO.	GRID NO.	PART NO.	GRID NO.	PART NO.	GRID NO.	PART NO.	GRID NO.	PART NO.	GRID NO.
3LD-18101-01	D-2	3VD-2173F-10	D-6	3VD-23145-00	D-12	1TV-24602-04	D-14	3YX-25938-00	E-9	3VD-26331-00	E-8
3VD-18110-10	D-2	3VD-2173F-20	D-6	3VD-23156-00	D-11	3VD-2470F-20	E-2	3VD-25844-00	E-9	1VJ-26333-00	E-8
132-18113-01	D-2	21K-21747-00	D-6		D-12	51X-24705-00	E-2	341-25846-00	E-3	3VD-26335-01	E-8
3VD-18113-00	E-13	3VD-21750-00	D-7	3VD-2317E-00	F-11	3VD-24718-00	E-2	3LN-2585F-00	E-13	3VD-27211-00	E-13
3VD-18115-00	D-2	3VD-21761-00	D-7	3VD-23173-00	D-11	3VD-24728-00	E-2	3LN-2585G-00	E-13	3VD-27212-00	E-13
4G0-18127-00	D-2	3VD-21776-00	D-7		D-12	3VD-24730-20	E-2	3LN-2585H-00	E-13	47X-27222-00	E-13
3LD-18130-00	D-2	1AA-21815-00	D-7	3VD-2318Y-00	D-11	1L9-24741-00	E-2	2KF-25852-50	E-13	3VD-27311-01	E-11
36Y-18140-00	C-15	3VD-21816-00	D-7		D-12	1T4-24741-00	E-2	3YX-25852-00	E-9	3VD-27315-00	E-11
2H9-18154-00	D-2	3VD-21871-00	D-7	3VD-23183-00	D-7	116-24741-00	E-2	3YX-25854-00	E-9	1TX-27351-00	E-11
	D-2	1AA-21874-00	D-7		D-12	22W-24741-00	E-2	360-25854-00	E-13	1UA-27410-00	E-11
3LD-18511-00	C-15	3VD-22110-00	D-8	3VD-2319U-00	D-11	3VD-24777-00	E-2	2GU-25855-00	E-13	3VD-27412-10	E-12
3VD-18512-00	C-15	4X7-22129-00	D-8		D-12	1JK-24782-00	E-2	4L0-25852-00	E-9	2GH-27413-00	E-11
3LD-18513-00	C-15	46X-22141-00	D-8	3VD-2330E-00	D-11	1AE-24796-00	E-2	3YX-25866-00	E-9		E-11
3VD-18531-00	C-15	3VD-22151-00	D-8		D-12	341-25149-00	E-3	3YX-25866-10	E-9		E-12
3VD-18535-00	C-15	3HE-22174-00	E-5	3VD-23317-00	E-10	3VD-25168-00-TR	E-3	3YX-25867-00	E-9	3VD-27414-00	E-11
3LD-18536-00	C-15	33M-22184-00	D-8	3VD-23340-00	D-12	3VD-25168-00-WG	E-3	3VD-25872-00	E-9	1UA-27420-00	E-11
3VD-18540-00	C-15	3VD-22210-30	D-9	3VD-23389-00	D-10	3GM-25181-00	E-3	3VD-25872-50	E-14	3VD-27422-10	E-12
278-18542-00	C-15	3VD-22216-00	D-9	3HE-23416-00	D-9	10V-25188-00	D-4	3VD-25874-00	E-9	1NL-27424-00	E-11
278-18566-00	C-15	3BB-22261-00	B-14	26H-23418-01	D-10	26H-25190-00	E-3	3EN-25875-00	E-10	36Y-27424-00	E-12
3VD-21110-10-T9	D-3	3VD-22311-00	D-8	3VD-23434-00	D-10	3VD-25338-00-TR	E-5	3VD-25875-01	D-8	2GH-27431-00	E-11
3VD-21164-00	D-3	3VD-22464-00	D-9	4H7-23441-00-38	D-10	3VD-25338-00-WG	E-5	2R8-25876-00	E-10	2YK-27434-01	D-2
3VD-2117E-00	D-6	3VD-22535-00	D-7	42X-23442-00-38	D-10	4BP-25364-00	E-5	3YX-25880-00	E-9	1HX-27437-00	E-11
3SX-2135F-00	D-3	3VD-23102-01	D-11	3VD-2411H-00	D-14	1UF-25366-00	E-5	3LC-25885-00	E-14	2GH-27441-00	E-11
3VD-21366-00	D-5	3VD-23103-01	D-11	3VD-24110-00-X2	D-13	1AE-25381-00	E-5	42H-25885-01	E-10	3VD-27442-10	E-11
3YX-21376-00	D-6	3VD-23106-00	D-11	3VD-24110-00-X3	D-13	4BP-25388-00	E-5	3YX-2589F-00	E-9	3VD-27443-10	E-11
3VD-2139X-00	E-12	3VD-23107-00	D-11	3VD-24110-00-X4	D-13	29L-25398-00	E-3	47X-25894-00	E-13	3VD-28100-00	D-6
3VD-21411-10-T9	D-3	3VD-23110-00	D-11	3VD-24181-00	D-13		E-5	3VD-25895-00	E-13	3MX-28215-00	E-15
3VD-21419-10-T9	D-3		D-12	3Y6-24183-00	D-13	29L-25398-10	E-3	1WG-25919-00	E-7	3VD-28322-00	F-2
3LD-2143A-00	D-3	3VD-23111-00	D-11	47X-24183-00	D-13		E-5	2GH-25919-00	E-4	3VD-28328-00	E-15
3VD-2143A-00	F-3		D-12	5X2-24183-00	F-10	29L-25398-20	E-3		E-4	3VD-28328-10	F-15
3VD-21489-00	D-3	3VD-23115-00	D-11	2GH-24184-00	D-13		E-5	3HE-25924-00	E-4	3VD-28328-20	E-15
4X7-2149Y-00	D-14		D-12	12R-24186-00	D-13	3VD-25444-20	E-5		E-4	3VD-28338-00	E-15
3GM-21512-00	D-5	3VD-2312F-00	D-7	47X-24186-00	D-13	3XW-2580T-00	E-5		E-4	3VD-28338-10	E-15
1A8-21518-00	D-5	3VD-2312K-00	D-11	1HX-24188-01	D-14	3XW-2580U-00	E-4	3GM-25925-00	E-4	3VD-28338-20	E-15
3VD-21621-01	C-9		D-12	3VD-24188-00	D-3	3HE-2590W-00	E-7		E-4	3VD-28350-00-P0	F-2
2TV-21638-00	F-2	3VD-23125-01	D-11	3VD-24191-00	D-13	3HE-2581T-00	E-4	3HE-25925-00	E-7	3VD-28350-C0-P2	F-2
	F-2		D-12	3VD-24240-40	D-13	3VD-25819-00	E-7	3VD-26111-10	E-8	3VD-28350-00-P3	F-2
34M-21639-00	D-3	5U8-23129-00	D-11	3VD-24240-50	D-13	3LN-2582A-00	E-13	3VD-26131-00	E-10	3VD-28350-00-P0	F-2
4G0-21639-00	D-5		D-12	3VD-24240-60	D-13	3VD-2582E-00	E-13	3VD-26132-00	E-10	3VD-28350-G0-P2	F-2
3VD-2164F-00	D-8	3VD-23135-00	D-11	3VD-24311-00	D-13	4DU-2582W-00	E-7	3FH-26240-00	E-8	3VD-28350-00-P3	F-2
3VD-21645-00-P0	D-6		D-12	3VD-24313-00	D-13	1FK-25827-00	E-7	1KG-26241-00	E-8	3VD-28350-00-P0	E-15
3VD-21645-00-P2	D-6	3VD-23141-01	D-11	1JK-24327-00	D-13	1FK-25828-00	E-7	3VD-26246-00	E-8	3VD-28350-00-P2	E-15
3VD-21645-00-P3	D-6		D-12	3VD-24327-00	D-14	3YX-2583H-00	E-9	3VD-26280-01	E-8	3VD-28350-00-P3	E-15
3VD-21717-00	D-4	3VD-23142-00	D-11	3LN-24500-00	D-13	3VD-2583V-00	E-13	3XW-26281-01	E-8	3VD-28356-00	E-15
3VD-2173E-00	D-5		D-12	4X8-24512-00	D-13	3VD-25834-01	E-9	3XW-26282-01	E-8	3VD-28365-00	F-2
3VD-2173E-10	D-5	3VD-23144-00	D-11	3AJ-24523-00	D-14	1KT-25836-00	E-4	3VD-26290-01	E-8	1AE-2837J-00	D-6
3VD-2173E-20	D-5		D-12	3AJ-24534-00	D-14		E-4	3VD-26292-00	E-8	3VD-2837M-00	F-15
3VD-2173F-00	D-6	3VD-23145-00	D-11	3VD-24560-00	D-13	51J-25836-00	E-7	3VD-26302-00	E-8	3VD-2837N-00	F-2

NUMERICAL INDEX

PART NO.	GRID NO.	PART NO.	GRID NO.	PART NO.	GRID NO.	PART NO.	GRID NO.	PART NO.	GRID NO.	PART NO.	GRID NO.
2VD-2837R-00	F- 2	3VD-83330-00	F- 4	3HE-84366-00	F- 6	90110-05112	D-14	90179-25033	D-10	90202-08111	E-15
3VD-28371-00	F- 2	1VU-83332-00	F- 4	3GM-84367-10	F- 7	90110-05201	E-15	9C183-05024	D-10	90202-26142	D-10
51L-28371-00	D-14	51L-83332-01	F- 4	2F9-84375-00	F- 6		E-15		D- 6	90206-12074	D- 2
3VD-28381-00	E-15	341-83333-70	F- 9	2LA-84375-00	F- 6	90110-06093	B-13	90183-06023	D- 5	90209-05279	C- 3
3VD-28390-40	E-15	3VD-83340-00	F- 4	2LA-84393-00	F- 6	90110-08071	E-11		F-10	90209-07319	D- 7
3VD-28390-50	E-15	1VU-83342-00	F- 4	2F9-84397-01	F- 6	90110-08199	F-12	90183-08065	D- 6	90209-08295	E-11
3VD-28390-60	E-15	51L-83342-01	F- 4	2GH-84397-00	F- 6	90110-10175	D- 3	90185-10037	E-11	90209-11262	B- 2
J44-78248-00	D- 6	3YA-83350-00	F-11	2LA-84397-00	F- 7	90116-08321	B- 2	90155-14070	D- 8	90209-22191	C-13
	D-14	3YA-83350-10	F-11	2LA-84397-10	F- 7	90116-10485	E- 5	90201-04442	D- 5	90209-25196	C-13
3LD-81410-00	F- 3	26H-83354-00	F-11	3GM-84710-20	F- 8	90119-06056	D- 7	90201-05660	E-15	90215-20231	C-11
3VD-81450-00	F- 3	18G-83362-00	F- 4	31L-84714-00	F- 8	90119-06096	D- 7	90201-06M08	B-15	90215-21022	C-13
3LD-81800-00	C-10	2TV-83371-00	F-11	3LK-8473A-00	F- 8	90123-08046	F- 9	90201-060F9	F- 5	90240-06040	B-14
3AJ-81801-00	C-10	3VD-83509-00	F- 5	2JE-84744-00	F- 6	90149-05244	E-15	90201-063J2	F- 5	90240-08013	E-13
3AJ-81809-00	C-10	3VD-83513-10	F- 5	4G1-84744-00	F- 5	90149-05273	E-15	90201-066F0	C- 6	90267-32071	D- 5
3LD-81815-00	C-10	42X-83517-00	F- 5		F- 5	90149-05299	F- 2		C- 6	90267-40073	D- 5
3AJ-81825-00	C-10	3GM-83520-00	F- 5	1KH-84751-00-90	F- 8	90149-06011	D-13		C- 8	90267-40076	D- 5
3AJ-81830-00	C-10	3GM-83525-00	F- 5	3G1-85130-01	F- 8	90149-06285	C- 7	90201-06697	B-10	90267-40110	D- 8
11H-81844-00	C-10	3VD-8353H-00	F- 5	3HE-85132-00	F- 5	90149-06286	C-13	90201-08083	E-13	90280-05029	B- 5
26H-81847-00	C-10	3VD-83540-00	F- 5	90101-06278	E-13	90153-06029	B- 3	90201-08087	C- 6	90338-08163	D-10
4G0-81871-00	C-10	1FK-83550-10	F- 5	90101-06576	F- 5	90157-05057	F- 9		C- 6	90338-10150	B- 2
36Y-81940-00	F-11	3VD-83559-00	F- 5	90101-10659	F- 5	90157-05079	D- 9	90201-081H4	C- 5	90340-14141	C- 9
2UJ-81950-00	F-11	3VD-83570-00	F- 5	90105-06153	B- 2		E-11		D- 2	90340-18101	B- 2
3VD-81960-00	F-10	2GH-83578-00	F- 5	90105-06397	C-15		E-12	90201-08326	D- 3	90340-32142	C- 9
3VD-82100-00	F-10	3GM-83590-00	F- 5	90105-06456	B-13		F-11	90201-100A1	D-10	90380-20213	E-12
3VD-82115-00	F-10	11H-83591-00	F-11		C- 8	90159-03102	F- 5	90201-10118	E- 9	90384-18190	D- 9
3VD-82116-00	F-10	3VD-83611-00	F- 5	90105-06553	B-13	90159-06056	E-13		E-14	90387-05205	F- 6
3VD-82131-00	F-10	3YX-83912-00	F- 9		B-13	90159-06071	D- 8	90201-10119	C-11	90387-060A7	D- 7
1AE-82151-00	F-10	3YX-83922-09	F- 9	90105-06597	C-15	90159-06084	D- 8	90201-10131	C- 6	90387-060M9	B-14
2GH-82151-00	F-10	25G-83936-01	F-10	90105-06605	D- 5	90159-06123	C-11	90201-103M4	B- 2	90387-060N3	D-13
42X-82151-00	F-10	437-83936-01	F- 9	90105-07342	B- 8	90164-04008	F- 5	90201-10430	D- 3	90387-052W4	F- 8
3VD-82305-00	F-10	3YX-83945-00	F- 9	90105-10316	C- 5	90167-03058	F- 5	90201-10437	E- 7	90387-064H8	E-12
3VD-82310-00	F-10	3VD-83969-01	F- 9	90105-10328	D- 3	90167-04657	F- 5	90201-105J4	F- 8	90387-064J1	D- 8
3LD-82370-00	F-10	3VD-83975-00	F- 9	90105-10560	C- 6	90167-05037	F- 6	90201-10669	E-12	90387-065T2	D- 5
3VD-82501-00	F-10	4BH-83980-00	E- 9	90105-10638	E- 4	90167-05041	F- 6	90201-12M34	C-11	90387-06681	D- 8
3VD-82530-01	F-10	3GM-84192-00	F- 6		E- 7	90170-06228	D- 2	90201-121H0	B- 5	90387-06761	C- 9
1AE-82540-00	F-11	3MA-8430M-00	F- 6	90105-12584	B- 5	90170-20327	C-11	90201-124G9	D- 9	90387-07037	B-10
3LD-82541-00	F-11	3GM-84301-00	F- 6	90109-063F8	C-15	90171-16024	E- 6	90201-12575	D- 2	90387-072Y3	E-15
2EL-82560-00	F-11	3GM-8431R-00	F- 6	90109-064F0	B- 2	90176-22050	D-10	90201-127E1	B- 9	90387-07391	D- 3
3LD-82566-50	F-11	3AJ-8431U-00	F- 6	90109-06614	F-10	90179-05523	F- 2	90201-150H2	C-11		F- 5
3VD-82590-00	F-10	3VD-8432A-00	F- 6	90109-067E6	F-10	90179-05525	E-15	90201-161J3	D- 8	90387-07392	B-10
3YX-82911-00	F- 9	3VD-84320-10	F- 6	90109-082A1	D- 3	90179-06500	F- 2	90201-165L8	F- 2	90387-07717	D- 5
3YX-82917-00	F- 9	3GM-84321-00	F- 6	90109-083E2	E-11	90179-08316	F- 9	90201-177K7	E- 5		F- 8
3GM-83310-00	F- 4	3GM-84322-00	F- 6		E-11	90179-08345	C- 5	90201-191J4	D- 2	90387-086W7	C- 9
306-83311-40	F- 4	3VD-84330-00	F- 6	90109-086A0	D-13	90179-09379	B- 4	90201-200K3	C-13	90387-104L8	E-12
	F- 4	2AX-84331-00	F- 6	90109-087I8	E- 4	90179-10247	E-11	90201-301P3	C-10	90387-106W6	B-13
	F- 4	51L-84334-00	F- 6		E- 7	90179-10377	D- 3	90202-05180	E-15		C- 9
	F- 4	3GM-84344-00	F- 6	90109-104E6	E-11	90179-10414	B- 2		F- 2	90387-120W5	B-12
3GM-83320-00	F- 4	3VD-84359-00	F- 6	90109-125F1	D- 9	90179-18020	C-13	90202-05193	D-13	90387-127X0	D- 9

NUMERICAL INDEX

PART NO.	GRID NO.	PART NO.	GRID NO.	PART NO.	GRID NO.	PART NO.	GRID NO.	PART NO.	GRID NO.	PART NO.	GRID NO.
90387-130W6	C- 9	90467-08017	D-14	91311-08016	C- 6	92990-06100	F- 3	93320-32403	D- 8	95026-06025	B-12
90387-17345	E- 5	90467-08021	B-14	91311-08040	D-12	93102-12224	C-11	93332-00001	D-10		C- 8
90387-177K0	E- 5		D-14	91311-10025	D-11	93102-12321	D- 2	93332-00008	D-10	95026-06030	B-11
90387-177R1	E- 3	90467-09006	D-14		D-12	93102-25044	E- 5	93340-21505	C-11		E- 9
90387-177Y4	E- 6	90467-10008	D- 7	91311-10030	D- 3	93102-28022	E- 3	93440-10109	B- 2	95026-08025	C- 5
90387-177Y5	E- 6		D-15	91311-10045	D- 3	93102-35381	C-13	93440-25084	C-13	95303-05600	C- 3
90387-203M7	C-13	90467-10091	D-14	91316-06016	B-10	93105-42024	E- 5	93440-28062	C-13	95303-06600	C- 3
90387-22660	E- 2	90467-10135	D-13	91316-06018	C-10	93105-45017	E- 3	93440-45144	C-13		E- 9
90387-253M6	C-13		D-14	91316-06020	B-14	93109-18020	D- 9	93450-22027	B- 4		F- 8
90401-10095	C- 9	90467-11102	D-14	91316-06025	E-10	93210-07438	C- 9	93501-04011	E-11	95303-06700	D- 2
90401-10096	C- 9	90467-11106	D-14	91316-06150	B- 2	93210-09350	D-11	93503-16010	D-11	95303-08600	E-13
	E-14	90467-12052	C- 4	91316-08030	D-10		D-12		D-12	95303-08700	E-10
90401-10106	B-12	90467-14057	E-13		D-10	93210-10096	B-13	93505-08030	B-13	95303-10700	D-10
90430-06014	B- 3	90467-22080	B-15	91316-08035	F- 2		C- 9	93900-00030	E- 3	95306-12600	F- 4
	B- 9	90467-24113	B-15	91316-08110	C- 5	93210-11313	C- 6		E- 5	95316-06600	F- 5
90430-06143	B- 2	90468-12006	D-10	91401-20020	E-12	93210-12790	B-13	94111-186X9	E- 3	95601-10200	E- 5
90430-10171	B-12	90480-01401	D- 7		E-13		C- 9	94111-187X0	E- 3	95601-12100	D- 9
	B-13	90480-10258	D- 5	91401-25020	D- 4	93210-13657	B-13	94115-176X7	E- 5	95611-10100	D- 9
	D-11	90480-10517	F- 6	91401-30020	E- 6	93210-14369	C- 9	94115-176X8	E- 5	95616-06100	E- 9
	D-12	90480-12550	D- 6	91701-06040	E-11	93210-15566	C- 9	94581-46114	E- 5		F- 8
	D-12	90480-14023	B-14	92016-09030	E-13	93210-18N01	D-11	94591-40138	B- 8		F- 9
90430-14131	D- 7		D- 3	92901-04100	B- 2		D-12	94701-00361	B- 2	95701-05500	E- 2
90445-095E9	D-14	90480-14555	F- 2	92901-04600	F- 5	93210-18417	B-10	95021-06012	B- 9		F- 8
90445-105G5	D-14		F- 5		F-11	93210-21190	B- 9	95021-06016	B- 9	95701-06500	E- 2
90445-11153	D-14	90480-15259	F- 8	92901-05600	B-10		D- 7	95021-06020	B-12		F-11
90445-112E1	D-14	90480-15363	B-10		B-14	93210-29196	F-11		C- 7	95701-10500	C- 5
90445-112R2	D-14	90480-15397	D- 3		C- 3	93210-30660	B- 4	95021-06025	B-13	95706-05500	D-14
90450-32051	B-11	90480-16233	D- 7	92901-06700	E-13	93210-32172	C- 9		C- 8		E-15
90450-38040	B-10		D- 7	92901-08200	E- 5	93210-33133	B- 9		C- 6	95811-06012	C-14
90450-57034	B-14	90480-18276	B-10	92901-08600	C-11		C-14	95021-06030	B- 9		D- 7
90450-67033	B-14		F- 8	92901-10100	D-10	93210-35N02	D-11		B-12		D- 7
90460-27270	B-13		C-15	92902-04100	F- 5		D-12		C- 9		E-15
90462-10147	C- 9	90501-06022	C-15		F-11	93210-36788	B- 9	95021-06035	B-13	95811-06020	F-10
90464-11163	D- 7	90501-071F1	C-15	92906-04600	E- 9	93210-44545	B-14		C- 8	95811-06025	C- 6
90464-12027	F-10	90501-08560	D-14	92906-05100	B-10	93210-49046	B-11	95021-06040	B-12	95811-06040	C- 6
90464-12073	F-10	90501-104F9	B-13		C- 2	93210-64297	B-12	95021-06045	B- 9		C- 6
90465-06332	C- 9	90501-12743	E-11		B-10	93210-90785	B- 3	95021-06055	C- 8	95811-06050	C-10
90465-08252	D- 4	90501-225A9	C-11	92906-05600	C- 2	93306-20314	E- 5	95021-06060	B- 9	95811-06055	C- 6
90465-08277	C- 8	90506-18224	E-11		C- 5		E- 5	95021-06070	C- 8	95811-06070	C- 6
90465-08341	C- 7	90506-20192	E-13	92906-06600	D- 8	93306-20455	C-13	95021-08012	B- 2	95811-08012	F- 2
90465-13169	F- 9	90506-26225	E-11		F-10	93306-20464	C-13	95021-10040	B-13		F- 2
	F-10	90508-161A4	C-11		D- 6	93306-30309	E- 3	95023-06025	E-10	95811-08035	D-12
	F-11	90508-262A2	C-15	92906-08600	F- 5		E- 5	95023-06035	C- 8	95811-08050	C- 6
90465-20035	B-14	90508-32682	D- 2	92990-03100	F- 5		C-13	95026-06010	B-11		C- 6
90465-20342	C- 9	90560-17233	E- 3	92990-04200	D- 5	93306-30525	C-13		D-14	95811-08060	C- 6
90465-26349	C- 9	91026-06010	F-11	92990-05100	F- 3	93306-37207	E- 5		B-11	95811-08065	C- 6
90467-07029	C- 3	91311-05010	D-14	92990-06100	D- 5	93310-36588	C-12	95026-06020	B-12	95811-08070	C- 6
90467-08017	B-14	91311-06020	B-13		D-13	93315-11206	C-11		B-12		C- 6
	D- 7	91311-06025	B- 8		E-13	93317-11020	C-11		F- 9	95811-08075	C- 6

NUMERICAL INDEX

PART NO.	GRID NO.	PART NO.	GRID NO.	PART NO.	GRID NO.	PART NO.	GRID NO.	PART NO.	GRID NO.	PART NO.	GRID NO.
95811-10030	E- 7	98580-04008	C- 2								
95816-06012	E- 8		F-11								
95816-06025	B-10	98580-04010	F- 5								
95816-06045	C- 7	98701-04012	E- 9								
95816-06070	C- 7	98701-05012	C-15								
95816-08016	D- 6	98906-05012	D- 6								
95821-08020	D- 3	98906-06012	F-10								
95826-06010	D- 3	99006-10600	D- 2								
95826-06020	D- 2	99009-10400	C-11								
97001-06025	D- 4	99009-11400	B-12								
	D- 6	99009-12400	B- 9								
97001-06035	A-13	99009-19400	D- 2								
97002-08030	B-13	99080-07600	C-11								
97011-06010	E-13	99226-00120	D-13								
97011-06020	D- 5	99236-00080	D- 5								
97021-06030	B-14	99236-00100	E-15								
97026-06012	B- 8	99510-08012	B-12								
97026-08035	D- 6		C- 7								
97601-04312	C- 2		C- 8								
97701-50012	F- 2		C- 8								
97706-40616	F- 6	99510-08016	B- 2								
97706-40620	F- 4		B-13								
	F- 4		C- 7								
	F- 4	99530-10014	C- 6								
	F- 4		C- 9								
97706-50012	D- 6	99530-14016	B- 3								
97780-50125	B-14		C- 6								
98501-04006	B- 2										
	D-11										
	D-12										
98501-05008	B-10										
98501-05010	C- 8										
98501-05012	C- 2										
98501-05016	B-14										
	F- 3										
98501-06010	B-12										
98501-06030	F- 3										
98501-06035	B-12										
98502-06016	F-11										
98503-06045	B-12										
98506-04012	E- 9										
98506-05010	B-10										
98506-05016	C- 2										
98506-05030	F- 9										
98506-05035	E- 8										
98506-05040	F- 9										
98506-06016	F-10										
98580-03010	F- 5										

INDEX

(INDIVIDUAL SPEC.)

NUMERICAL INDEX

PART NO.	GRID NO.	PART NO.	GRID NO.	PART NO.	GRID NO.	PART NO.	GRID NO.	PART NO.	GRID NO.	PART NO.	GRID NO.
3VD-Y2161-60	F-15 G- 3 G-11	3AJ-8431U-00	G- 7 G- 9 G-14	3GM-84344-00	F-15 G- 3 G- 5	2LA-84397-00	G- 9 G-14 H- 2	97706-40616	G- 5 G- 7 G- 9		
3VD-Y2161-70	G-13		H- 2		G- 7	2LA-84397-10	F-13		G-14		
3TD-13597-00	G-11	1FM-84314-H0	G- 5		G- 9		F-15		H- 2		
	G-13		H- 2		G-14		G- 3	98506-05030	H- 3		
4CM-13597-00	G-11	2F9-84314-00	F-13		H- 2		G- 7	92506-05040	H- 3		
4CM-14148-00	G-11	3VD-8432A-10	F-13	3VD-84359-00	F-13		G- 9				
	G-13	3VD-8432A-20	G- 3		F-15		G-14				
4CN-1490J-00	G-11	3VD-8432A-30	G- 9		G- 9		H- 2				
	G-13	3VD-8432A-40	F-15		G-14	3LA-84397-00	G- 5				
4CN-14900-00	G-11		G-14	3VD-84359-10	G- 3	3LA-84397-10	G- 5				
	G-13	3VD-8432A-50	G- 5		G- 5	11H-85110-01	G-13				
4CN-14901-00	G-11		H- 2		G- 7	23V-85110-00	G-13				
	G-13	3VD-8432A-70	G- 7	4CF-84359-10	H- 2	4CF-85130-00	H- 3				
4CN-14902-00	G-11	3VD-84320-10	F-13	3PE-84366-00	F-13	3HE-85132-00	G-13				
	G-13	3VD-84320-20	F-15		F-15	90149-04270	F-15				
3VD-21366-00	F-15 G- 3 G-11		G- 3 G- 9 G-14		G- 3 G- 5 G- 7		G- 3 G-11 H- 3				
	G-13	3VD-84320-50	G- 5		G- 9	90167-05025	H- 3				
3LD-21621-01	F-15		H- 2		G-14	90201-044A2	G-13				
	G- 3	3VD-84320-70	G- 7		H- 2		G-13				
	G-11	3VD-84330-00	F-13	2F9-84375-00	F-13	90201-047A2	F-15				
2LJ-21688-00	G-13		F-15		G- 5		G- 3				
2LJ-21689-00	G-13		G- 3		H- 2		G-11				
3VD-25876-00	G-13		G- 5	2LA-84375-00	F-13	90267-40073	F-15				
3VD-25886-00	G-13		G- 9	4DT-84378-00-P0	H- 3		G- 3				
1AE-82151-00	H- 3		G-14	4DT-84378-00-P2	H- 3		G-11				
2GH-82151-00	H- 3		H- 2	2LA-84393-00	F-13		G-13				
42X-82151-00	H- 3	3VD-84330-70	G- 7	3A1-84393-40	F-15	90267-40076	G-13				
4EP-82501-00	H- 3	2AY-84331-00	F-13		G- 3		G-13				
4CF-82590-10	H- 3		F-15		G- 7	90480-10258	F-15				
3YA-83350-10	H- 3		G- 3		G- 9		G- 3				
3VD-83670-10	G- 5		G- 5		G-14		G-11				
4EP-83969-00	H- 3		G- 7	46X-84396-00	F-15		G-13				
3MA-8430M-00	F-13		G- 9		G- 3	92990-04200	F-15				
	F-15		G-14		G- 7		G- 3				
	G- 3		H- 2		G- 9		G-11				
	G- 5	51L-84334-00	F-13		G-14		G-13				
	G- 7		F-15	2F9-84397-01	F-13	95021-06016	G-13				
	G- 9		G- 3		G- 5	95606-04100	F-15				
	G-14		G- 5		H- 2		G- 3				
	H- 2		G- 7	2GH-84397-00	F-13		G-11				
3AJ-8431U-00	F-13		G- 9	2LA-84397-00	F-13	95701-05500	G-13				
	F-15		H-14		F-15	97706-40616	F-13				
	G- 3		H- 2		G- 3		F-15				
	G- 5	3GM-84344-00	F-13		G- 7		G- 3				