



YAMAHA


PARTS CATALOGUE

XVZ13TD'90 (3JT2)

EUROPE

03JT-300E1

A2



A3

FOREWORD

This Parts Catalogue is related to the parts in use for the Yamaha XVZ13TD'90 (3JT2). When you are ordering replacement parts for the XVZ13TD'90 (3JT2), refer to this Parts Catalogue and quote both part numbers and part names correctly.

1. Modifications or additions which have been made after issue of the Parts Catalogue will be announced in the Yamaha Parts News.

It is advisable that according to the Yamaha Parts news you make necessary corrections to the Parts Catalogue on hand to keep it up-to-date.

2. Abbreviations

The following abbreviations are used in this Parts Catalogue.

U.R. Use size (thickness) and/or number as required.

U.N. Use as many as you need.

A.P. Alternate Parts

L.M. Local Made

F# Frame No. (Applicable machine No.)

3. The parts marked with (*) in the parts number column of this Catalogue are not supplied with by Yamaha, those have to be found locally.

4. Parts, which are to be supplied in the form of assemblies, are listed with an indentation of one letter's space, and a dot (.) is put against the name of each part.

EXAMPLE CARBURETOR ASS'Y

.JET, pilot

.NOZZLE, main

5. Indication of No. of constituent parts for assembly

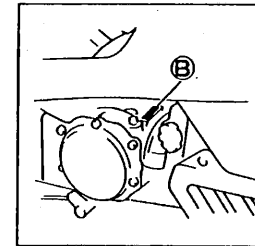
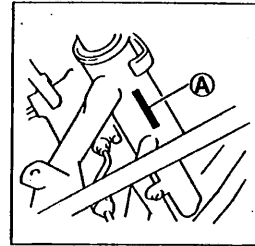
The numeral appearing to the right of each constituent part under the description indicates the quantity of such parts for each individual assembly unit.

EXAMPLE

Part No.	Description	Q'ty	Remarks
2F5-83310-60	FRONT FLASHER LIGHT ASS'Y	2	
115-83311-60	.BULB (6V-18W)	1	
1M1-83309-60	.REFLECTOR	1	

6. Initial Serial No.

(A) Frame Serial No.	3JT-001101 and following
(B) Engine Serial No.	3JT-001101 and following



Color Code	Color Name	Abbreviate
8B	DULL BLUE COCKTAIL 1	DBC1
RO	GRACEFUL MAROON	GRM

7. Applicable colors of graphics are represented in the "Remarks" column by the letter(s) appropriately picked out of the full word(s) showing such colors.

EXAMPLE

Part No.	Description	Q'ty	Remarks
2N4-24110-00-X5	FUEL TANK COMP.	1	MAXIM RED
3J1-24240-10	.GRAPHIC, fuel tank set	1	for MXR

CONTENTS

ENGINE

Cylinder Head	B2 ~ B3
Crankshaft · Piston	B4 ~ B5
Valve	B6 ~ B7
Camshaft · Chain	B8
Water Pump	B9 ~ B10
Radiator · Hose	B11 ~ B12
Oil Pump	B13
Oil Cleaner	B14 ~ B15
Intake	C2 ~ C3
Carburetor	C4 ~ C6
Exhaust	C7 ~ C8
Crankcase	C9 ~ C10
Crankcase Cover 1	C11 ~ C12
Starter · Clutch	C13
Clutch	C14 ~ C15
Transmission	D2
Middle Drive Gear	D3
Shift Cam · Fork	D4
Shift Shaft	D5 ~ D6

CHASSIS

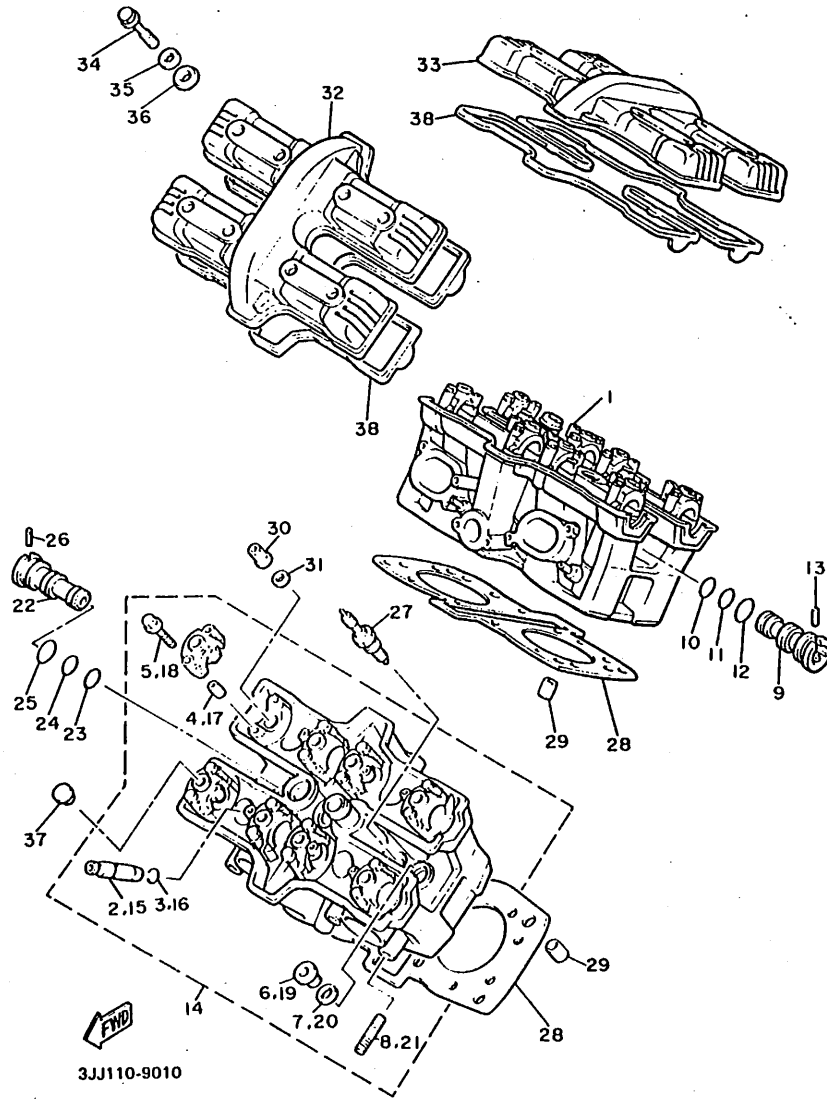
Frame	D7 ~ D8
Fender	D9 ~ D10
Side Cover	D11 ~ D13
Rear Arm	D14 ~ D15
Drive Shaft	E2 ~ E3
Rear Suspension	E4
Air Suspension Controller	E5 ~ E6
Steering	E7
Front Fork	E8 ~ E10
Fuel Tank	E11 ~ E12

Seat	E13
Front Wheel	E14
Front Brake Caliper	E15
Rear Wheel	F2 ~ F3
Rear Brake Caliper	F4
Steering Handle · Cable	F5 ~ F6
Front Master Cylinder	F7 ~ F8
Front Master Cylinder 2	F9
Stand · Footrest	F10 ~ F13
Rear Master Cylinder	F14
Cowling 1	F15 ~ G4
Cowling 2	G5 ~ G7
Cowling 3	G8 ~ G9
Saddlebag 1	G10 ~ G11
Saddlebag 2	G12 ~ G13
Travel bag	G14 ~ H2
Back Rest	H3 ~ H4
Guard	H5 ~ H6
Generator	H7
Starting Motor	H8
Flasher Light	H9
Meter	H10 ~ H11
Headlight	H12
Taillight	H13
Control unit	H14
Audio Equipment	H15 ~ i3
Handle Switch · Lever	i4
Electrical 1	i5
Electrical 2	i6 ~ i8

INDEX

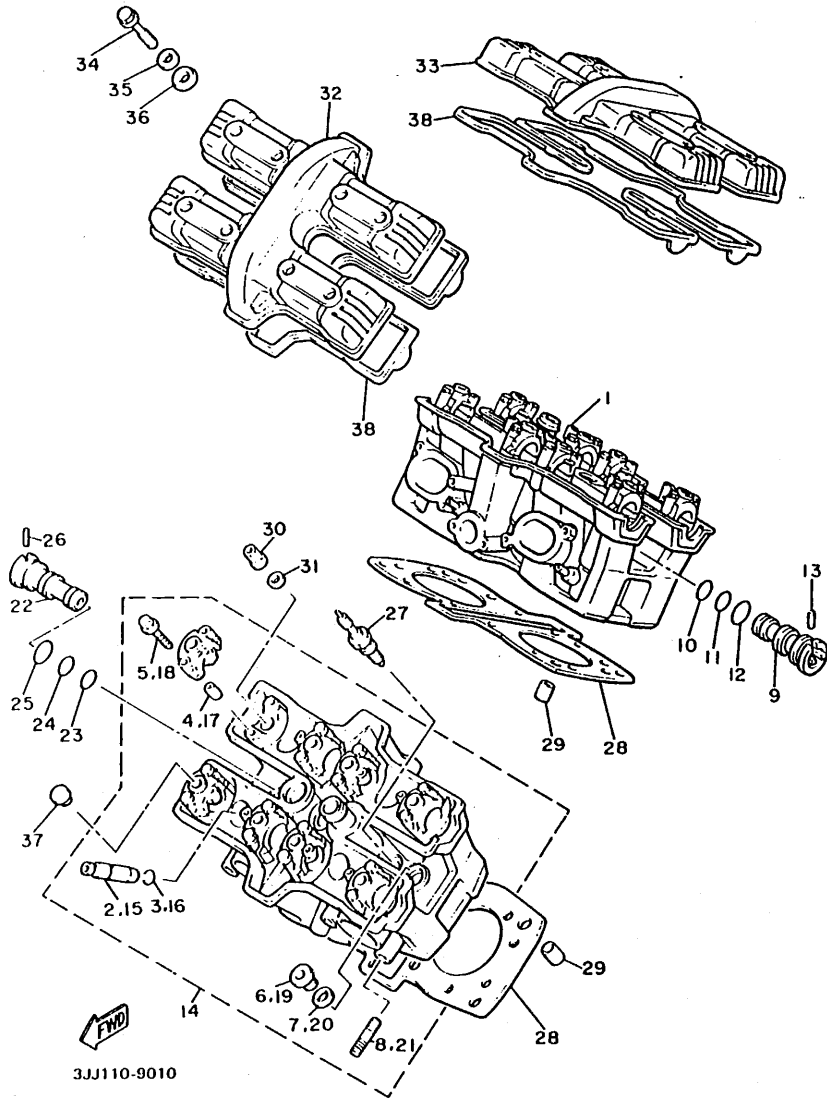
NUMERICAL INDEX	L1 ~ L7
-----------------------	---------

FIG. 1 CYLINDER HEAD



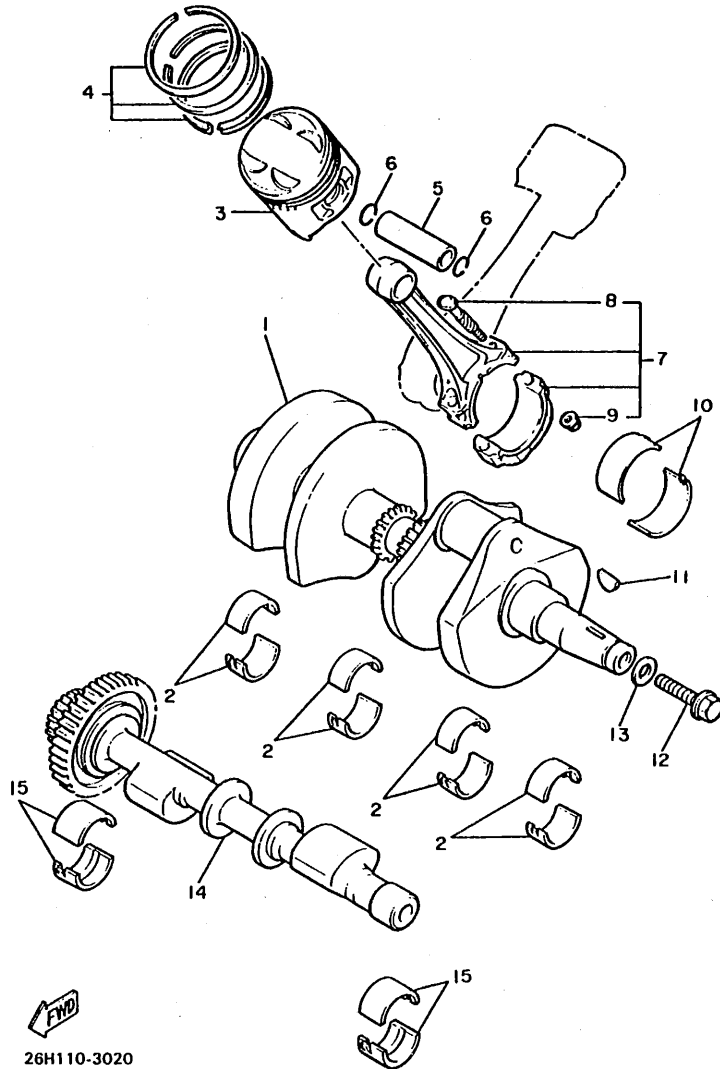
REF. NO.	PART NO.	DESCRIPTION	Q'TY	REMARKS
1	1NL-11110-00	CYLINDER HEAD ASSY	1	
2	26H-11133-10	.GUIDE, intake valve	8	
3	93440-12117	.CIRCLIP	8	
4	99510-08016	.PIN, dowel	16	
5	90105-06153	.BOLT, washer based	16	
6	90340-20090	.PLUG, straight screw	3	
7	90201-195F4	.WASHER, plate	3	
8	95911-08625	.BOLT, stud	4	
9	26H-12469-01	JOINT 1	1	
10	93210-16629	O-RING	1	
11	93210-18322	O-RING	1	
12	93210-21631	O-RING	1	
13	90254-03008	PIN, spring	1	
14	1NL-11120-00	CYLINDER HEAD ASSY 2	1	
15	26H-11133-10	.GUIDE, intake valve	8	
16	93440-12117	.CIRCLIP	8	
17	99510-08016	.PIN, dowel	16	
18	90105-06153	.BOLT, washer based	16	
19	90340-20090	.PLUG, straight screw	3	
20	90201-195F4	.WASHER, plate	3	
21	95911-08625	.BOLT, stud	4	
22	26H-12469-01	JOINT 1	1	
23	93210-16629	O-RING	1	
24	93210-18322	O-RING	1	
25	93210-21631	O-RING	1	
26	90254-03008	PIN, spring	1	
27	94701-00241	PLUG, spark (NGK DPR8EA-9)	4	UR
	94701-00242	PLUG, spark (ND X24EPR-U9)	4	UR

FIG. 1 CYLINDER HEAD



REF. NO.	PART NO.	DESCRIPTION	Q'TY	REMARKS
28	1NL-11181-00	GASKET, cylinder head 1	2	
29	99510-14016	PIN, dowel	4	
30	90179-10414	NUT	16	
31	90201-102G9	WASHER, plate	16	
32	26H-11191-01	COVER, cylinder head 1	1	
33	26H-11191-01	COVER, cylinder head 1	1	
34	90109-064F0	BOLT	16	
35	90209-11262	WASHER	16	
36	2GH-1111G-00	RUBBER, mount 1	16	
37	90338-10150	PLUG	16	
38	26H-11193-00	GASKET, head cover 1	2	

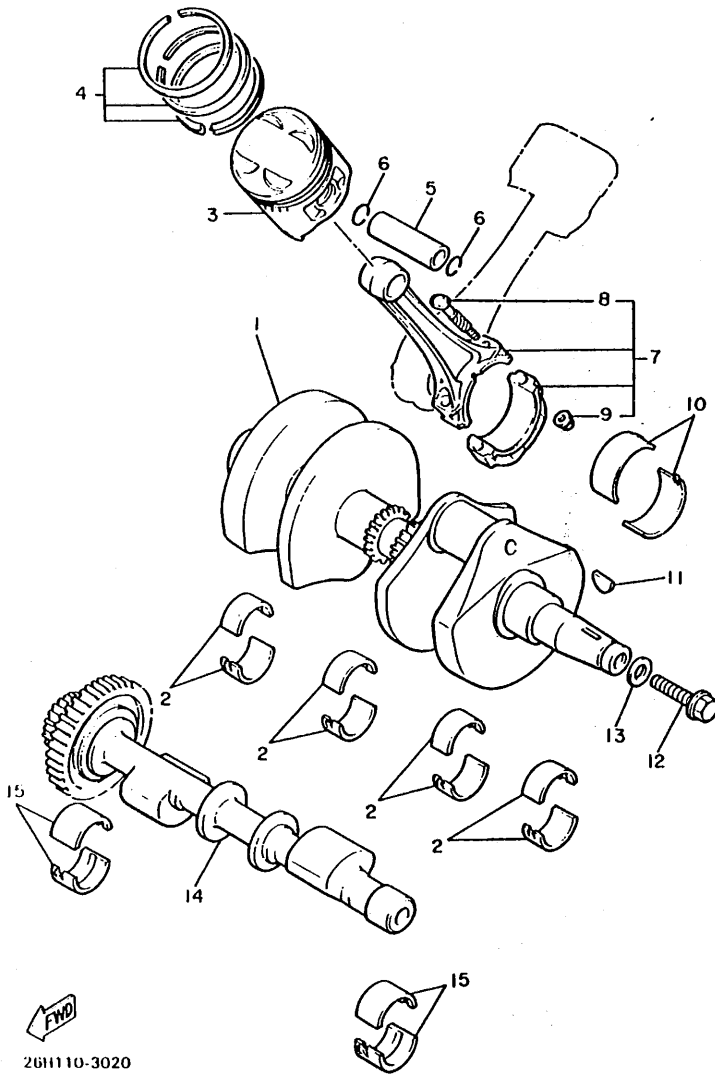
FIG. 2 CRANKSHAFT • PISTON



REF. NO.	PART NO.	DESCRIPTION	Q'TY	REMARKS
1	1FK-11400-00	CRANKSHAFT ASSY	1	
2	1FK-11416-01	PLANE BEARING, crankshaft 1	8	UR BLUE
	1FK-11416-11	PLANE BEARING, crankshaft 1	8	UR BLACK
	1FK-11416-21	PLANE BEARING, crankshaft 1	8	UR BROWN
	1FK-11416-31	PLANE BEARING, crankshaft 1	8	UR GREEN
	1FK-11416-41	PLANE BEARING, crankshaft 1	8	UR YELLOW
	1FK-11416-51	PLANE BEARING, crankshaft 1	8	UR PINK
	1FK-11416-61	PLANE BEARING, crankshaft 1	8	UR RED
3	1NL-11631-00-A0	PISTON (STD)	4	
	1NL-11635-00	PISTON (0.25MM O/S)	4	AP
	1NL-11636-00	PISTON (0.50MM O/S)	4	AP
4	1NL-11610-00	PISTON RING SET (STD)	4	
	1NL-11610-10	PISTON RING SET (1ST O/S)	4	AP
	1NL-11610-20	PISTON RING SET (2ND O/S)	4	AP
5	1FK-11633-00	PIN, piston	4	
6	93450-19095	CIRCLIP	8	
7	26H-11650-00	CONNECTING ROD ASSY	4	
8	26H-11654-00	.BOLT, connecting rod	2	
9	90179-08327	.NUT	2	
10	1FK-11656-00	PLANE BEARING, connecting rod	8	UR BLUE
	1FK-11656-10	PLANE BEARING, connecting rod	8	UR BLACK
	1FK-11656-20	PLANE BEARING, connecting rod	8	UR BROWN
	1FK-11656-30	PLANE BEARING, connecting rod	8	UR GREEN
	1FK-11656-40	PLANE BEARING, connecting rod	8	UR YELLOW
	1FK-11656-50	PLANE BEARING, connecting rod	8	UR PINK
11	90280-05029	KEY, woodruff	1	
12	90105-12374	BOLT, washer based	1	
13	90201-121H0	WASHER, plate	1	

FIG. 2 CRANKSHAFT • PISTON

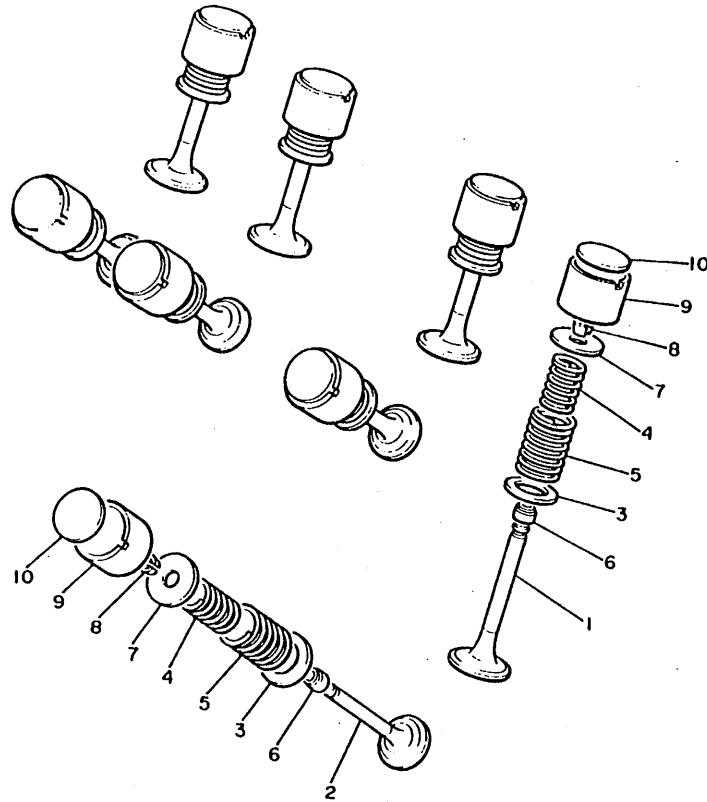
REF. NO.	PART NO.	DESCRIPTION	Q'TY	REMARKS
14	26H-11500-01	BALANCER ASSY	1	
15	26H-11413-01	BEARING,balance weight	4	UR BLUE
	26H-11413-11	BEARING,balance weight	4	UR BLACK
	26H-11413-21	BEARING,balance weight	4	UR BROWN
	26H-11413-31	BEARING,balance weight	4	UR GREEN
	26H-11413-41	BEARING,balance weight	4	UR YELLOW
	26H-11413-51	BEARING,balance weight	4	UR PINK
	26H-11413-61	BEARING,balance weight	4	UR RED



26H110-3020

B5

FIG. 3 VALVE .



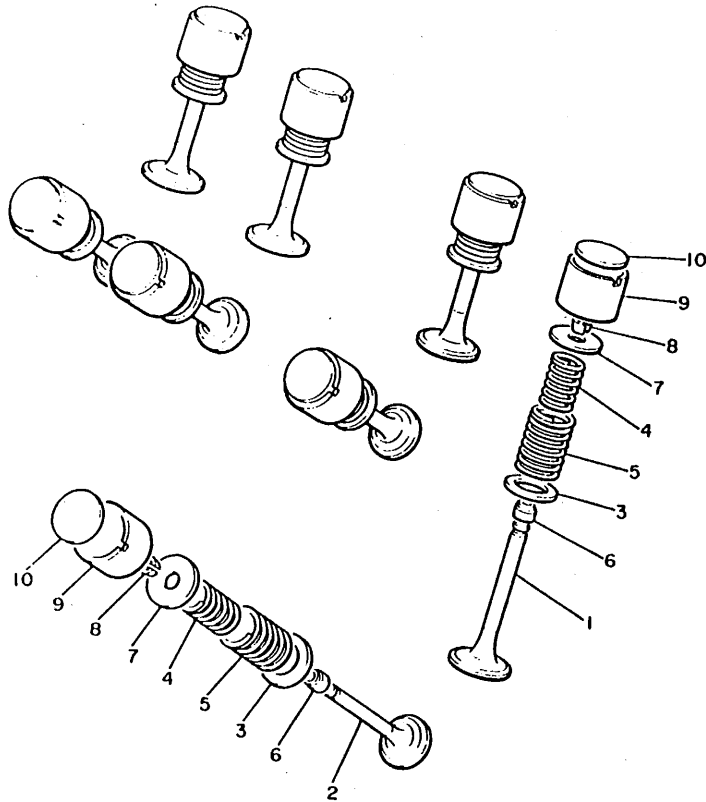
REF. NO.	PART NO.	DESCRIPTION	Q'TY	REMARKS
1	26H-12111-00	VALVE, intake	8	
2	26H-12121-00	VALVE, exhaust	8	
3	26H-12116-00	SEAT, valve spring	16	
4	26H-12113-00	SPRING, valve inner	16	
5	26H-12114-00	SPRING, valve outer	16	
6	26H-12119-00	SEAL, valve stem	16	
7	26H-12117-00	RETAINER, valve spring	16	
8	4G0-12118-00	COTTER, valve	32	
9	26H-12153-00-J0	LIFTER, valve(O/S)	16	UR
	26H-12153-00-Y0	LIFTER, valve	16	UR
10	26H-12168-00	PAD, adjusting (2.00)	16	UR
	26H-12168-20	PAD, adjusting (2.05)	16	UR
	26H-12168-40	PAD, adjusting (2.10)	16	UR
	26H-12168-60	PAD, adjusting (2.15)	16	UR
	26H-12168-80	PAD, adjusting (2.20)	16	UR
	26H-12168-A0	PAD, adjusting (2.25)	16	UR
	26H-12168-F0	PAD, adjusting (2.30)	16	UR
	26H-12168-H0	PAD, adjusting (2.35)	16	UR
	26H-12168-K0	PAD, adjusting (2.40)	16	UR
	26H-12168-M0	PAD, adjusting (2.45)	16	UR
	26H-12168-R0	PAD, adjusting (2.50)	16	UR
	26H-12168-U0	PAD, adjusting (2.55)	16	UR
	26H-12168-W0	PAD, adjusting (2.60)	16	UR
	26H-12168-Y0	PAD, adjusting (2.65)	16	UR
	26H-12169-10	PAD, adjusting (2.70)	16	UR
	26H-12169-30	PAD, adjusting (2.75)	16	UR
	26H-12169-50	PAD, adjusting (2.80)	16	UR
	26H-12169-70	PAD, adjusting (2.85)	16	UR



59J110-5030

B6

FIG. 3 VALVE



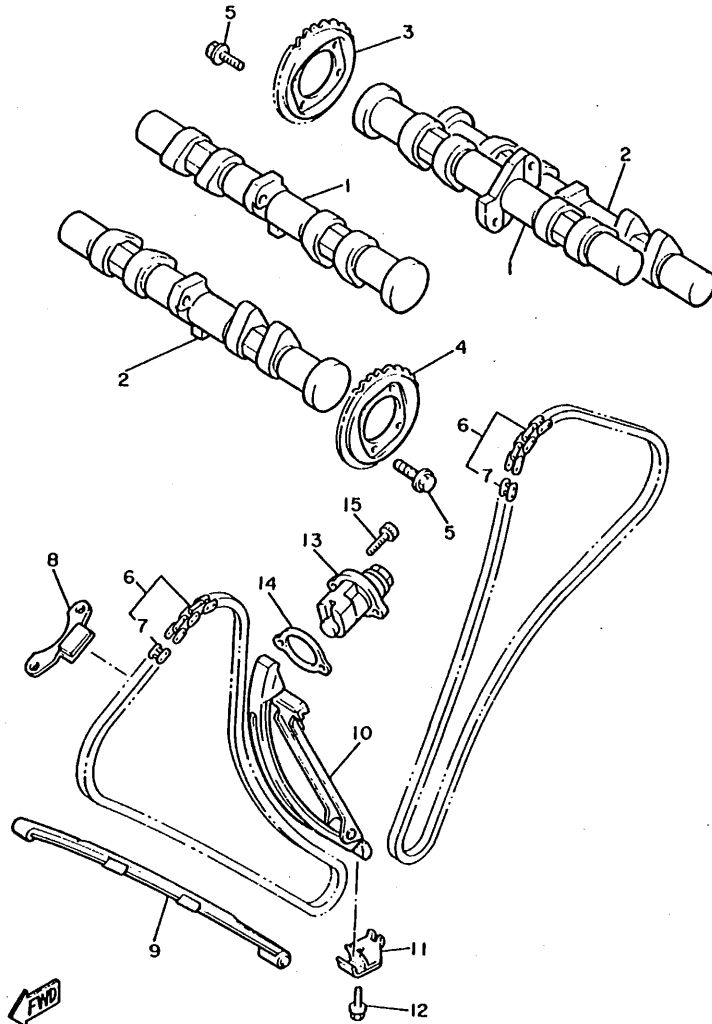
REF. NO.	PART NO.	DESCRIPTION	QTY	REMARKS
10	26H-12169-90	PAD, adjusting (2.90)	16	UR
	26H-12169-E0	PAD, adjusting (2.95)	16	UR
	26H-12169-G0	PAD, adjusting (3.00)	16	UR
	26H-12169-J0	PAD, adjusting (3.05)	16	UR
	26H-12169-L0	PAD, adjusting (3.10)	16	UR
	26H-12169-N0	PAD, adjusting (3.15)	16	UR
	26H-12169-T0	PAD, adjusting (3.20)	16	UR



59J110-5030

B7

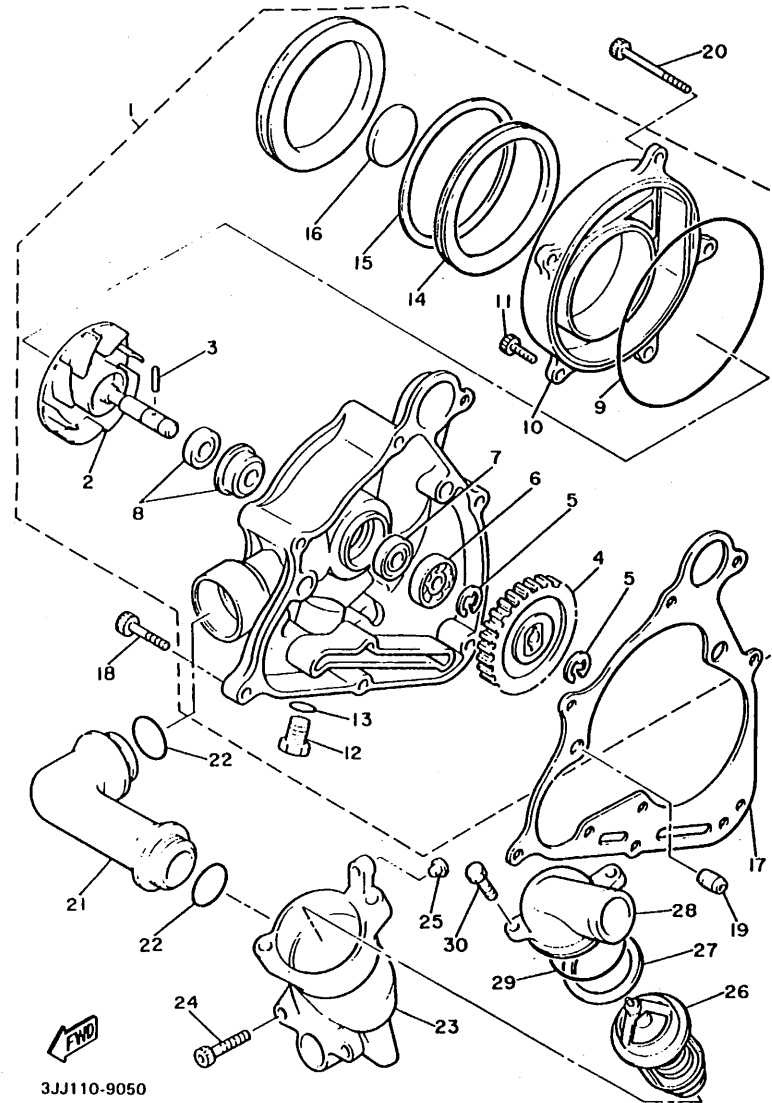
FIG. 4 CAMSHAFT • CHAIN



3JS332-9040

REF. NO.	PART NO.	DESCRIPTION	Q'TY	REMARKS
1	2WT-12171-00	CAMSHAFT 1	2	
2	1NL-12181-00	CAMSHAFT 2	2	
3	26H-12176-02	SPROCKET, cam chain	2	
4	26H-12177-01	SPROCKET, cam chain	2	
5	90105-07087	BOLT, washer based	8	
6	94580-81118	CHAIN (D.I.D 219FTS118LL)	2	
7	94600-02001	JOINT, chain (BF05M)	1	TSUBAKIMOTO
8	26H-12241-00	GUIDE, stopper 2	2	
9	26H-12251-00	DAMPER, chain 1	2	
10	26H-12252-00	DAMPER, chain 2	2	
11	26H-12233-00	PLATE, guide stopper 1	1	
12	95821-08025	BOLT, flange	1	
13	26H-12210-02	TENSIONER ASSY, cam chain	2	
14	26H-12213-00	GASKET, tensioner case	2	
15	91311-06020	BOLT	4	

FIG. 5 WATER PUMP

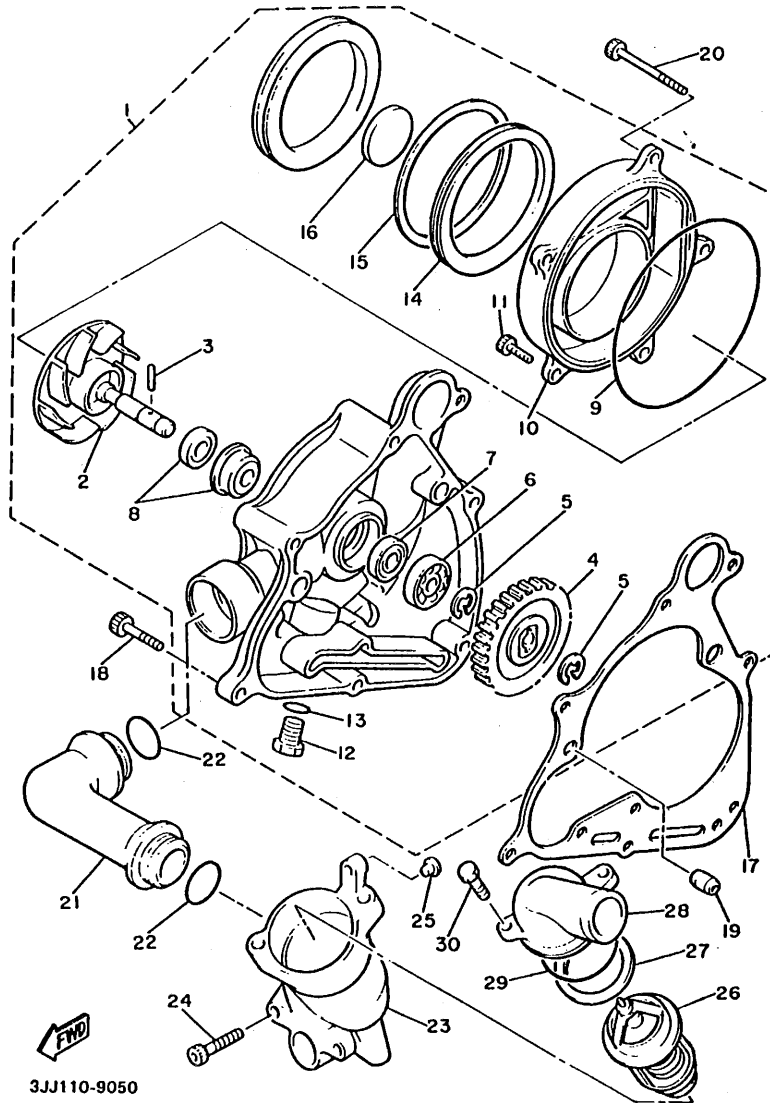


3JJ110-9050

REF. NO.	PART NO.	DESCRIPTION	Q'TY	REMARKS
1	26H-12420-01	WATER PUMP ASSY	1	
2	1FK-12450-00	IMPELLER SHAFT ASSY	1	
3	93603-14026	PIN, dowel	1	
4	26H-12459-00	GEAR, impeller shaft (31T)	1	
5	99009-10400	CIRCLIP	2	
6	93306-00004	BEARING	1	
7	93101-10090	OIL SEAL	1	
8	11H-12438-00	SEAL, mechanical	1	
9	93211-16591	O-RING	1	
10	26H-12422-00	COVER, housing	1	
11	91311-06016	BOLT	2	
12	11H-13455-00	PLUG	1	
13	214-11198-01	GASKET	1	
14	26H-15337-01	DAMPER 4	1	
15	90468-98132	CLIP	1	
16	26H-15338-00	DAMPER, engine mount 5	1	
17	26H-12449-00	GASKET, water pump	1	
18	91311-06025	BOLT	4	
19	99530-10014	PIN, dowel	2	
20	91311-06065	BOLT	3	
21	26H-12446-00	JOINT	1	
22	93210-27194	O-RING	2	
23	26H-12417-00	HOUSING, thermostat	1	
24	91311-06020	BOLT	2	
25	90338-06134	PLUG	1	
26	11H-12410-00	THERMOSTAT ASSY	1	
27	11H-12412-00	SEAL, thermostat	1	
28	26H-12413-00	COVER, thermostat	1	

B9

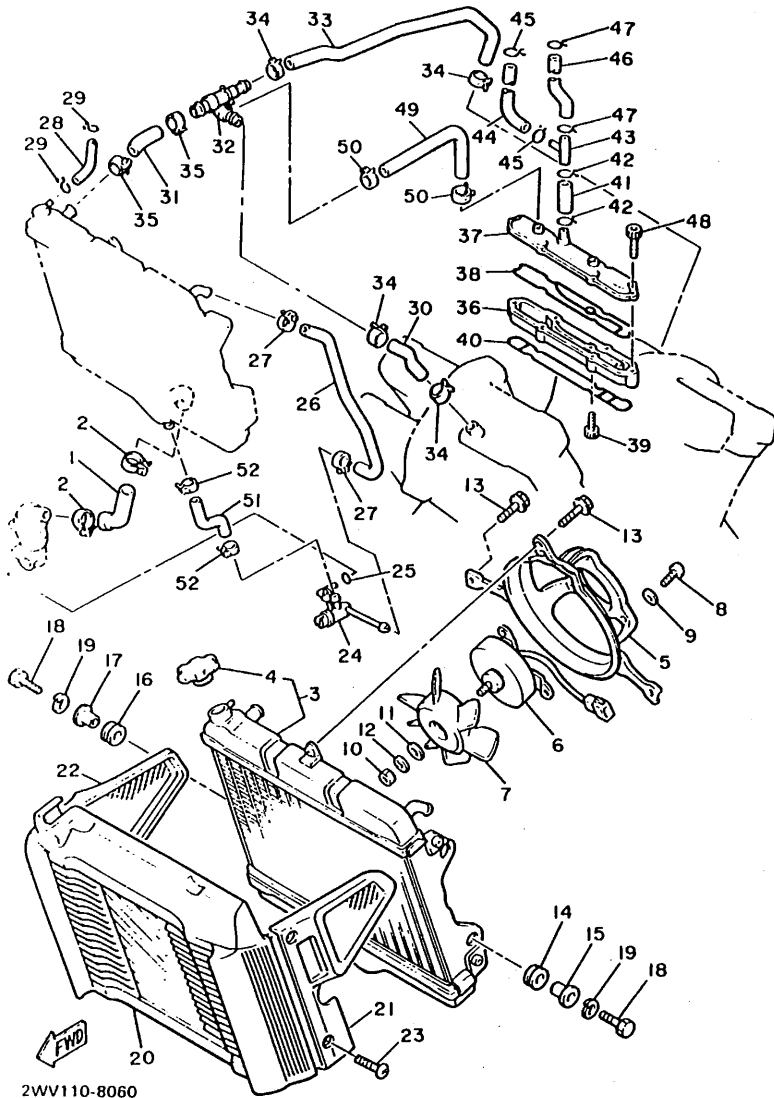
FIG. 5 WATER PUMP



REF. NO.	PART NO.	DESCRIPTION	Q'TY	REMARKS
29	93210-45511	O-RING	1	
30	90110-06084	BOLT, hexagon socket head	2	

B10

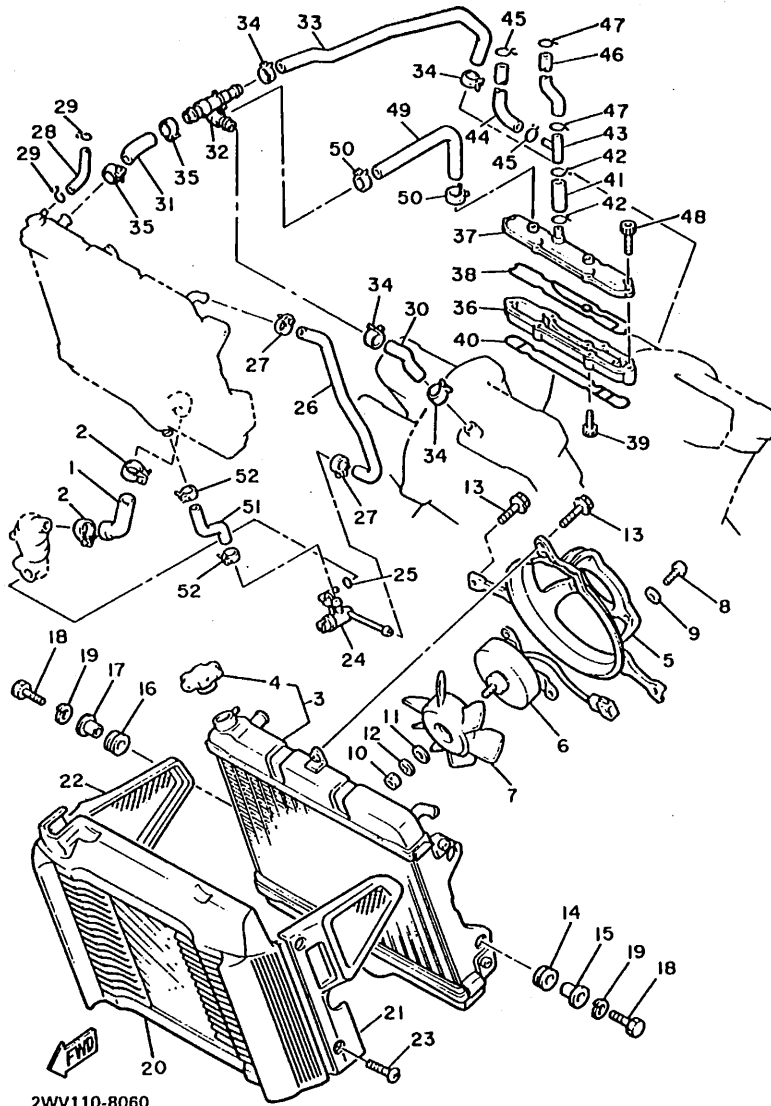
FIG. 6 RADIATOR HOSE



2WV110-8060

REF. NO.	PART NO.	DESCRIPTION	Q'TY	REMARKS
1	26H-12578-00	HOSE 3	1	
2	90460-38285	CLAMP, hose	2	
3	26H-12461-00	RADIATOR ASSY	1	
4	26H-12462-00	.CAP, radiator	1	
5	26H-12620-00	AIR SHROUD ASSY	1	
6	26H-12630-00	MOTOR ASSY	1	
7	26H-12611-00	FAN	1	
8	98501-05008	SCREW, pan head	3	
9	92901-05600	WASHER, plate	3	
10	95303-05600	NUT	1	
11	11H-12673-00	WASHER	1	
12	92990-05300	WASHER, internal tooth	1	
13	11H-12675-00	BOLT, blower holding	3	
14	90480-18276	GROMMET	2	
15	90387-07037	COLLAR	2	
16	90480-19283	GROMMET	2	
17	90387-06033	COLLAR	2	
18	97001-06020	BOLT	4	
19	92990-06100	WASHER, spring	4	
20	26H-1246F-01	COVER 3	1	
21	26H-1246G-01	COVER 4	1	
22	26H-1246H-01	COVER 5	1	
23	90154-05001	SCREW, binding	4	
24	26H-12560-00	DRAIN COCK ASSY.	1	
25	93210-14104	O-RING	1	
26	26H-12566-01	PIPE, bypass	1	
27	90460-15227	CLAMP, hose	2	
28	90445-09107	HOSE	1	

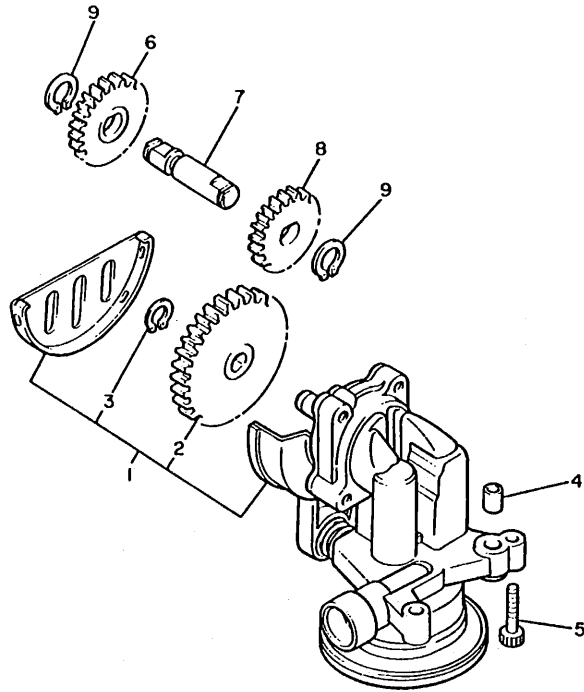
FIG. 6 RADIATOR HOSE



2WV110-8060

REF. NO.	PART NO.	DESCRIPTION	Q'TY	REMARKS
29	90467-08003	CLIP	2	
30	26H-12676-01	HOSE 1	1	
31	26H-12579-01	HOSE 4	1	
32	1NL-12479-01	JOINT	1	
33	26H-12677-01	HOSE 2	1	
34	90467-23067	CLIP	4	
35	90460-38285	CLAMP, hose	2	
36	26H-1246A-02	COVER 1	1	
37	26H-1246E-02	COVER 2	1	
38	26H-12428-00	GASKET, housing cover 2	1	
39	91311-06016	BOLT	4	
40	26H-12427-00	GASKET, housing cover 1	1	
41	90445-162A0	HOSE	1	
42	90467-14015	CLIP	2	
43	90413-12017	WAY 3	1	
44	90445-11637	HOSE	1	
45	90467-11102	CLIP	2	
46	47G-11166-00	PIPE, breather 1	1	
47	90467-14015	CLIP	2	
48	91311-06040	BOLT	6	
49	26H-12589-00	HOSE 6	1	
50	90467-11090	CLIP	2	
51	26H-12588-01	HOSE 5	1	
52	90460-15227	CLAMP, hose	2	

FIG. 7 OIL PUMP

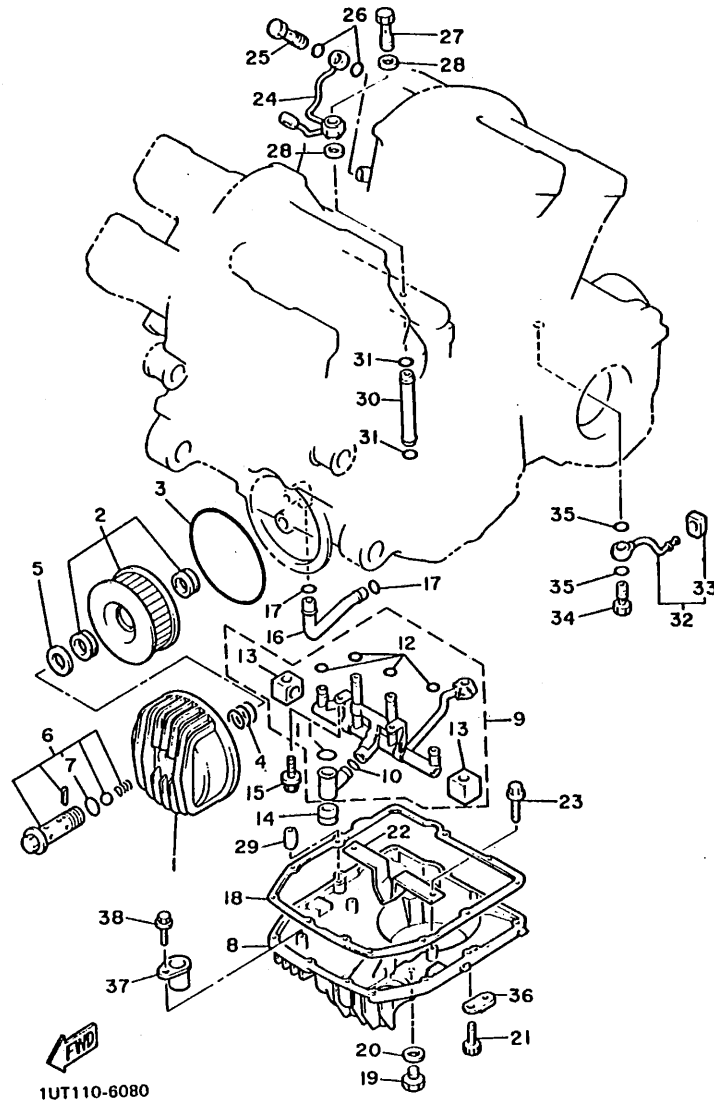


REF. NO.	PART NO.	DESCRIPTION	Q'TY	REMARKS
1	26H-13300-02	OIL PUMP ASSY	1	
2	26H-13325-00	.GEAR, pump driven (28T)	1	
3	99009-11400	.CIRCLIP	1	
4	99530-10014	PIN, dowel	2	
5	91316-06025	BOLT	3	
6	26H-13351-01	GEAR, pump idle 1 (16T)	1	
7	26H-13342-00	SHAFT, idle gear	1	
8	26H-13361-00	GEAR, pump idle 2 (15T)	1	
9	99009-12400	CIRCLIP	2	



26H110-3070

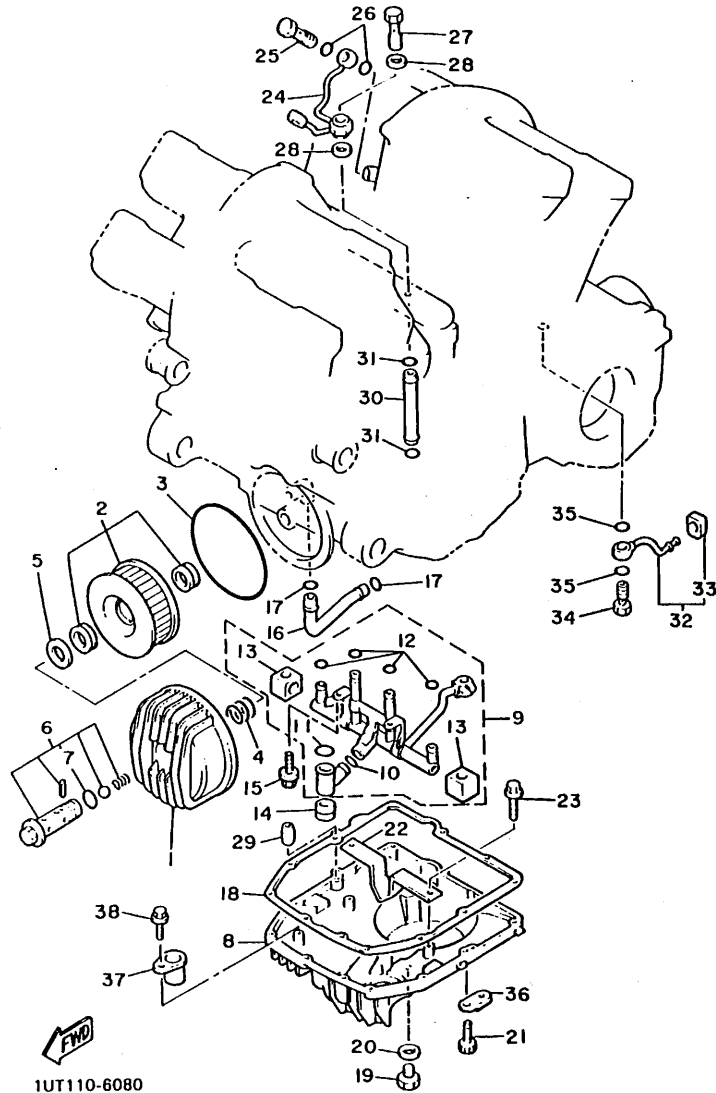
FIG. 8 OIL CLEANER



1UT110-6080

REF. NO.	PART NO.	DESCRIPTION	Q'TY	REMARKS
1	26H-13447-01	COVER, oil element	1	
2	1J7-13441-10	ELEMENT, oil cleaner	1	
3	93211-17317	O-RING	1	
4	90501-18433	SPRING, compression	1	
5	90201-21608	WASHER, plate	1	
6	2H7-13340-00	BY-PASS VALVE ASSY	1	
7	93210-16314	O-RING	1	
8	26H-13417-01	COVER, strainer	1	
9	26H-Y1319-01	DELIVERY PIPE ASS'Y	1	
10	93210-13361	O-RING	1	
11	93210-14637	O-RING	1	
12	93210-06667	O-RING	4	
13	26H-15365-00	GROMMET	2	
14	26H-15366-00	GROMMET	1	
15	95811-06012	BOLT, flange	2	
16	26H-13161-00	PIPE, delivery 1	1	
17	93210-14579	O-RING	2	
18	26H-13414-00	GASKET, strainer cover	1	
19	11H-13455-00	PLUG	1	
20	214-11198-01	GASKET	1	
21	90110-06138	BOLT, hexagon socket head	12	
22	26H-13337-01	PLATE, baffle lower	1	
23	95811-06012	BOLT, flange	2	
24	26H-13181-02	PIPE, delivery 3	1	
25	90401-08038	BOLT, union	2	
26	90201-08087	WASHER, plate	4	
27	90401-10108	BOLT, union	1	
28	90201-11723	WASHER, plate	2	

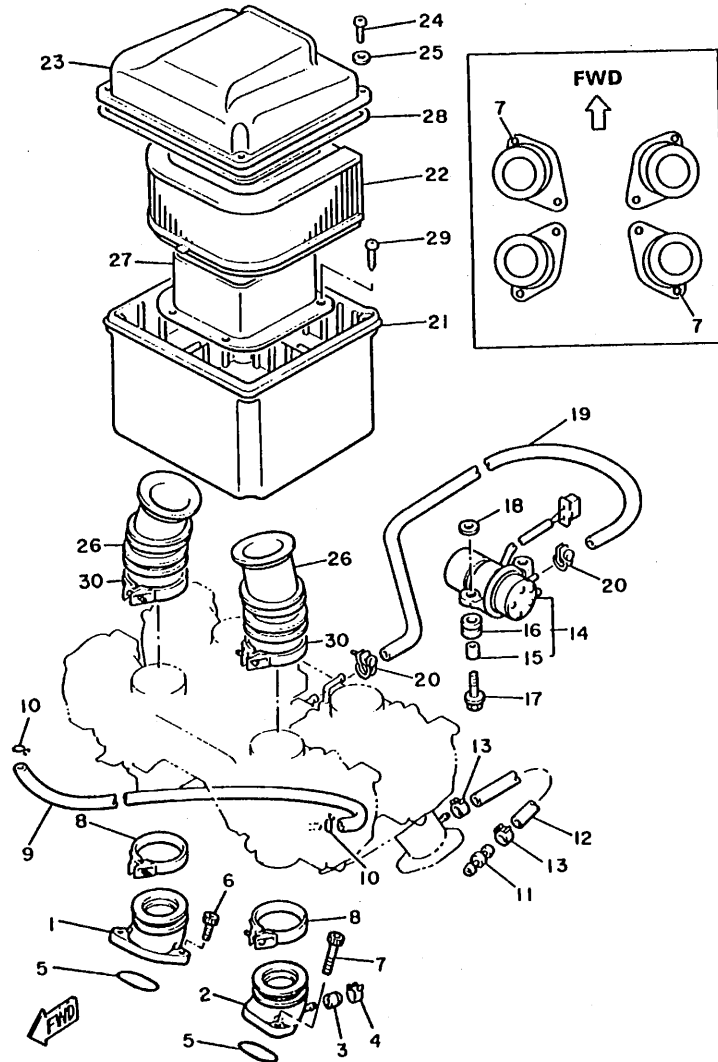
FIG. 8 OIL CLEANER



1UT110-6080

REF. NO.	PART NO.	DESCRIPTION	Q'TY	REMARKS
29	99510-08016	PIN, dowel	2	
30	26H-13171-00	PIPE, delivery 2	1	
31	93210-06667	O-RING	2	
32	26H-13416-00	PIPE, oil 1	1	
33	26H-13476-00	GASKET	1	
34	90401-08093	BOLT, union	1	
35	90201-08087	WASHER, plate	2	
36	90465-08193	CLAMP	1	
37	1FK-13151-00	STAY	1	
38	95811-06012	BOLT, flange	1	

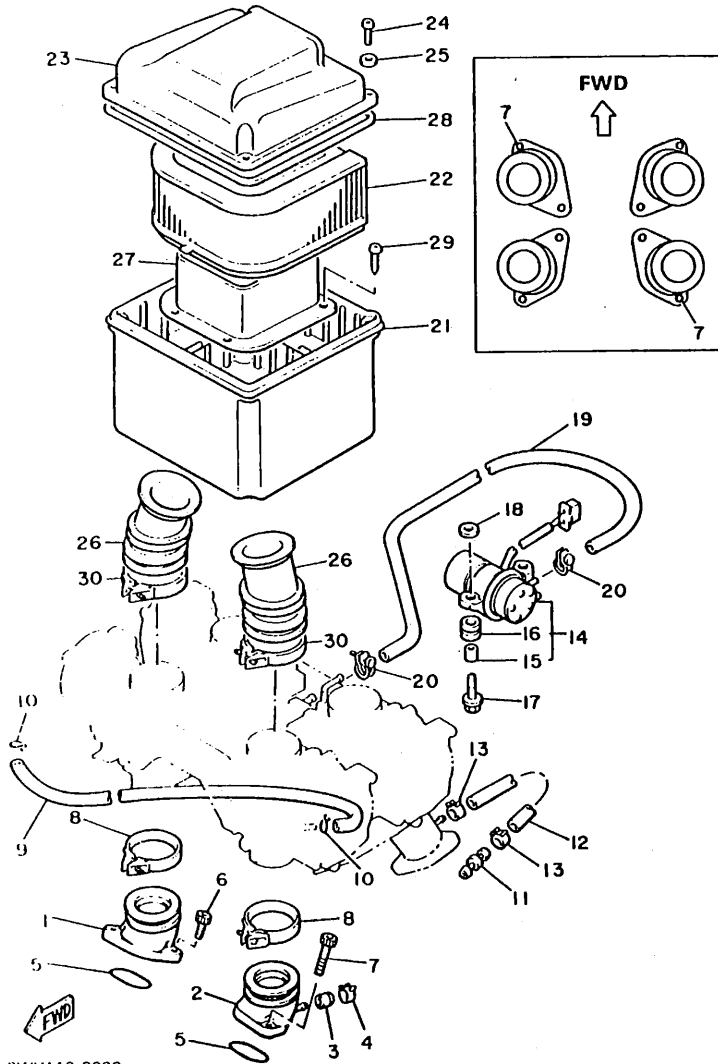
FIG. 9 INTAKE



2WV110-8090

REF. NO.	PART NO.	DESCRIPTION	Q'TY	REMARKS
1	26H-13586-00	JOINT, carburetor 1	2	
2	26H-13596-00	JOINT, carburetor 2	2	
3	16G-13569-00	PLUG, blind	3	
4	90467-10039	CLIP	3	
5	93210-45578	O-RING	4	
6	91316-06020	BOLT	6	
7	91311-06016	BOLT	2	
8	90450-53003	HOSE CLAMP ASSY	4	
9	90445-08674	HOSE	1	
10	90467-08021	CLIP	2	
11	41R-14489-00	NOZZLE	1	
12	90445-090A9	HOSE	1	
13	90467-08092	CLIP	2	
14	1NL-13907-00	FUEL PUMP COMP.	1	
15	90387-060A7	.COLLAR	2	
16	90480-15235	.GROMMET	2	
17	95816-06016	BOLT, flange	2	
18	90209-06174	WASHER	2	
19	90445-12722	HOSE	1	
20	90460-11149	CLAMP, hose	2	
21	26H-14411-00	CASE, air cleaner 1	1	
22	26H-14451-00	ELEMENT, air cleaner	1	
23	26H-14412-00	CAP, cleaner case 1	1	
24	98501-05020	SCREW, pan head	4	
25	92901-05600	WASHER, plate	4	
26	26H-14453-00	JOINT, air cleaner 1	4	
27	26H-14437-00	DUCT	1	
28	1VJ-14462-00	SEAL	1	

FIG. 9 INTAKE



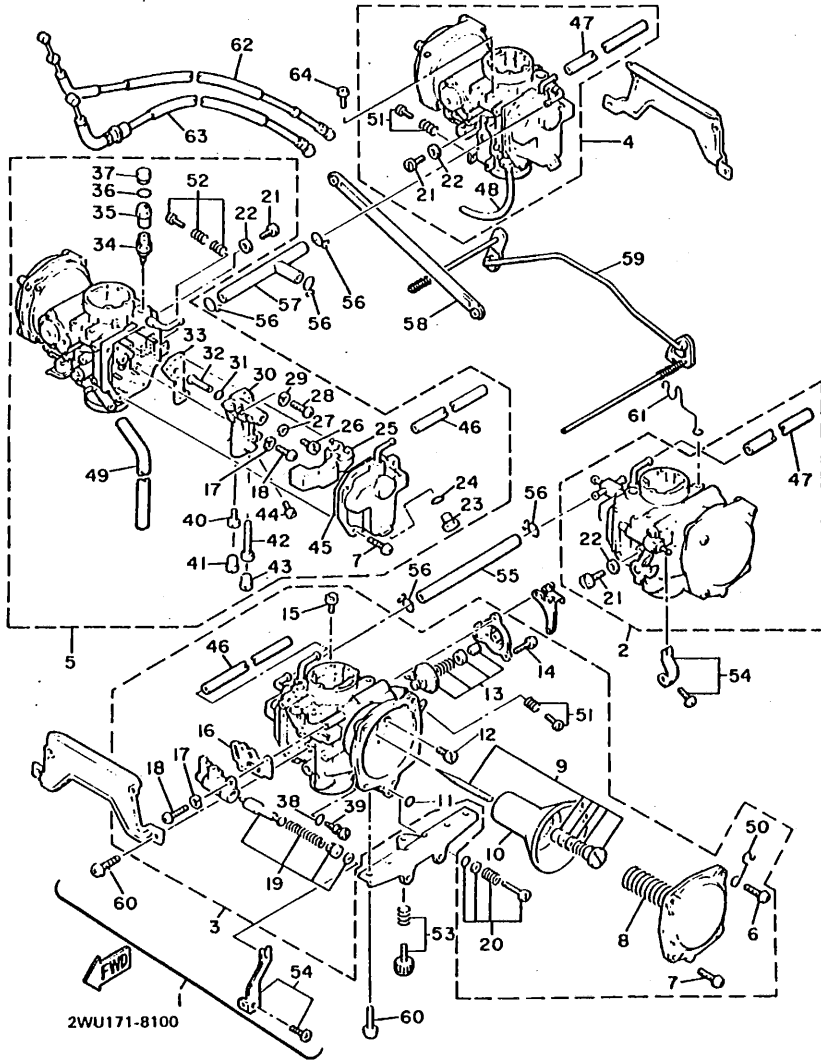
REF. NO.	PART NO.	DESCRIPTION	Q'TY	REMARKS
----------	----------	-------------	------	---------

29	97780-60112	SCREW, tapping	4	
30	90460-58204	CLAMP, hose	4	

2WV110-8090

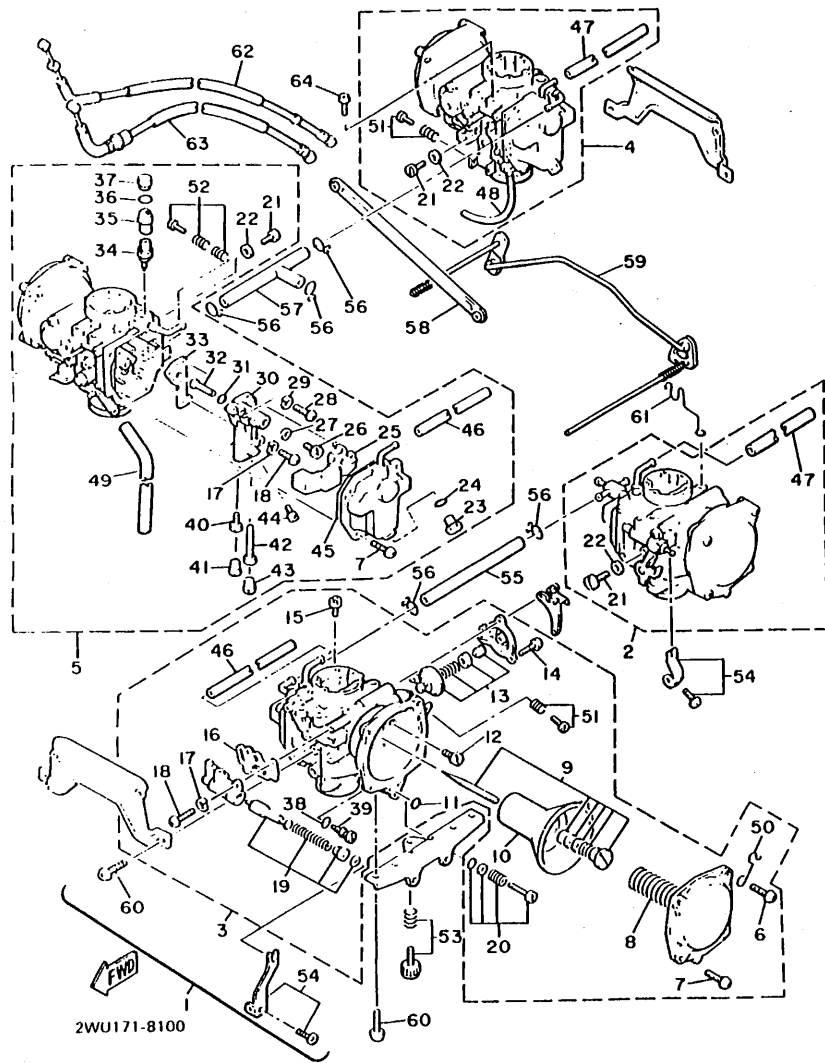
C3

FIG. 10 CARBURETOR



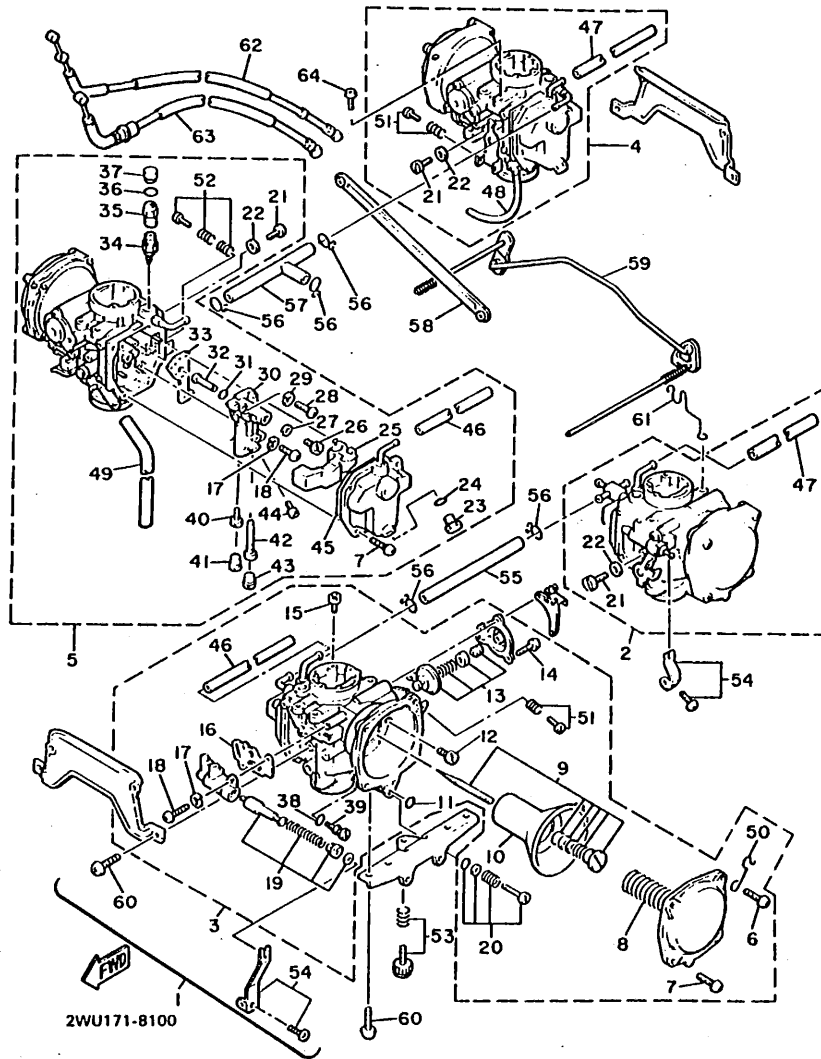
REF. NO.	PART NO.	DESCRIPTION	Q'TY	REMARKS
1	1UM-14900-01	CARBURETOR ASSY	1	
2	1UM-14901-01	..CARBURETOR ASSY 1	1	
3	1UM-14902-01	..CARBURETOR ASSY 2	1	
4	1UM-14903-01	..CARBURETOR ASSY 3	1	
5	1UM-14904-01	..CARBURETOR ASSY 4	1	
6	90157-05050	..SCREW, pan head	1	
7	98501-05012	..SCREW, pan head	7	
8	1FK-14933-00	..SPRING, diaphragm	1	
9	1UM-1490J-00	..NEEDLE SET	1	
10	1FK-14940-00	..DIAPHRAGM ASSY	1	
11	93210-03119	..O-RING	1	
12	3G2-14231-30	..JET, main (#150)	1	
13	26H-1490H-00	..DIAPHRAGM SET, 5	1	
14	98580-04010	..SCREW, pan head	3	UR #3, 4
	98511-04012	..SCREW, pan head	3	UR #1, 2
15	3G2-14231-16	..JET, power (# 80)	1	
16	22U-14536-00	..GASKET	1	
17	92902-04100	..WASHER, spring	4	
18	98511-04012	..SCREW, pan head	4	
19	11H-1410A-00	..STARTER SET	1	
20	12R-14105-00	..PILOT SCREW SET	1	
21	341-14991-00	..SCREW	1	#1, 3, 4
22	26H-14952-00	..WASHER	1	#1, 3, 4
23	22U-14115-00	..PLUG, screw	1	
24	22U-14561-00	..O-RING	1	
25	1FK-14985-00	..FLOAT	1	
26	22U-14565-00	..SCREW	1	
27	137-14153-00	..WASHER, main jet	1	

FIG. 10 CARBURETOR



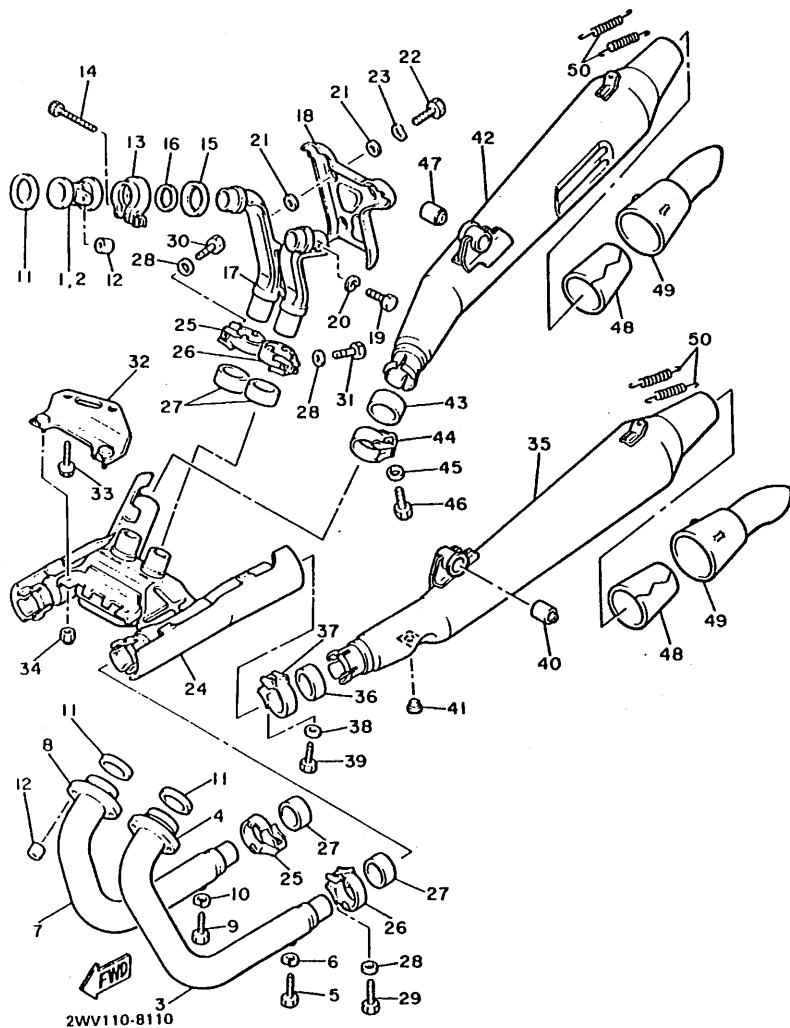
REF. NO.	PART NO.	DESCRIPTION	Q'TY	REMARKS
28	98506-04018	..SCREW, pan head	1	
29	92901-04100	..WASHER, spring	1	
30	26H-1411A-00-09	..BLOCK JET ASSY	1	
31	22U-14147-00	..O-RING	1	
32	26H-14941-90	..NOZZLE, main	1	
33	22U-14199-00	..GASKET	1	
34	1FK-14190-15	..NEEDLE VALVE ASSY	1	
35	1J7-14994-00	..NET, filter	1	
36	1FK-14147-00	..O-RING	1	
37	41R-14118-01	..CAP	1	
38	241-14147-00	..O-RING	1	
39	2L1-14191-00	..PLUG, drain	1	
40	4G0-14142-37-A0	..JET, pilot (#37.5)	1	
41	22V-14968-00	..CAP	1	
42	26H-1414G-00	..PIPE, main breed	1	
43	22U-14968-00	..CAP	1	
44	3G2-14231-25	..JET, main (#125)	1	
45	22V-14147-00	..O-RING	1	
46	1NL-14197-00	..PIPE	1	#2, 4
47	1UM-14197-00	..PIPE	1	#1, 3
48	41R-14193-00	..PIPE	1	#2, 3
49	41U-14193-00	..PIPE	1	#1, 4
50	31M-14139-00	..CLIP, pipe	1	#2
51	41W-1490K-00	..STOP SCREW SET	1	#2, 3
52	41V-1490K-00	..STOP SCREW SET	1	#4
53	41V-14103-00	..THROTTLE SCREW SET	1	
54	41V-1490M-00	..STARTER LEVER SET, 2	4	
55	31H-14987-00	..HOSE	1	

FIG. 10 CARBURETOR



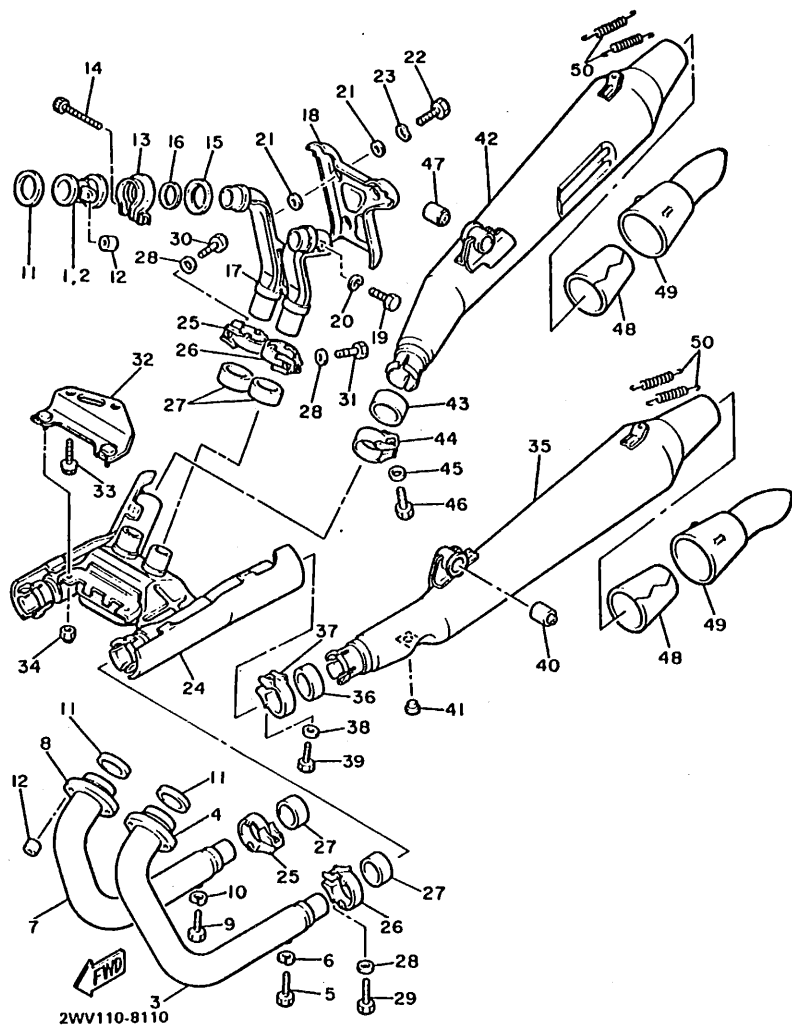
REF. NO.	PART NO.	DESCRIPTION	Q'TY	REMARKS
56	90467-10008	.CLIP	5	
57	26H-14987-00	.HOSE	1	
58	41V-14504-00	.ROD SET	1	
59	41V-1490L-00	.STARTER LEVER SET, 1	1	
60	92501-06010	.SCREW, pan head	16	
61	26H-14139-00	.CLIP, pipe	1	
62	41V-2631J-00	.CABLE, throttle 4	1	
63	41V-26313-01	.CABLE, throttle 3	1	
64	98501-05008	.SCREW, pan head	9	

FIG. 11 EXHAUST



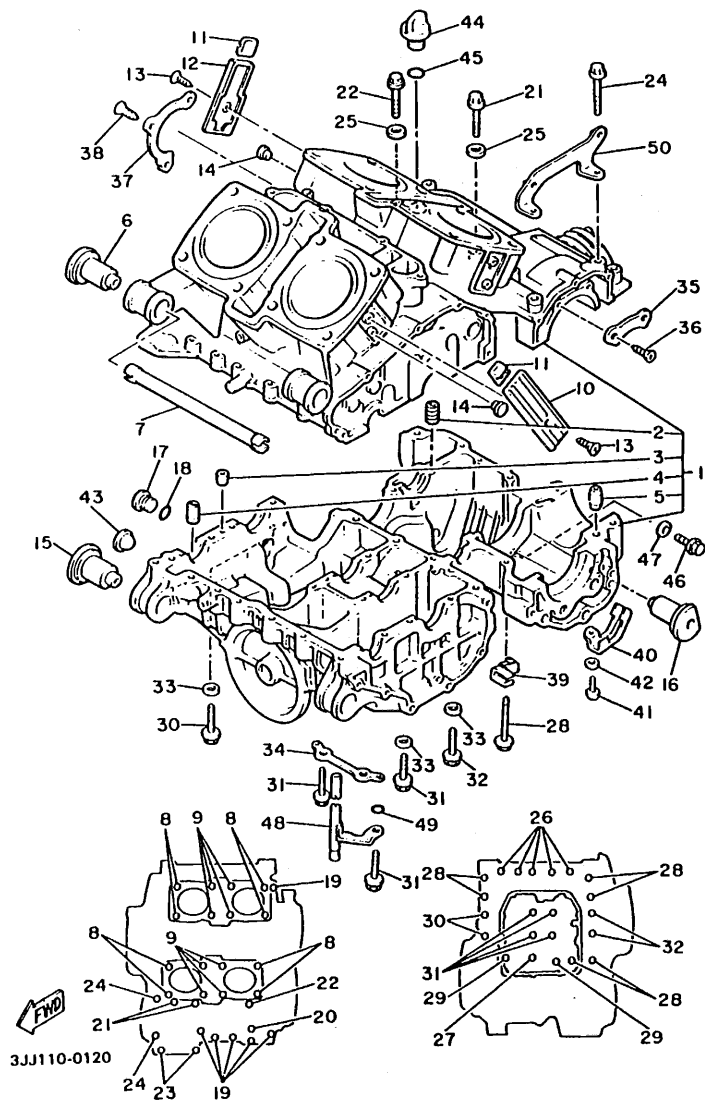
REF. NO.	PART NO.	DESCRIPTION	Q'TY	REMARKS
1	26H-14611-01	PIPE, exhaust 1	1	REAR LEFT
2	26H-14631-01	PIPE, exhaust 3	1	REAR RIGHT
3	26H-14621-02	PIPE, exhaust 2	1	FRONT LEFT
4	26H-14612-00	NUT, ring	1	
5	90101-06576	BOLT	1	
6	92990-06100	WASHER, spring	1	
7	26H-14641-02	PIPE, exhaust 4	1	FRONT RIGHT
8	26H-14612-00	NUT, ring	1	
9	90101-06576	BOLT	1	
10	92990-06100	WASHER, spring	1	
11	90430-38054	GASKET	4	
12	90179-08442	NUT	8	
13	26H-14715-01	BAND, muffler	2	
14	90110-06054	BOLT, hexagon socket head	2	
15	26H-14618-00	RING, stopper	2	
16	26H-14613-01	GASKET, exhaust pipe	2	
17	26H-14615-01	JOINT, exhaust 1	1	
18	26H-14624-01	COVER, exhaust	1	
19	90101-06576	BOLT	2	
20	92990-06100	WASHER, spring	2	
21	90202-06010	WASHER, plate	6	
22	90101-06576	BOLT	3	
23	90206-06060	WASHER, wave	3	
24	47G-14731-00	CHAMBER 1	1	
25	26H-14788-01	BAND, silencer	2	
26	26H-14789-01	BAND, silencer	2	
27	26H-14623-01	GASKET, exhaust pipe	4	
28	92901-08600	WASHER, plate	4	

FIG. 11 EXHAUST



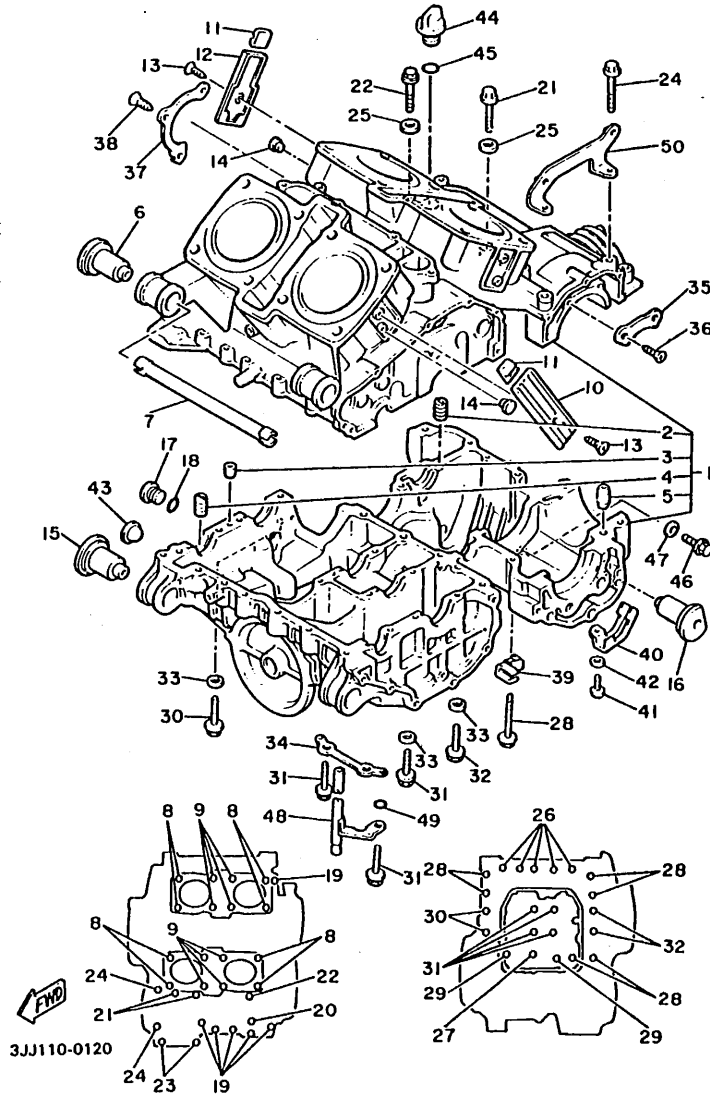
REF. NO.	PART NO.	DESCRIPTION	Q'TY	REMARKS
29	97011-08025	BOLT	2	
30	97011-08020	BOLT	1	
31	97011-08025	BOLT	1	
32	26H-14772-01	STAY, muffler 2	1	
33	95821-08020	BOLT, flange	2	
34	95601-08200	NUT, self-locking	2	
35	3JT-14711-00	MUFFLER 1	1	
36	47G-14653-00	GASKET, exhaust 4	1	
37	26H-14797-00	BAND, silencer 4	1	
38	92901-08600	WASHER, plate	1	
39	97011-08025	BOLT	1	
40	26H-27414-00	DAMPER, footrest	1	
41	1A0-27114-00	STOPPER, main stand	1	
42	3JT-14721-00	MUFFLER 2	1	
43	47G-14653-00	GASKET, exhaust 4	1	
44	26H-14796-00	BAND, silencer 3	1	
45	92901-08600	WASHER, plate	1	
46	97011-08025	BOLT	1	
47	26H-27414-00	DAMPER, footrest	1	
48	1NL-14739-00	GASKET, muffler damper 1	2	
49	1NL-14746-00	PIPE, muffler tail	2	
50	90506-11392	SPRING, tension	4	

FIG. 12 CRANKCASE



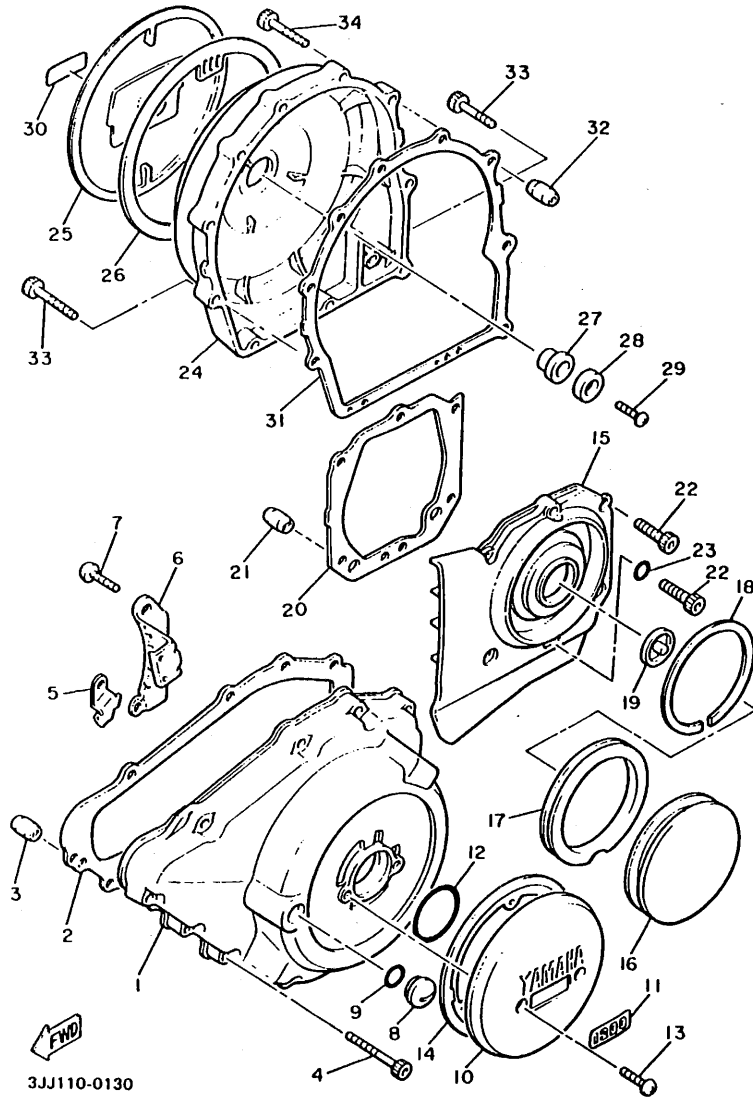
REF. NO.	PART NO.	DESCRIPTION	Q'TY	REMARKS
1	1NL-15100-00	CRANKCASE ASSY	1	
2	26H-15138-00	.NOZZLE 1	1	
3	26H-15148-00	.NOZZLE 2	1	
4	4G0-15138-00	.NOZZLE 1	1	
5	99530-10014	.PIN, dowel	1	
6	1AA-15336-00	DAMPER, engine mount 3	2	
7	26H-15317-00	SPACER, engine mount	1	
8	90116-10411	BOLT, stud	8	
9	90116-10411	BOLT, stud	8	
10	26H-15417-01	COVER, cap	2	FOR FRONT CYLINDER
11	26H-15326-00	DAMPER, engine mount 2	4	
12	26H-15417-01	COVER, cap	2	FOR FRONT CYLINDER
13	92780-06016	SCREW, flat head	4	
14	90338-11152	PLUG	4	
15	1AA-15336-00	DAMPER, engine mount 3	2	
16	1AA-15326-00	DAMPER, engine mount 2	2	
17	4H7-15189-00	PLUG	1	
18	93210-20573	O-RING	1	
19	95811-06045	BOLT, flange	6	
20	95811-06070	BOLT, flange	1	
21	95811-06090	BOLT, flange	2	
22	95816-06095	BOLT, flange	1	
23	95811-08045	BOLT, flange	2	
24	95811-08080	BOLT, flange	2	
25	90430-06166	GASKET	2	
26	95811-08050	BOLT, flange	5	
27	95811-08065	BOLT, flange	1	
28	95811-08080	BOLT, flange	6	

FIG. 12 CRANKCASE



REF. NO.	PART NO.	DESCRIPTION	Q'TY	REMARKS
29	95811-08095	BOLT, flange	2	
30	90105-10247	BOLT, washer based	2	
31	90105-10248	BOLT, washer based	4	
32	90105-10249	BOLT, washer based	2	
33	90201-10131	WASHER, plate	6	
34	26H-15113-00	PLATE	1	
35	26H-15381-00	PLATE, bearing cover	2	
36	90149-08152	SCREW	4	
37	26H-15383-00	PLATE, bearing cover	1	
38	90151-06041	SCREW, countersunk	3	
39	90465-08233	CLAMP	1	
40	90465-08263	CLAMP	1	
41	92501-06012	SCREW, pan head	1	
42	92901-06600	WASHER, plate	1	
43	2H7-15361-00	GAUGE, level	1	
44	2H7-15363-00	PLUG, oil	1	
45	93210-27778	O-RING	1	
46	95801-12016	BOLT, flange	1	
47	90201-12790	WASHER, plate	1	
48	26H-15373-00	PIPE, breather	1	
49	93210-06667	O-RING	1	
50	26H-15199-00	BRACKET	1	

FIG. 13 CRANKCASE COVER 1



REF. NO.	PART NO.	DESCRIPTION	Q'TY	REMARKS
1	26H-15411-00	COVER, crankcase 1	1	
2	26H-15451-00	GASKET, crankcase cover 1	1	
3	99530-10014	PIN, dowel	2	
4	91311-06030	BOLT	11	
5	90462-06192	CLAMP	1	
6	90465-08220	CLAMP	1	
7	98502-06016	SCREW, pan head	1	
8	90340-14068	PLUG, straight screw	1	
9	93210-14369	O-RING	1	
10	26H-15427-01	COVER, cap 2	1	
11	1NL-15447-00	EMBLEM	1	
12	93210-45150	O-RING	1	
13	92780-06016	SCREW, flat head	2	
14	26H-15455-01	GASKET 1	1	
15	26H-15421-04	COVER, crankcase 2	1	
16	26H-15428-00	COVER, chain case 2	1	
17	26H-15337-01	DAMPER 4	1	
18	90468-98132	CLIP	1	
19	26H-15338-00	DAMPER, engine mount 5	1	
20	26H-15461-00	GASKET, crankcase cover 2	1	
21	99530-10014	PIN, dowel	2	
22	91311-06025	BOLT	6	
23	90430-06014	GASKET	1	
24	1NL-15431-00	COVER, crankcase 3	1	
25	26H-15418-01	COVER, chain case	1	
26	26H-15449-00	RING, rubber	1	
27	4H7-15486-00	GROMMET	1	
28	90209-06096	WASHER	1	

FIG. 13 CRANKCASE COVER 1

REF. NO.	PART NO.	DESCRIPTION	Q'TY	REMARKS
29	92501-06008	SCREW, pan head	1	
30	1NL-15447-00	EMBLEM	1	
31	26H-15462-00	GASKET, crankcase cover 3	1	
32	99530-10014	PIN, dowel	2	
33	91311-06025	BOLT	7	
34	91311-06035	BOLT	2	

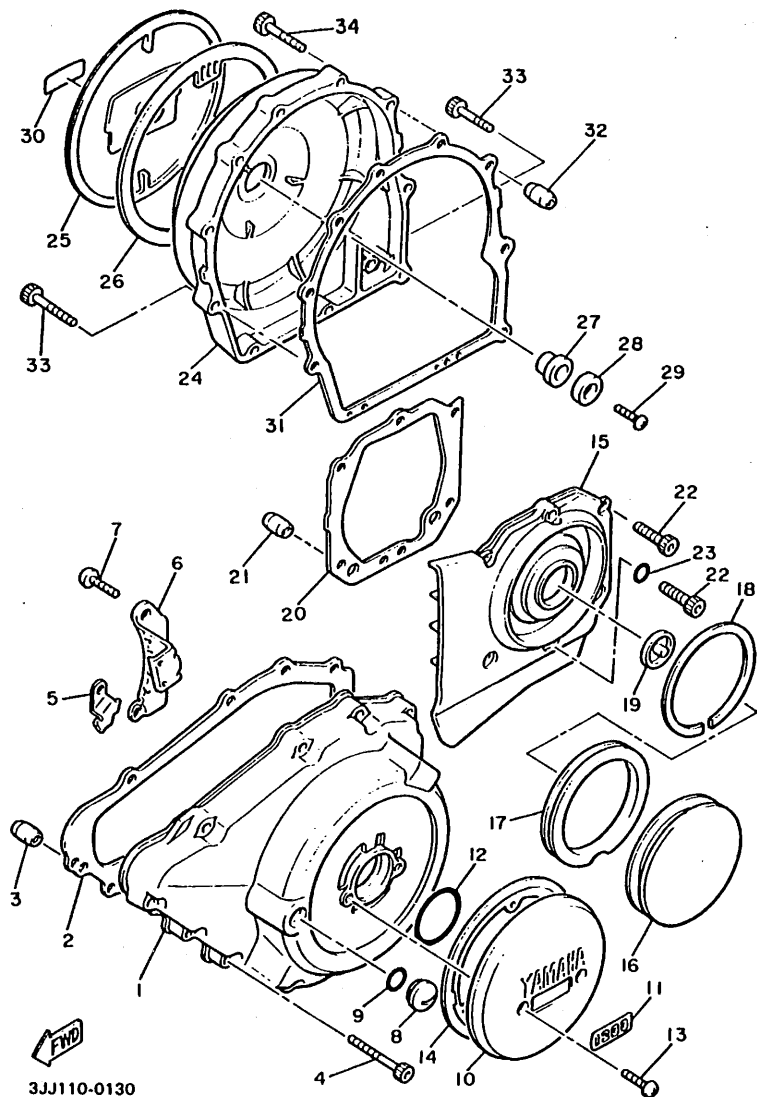
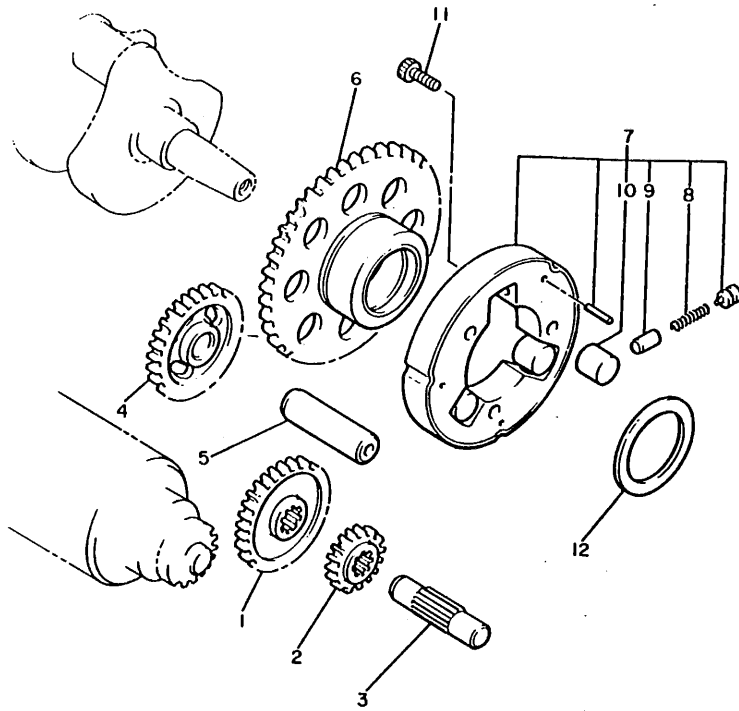


FIG. 14 STARTER CLUTCH



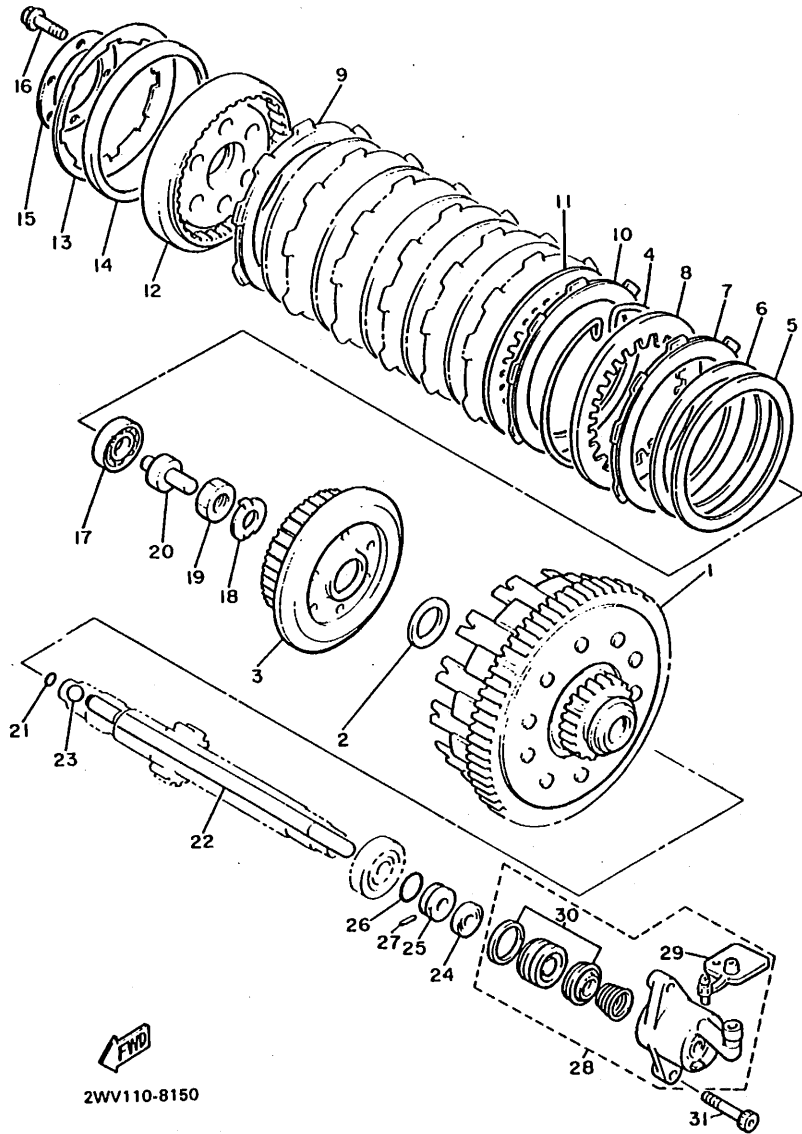
REF. NO.	PART NO.	DESCRIPTION	Q'TY	REMARKS
1	26H-15514-00	GEAR 2 (42T)	1	
2	26H-15515-00	GEAR 3 (13T)	1	
3	26H-15522-00	SHAFT 2	1	
4	26H-15512-00	GEAR, idler 1 (27T)	1	
5	26H-15521-00	SHAFT 1	1	
6	26H-15517-00	GEAR, idler 2 (76T)	1	
7	11H-15580-00	STARTER CLUTCH OUTER ASSY	1	
8	90501-04623	.SPRING, compression	3	
9	341-15583-05	.CAP, starter clutch spring	3	
10	93615-12088	.PIN, dowel	3	
11	91316-08014	BOLT	3	
12	90201-350F3	WASHER, plate	1	



26H110-3140

C13

FIG. 15 CLUTCH,



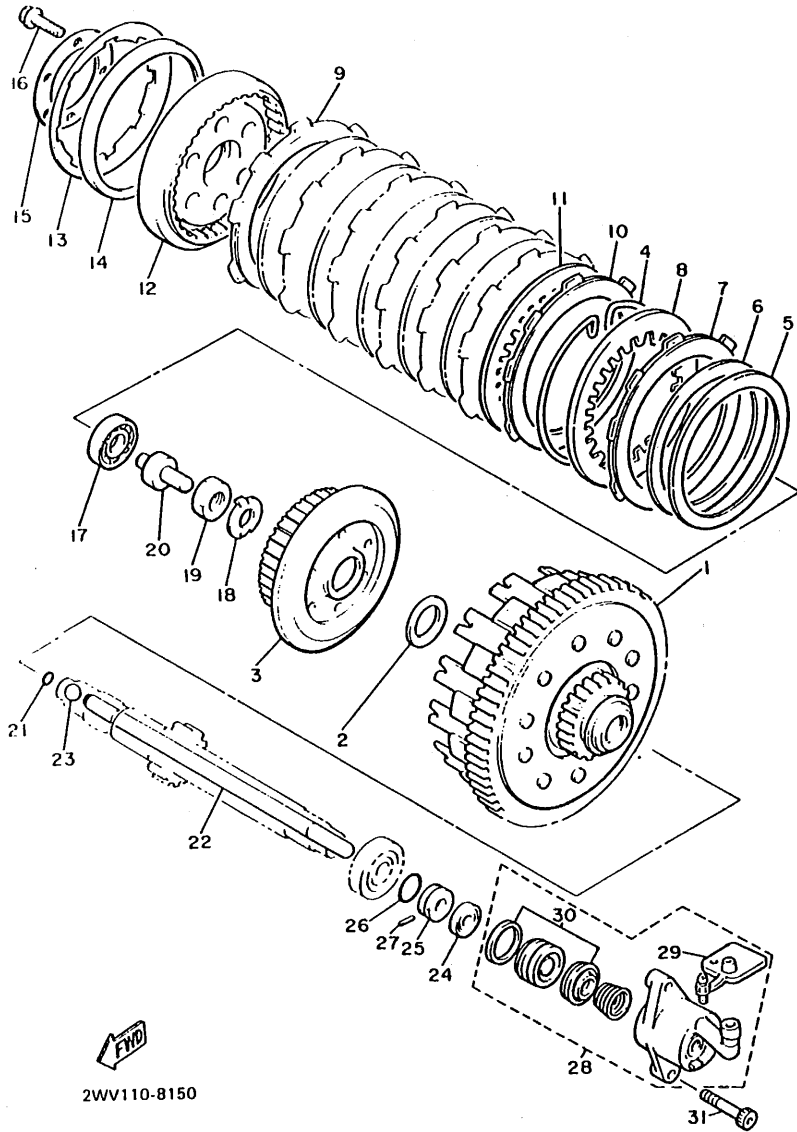
FWD
2WV110-8150

REF. NO.	PART NO.	DESCRIPTION	Q'TY	REMARKS
1	26H-16150-00	PRIMARY DRIVEN GEAR COMP.	1	
2	26H-16154-00	PLATE, thrust 1	1	
3	1FK-16371-00	BOSS, clutch	1	
4	26H-16385-00	RING, clutch boss	1	
5	26H-16384-00	PLATE, seat	1	
6	1FK-16383-00	SPRING, clutch boss	1	
7	26H-16321-00	PLATE, friction	1	
8	26H-16324-00	PLATE, clutch 1	1	
9	26H-16331-01	PLATE, friction 2	1	
10	26H-16307-00	PLATE, friction 3	6	
11	26H-16324-00	PLATE, clutch 1	6	
12	1FK-16351-00	PLATE, pressure 1	1	
13	1FK-16334-00	SPRING, clutch 2	1	
14	1FK-16335-00	HOUSING, spring	1	
15	1FK-16352-00	PLATE, pressure 2	1	
16	97001-06025	BOLT	6	
17	93306-00304	BEARING (B6003C4)	1	
18	90215-25218	WASHER, lock	1	
19	90170-20323	NUT	1	
20	36Y-16356-00	ROD, push 1	1	
21	93210-06632	O-RING	1	
22	26H-16357-00	ROD, push 2	1	
23	93511-32027	BALL	1	
24	93109-08061	OIL SEAL	1	
25	26H-16399-00	GUIDE, push rod	1	
26	93210-18322	O-RING	1	
27	93603-07073	PIN, dowel	1	
28	1FK-16381-01	PUSH LEVER COMP.	1	

C14

FIG. 15 CLUTCH

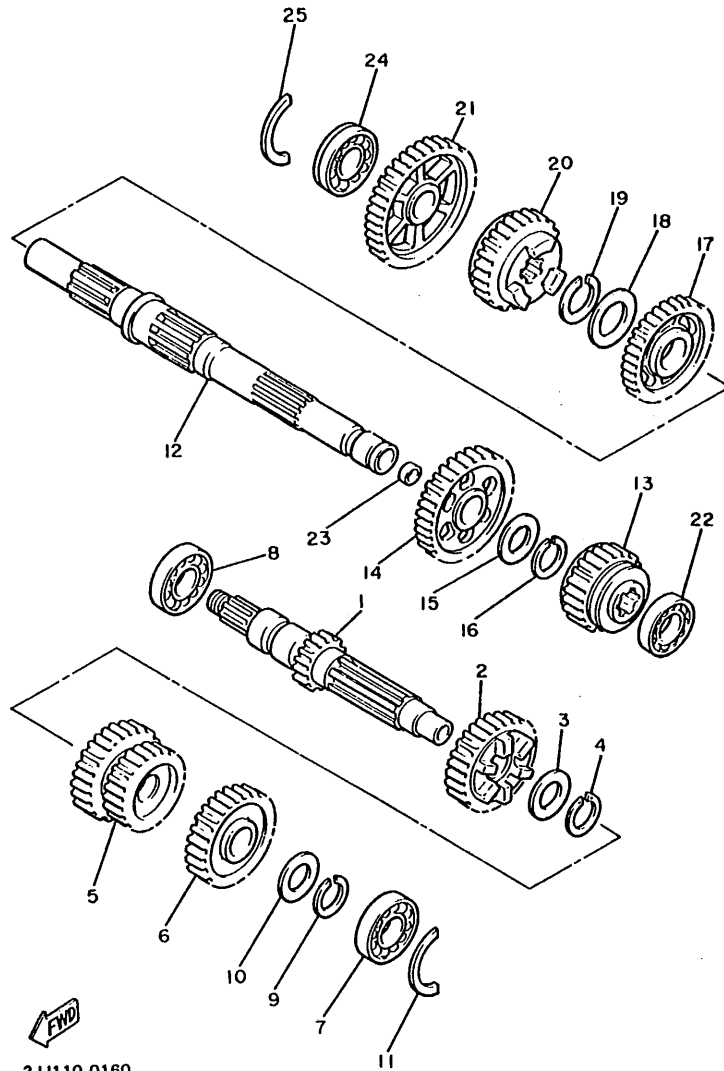
REF. NO.	PART NO.	DESCRIPTION	Q'TY	REMARKS
29	1NL-W0048-00	.BREED SCREW KIT	1	
30	26H-W0098-00	.PUSH LEVER SEAL KIT	1	
31	90110-06035	BOLT, hexagon socket head	2	



2WV110-8150

C15

FIG. 16 TRANSMISSION

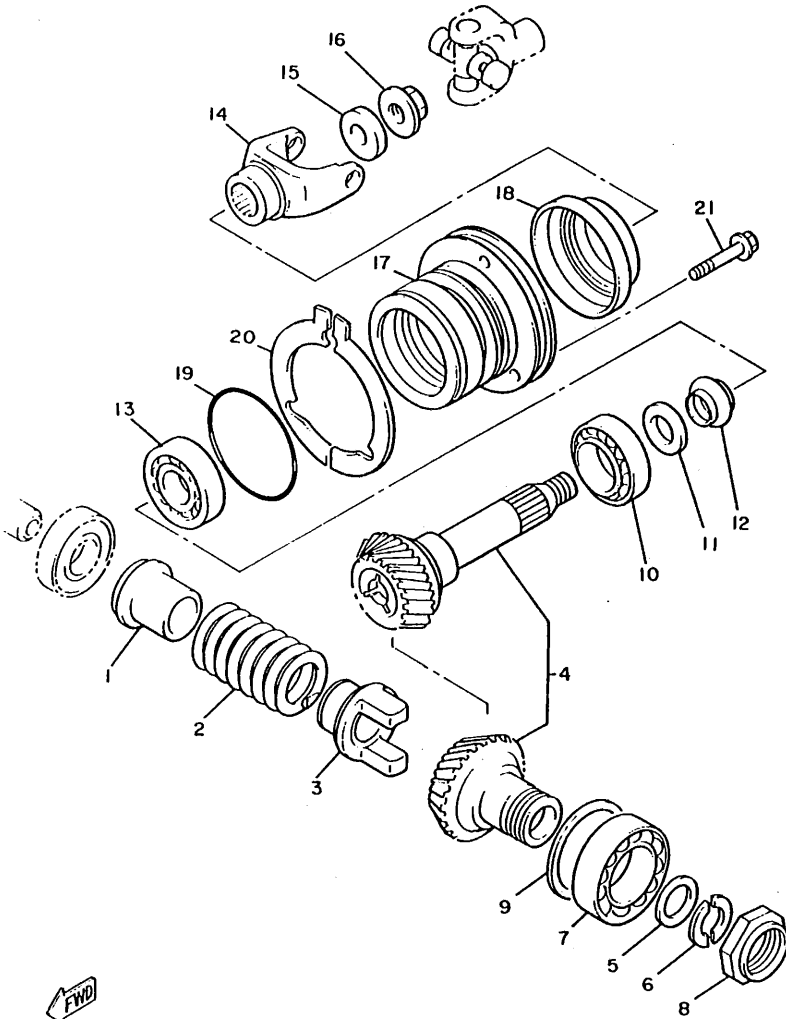


3JJ110-0160

REF. NO.	PART NO.	DESCRIPTION	Q'TY	REMARKS
1	26H-17411-02	AXLE, main (15T)	1	
2	26H-17141-00	GEAR, 4th pinion (29T)	1	
3	90209-25196	WASHER	1	
4	93440-28062	CIRCLIP	1	
5	26H-17121-00	GEAR, 2nd/3rd pinion (22/23T)	1	
6	26H-17151-01	GEAR, 5th pinion (32T)	1	
7	93306-30430	BEARING	1	
8	93306-36401	BEARING	1	
9	93410-23056	CIRCLIP	1	
10	90201-232K6	WASHER, plate	1	
11	93440-52118	CIRCLIP	1	
12	26H-17421-01	AXLE, drive	1	
13	26H-17251-01	GEAR, 5th wheel (29T)	1	
14	1FK-17221-01	GEAR, 2nd wheel (39T)	1	
15	90209-32231	WASHER	1	
16	93440-34025	CIRCLIP	1	
17	26H-17231-01	GEAR, 3rd wheel (31T)	1	
18	90209-27192	WASHER	1	
19	93440-30077	CIRCLIP	1	
20	26H-17241-00	GEAR, 4th wheel (31T)	1	
21	26H-17211-00	GEAR, 1st wheel (39T)	1	
22	93306-20629	BEARING	1	
23	90331-15039	PLUG	1	
24	93306-20555	BEARING	1	
25	93440-52118	CIRCLIP	1	

D2

FIG. 17 MIDDLE DRIVE GEAR

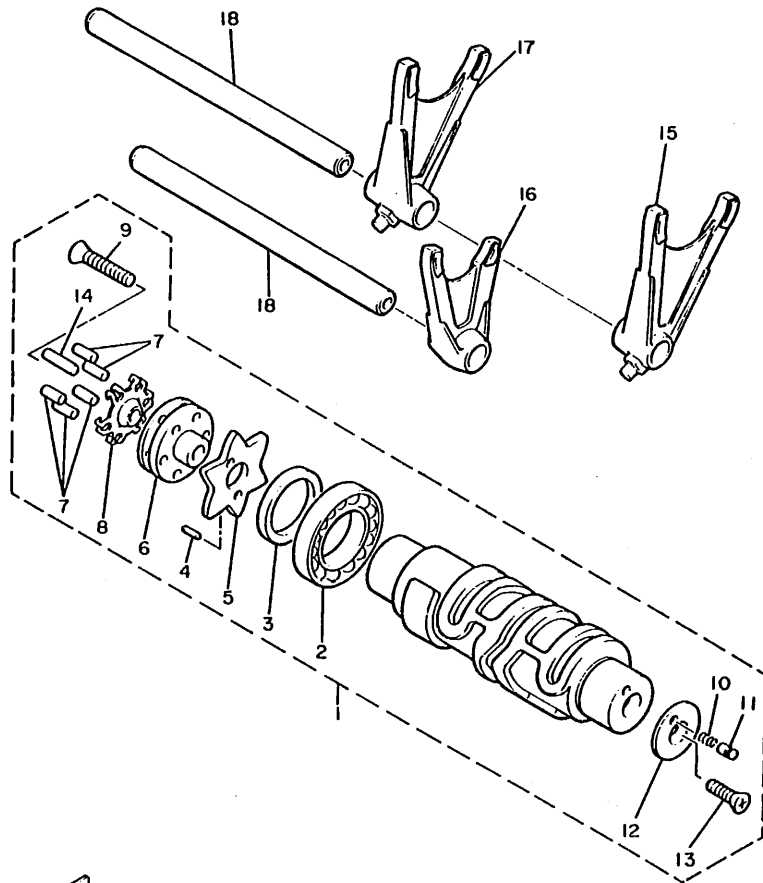


REF. NO.	PART NO.	DESCRIPTION	Q'TY	REMARKS
1	2WE-17524-00	HOLDER	1	
2	90501-75638	SPRING, compression	1	
3	2WE-17527-00	CAM, driven	1	
4	26H-W1751-00	MIDDLE GEAR COMP.	1	
5	90201-252K4	WASHER, plate	1	
6	90209-21281	WASHER	2	
7	93306-20901	BEARING (B6209RSH2-C2)	1	
8	90179-44328	NUT	1	
9	4X7-17531-00-15	SHIM, pinion (0.15T)	1	UR
	4X7-17531-00-30	SHIM, pinion (0.30T)	1	UR
	4X7-17531-00-50	SHIM, pinion (0.50T)	1	UR
10	93332-00028	BEARING	1	
11	90201-25634	WASHER, plate	1	
12	2H7-17571-01	SPACER, expansion	1	
13	93332-00024	BEARING	1	
14	26H-17556-00	YOKE, joint	1	
15	90201-14633	WASHER, plate	1	
16	90179-14317	NUT	1	
17	26H-17551-00	HOUSING, bearing	1	
18	93101-35085	OIL SEAL	1	
19	93210-71360	O-RING	1	
20	26H-17531-00-15	SHIM, pinion (0.15T)	1	UR
	26H-17531-00-30	SHIM, pinion (0.30T)	1	UR
21	95811-08030	BOLT, flange	3	

IFK110-5170

D3

FIG. 18 SHIFT CAM • FORK



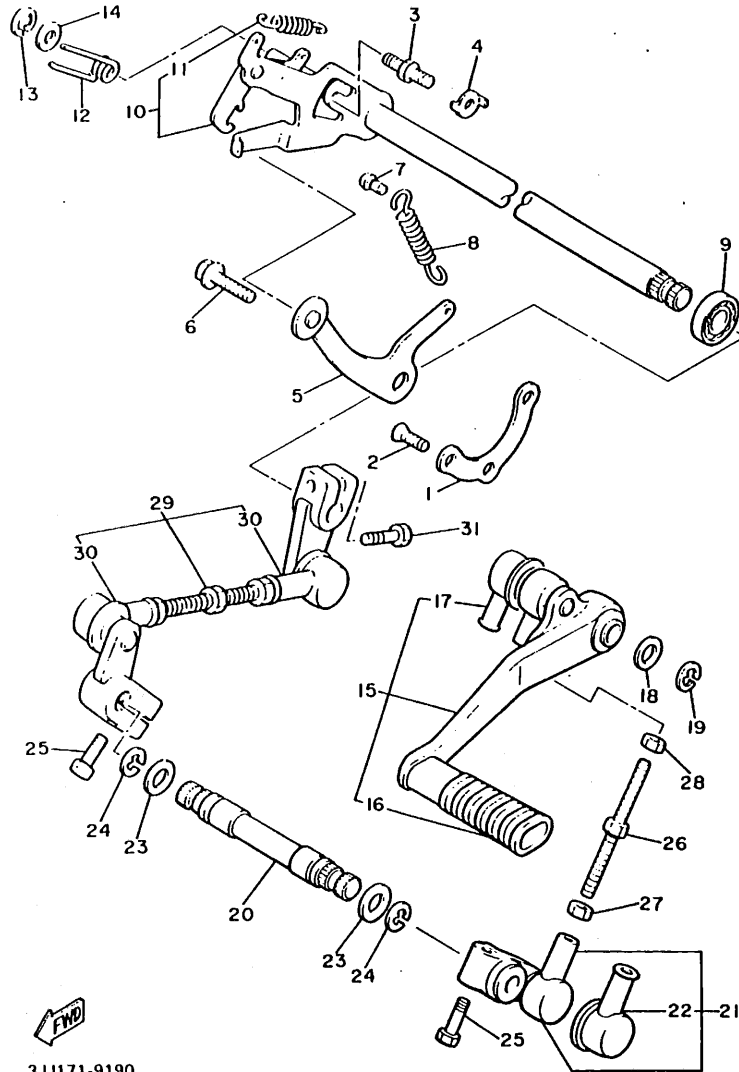
REF. NO.	PART NO.	DESCRIPTION	Q'TY	REMARKS
1	26H-18540-00	SHIFT CAM ASSY	1	
2	93306-90602	•BEARING	1	
3	90560-30234	•SPACER	1	
4	93603-10049	•PIN, dowel	1	
5	26H-18141-01	•PLATE, stopper	1	
6	26H-18185-00	•SEGMENT	1	
7	93604-17198	•PIN, dowel	5	
8	26H-18561-01	•PLATE, side 1	1	
9	90151-06013	•SCREW, countersunk	1	
10	90501-06022	•SPRING, compression	1	
11	278-18542-00	•POINT, neutral	1	
12	278-18566-00	•PLATE, side 2	1	
13	98701-05016	•SCREW, flat head	1	
14	93604-21197	•PIN, dowel	1	
15	26H-18511-01	FORK, shift 1	1	
16	26H-18512-00	FORK, shift 2	1	
17	26H-18513-00	FORK, shift 3	1	
18	26H-18531-00	BAR, shift fork guide 1	2	



26H110-3180

D4

FIG. 19 SHIFT SHAFT

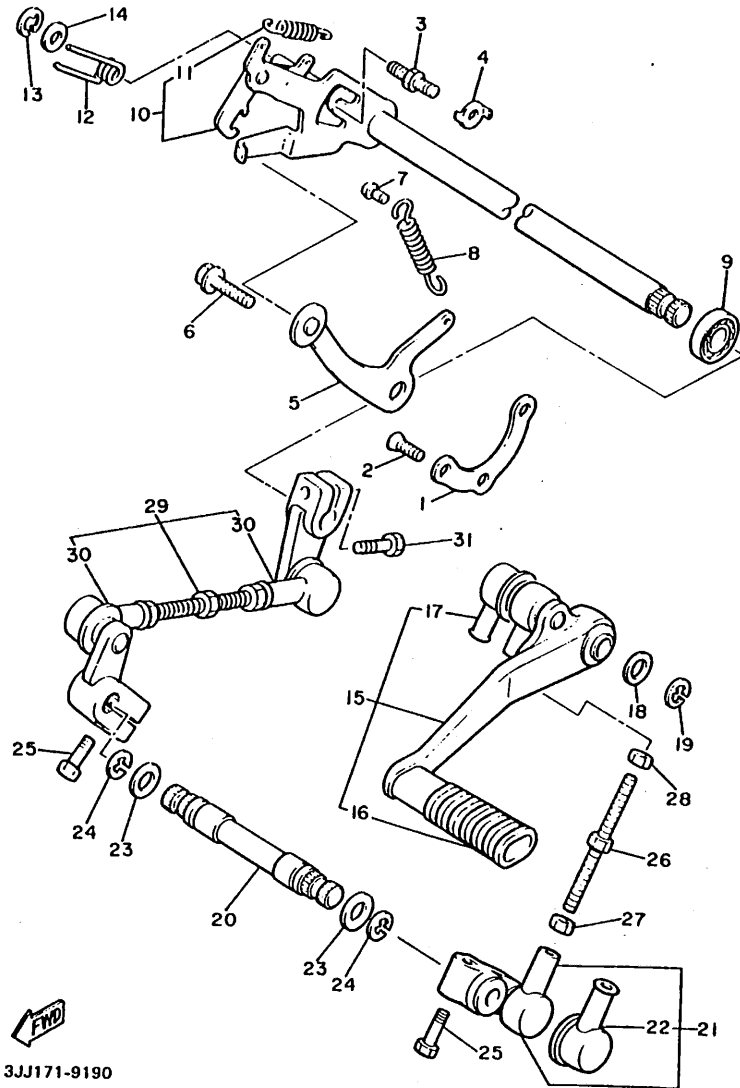


REF. NO.	PART NO.	DESCRIPTION	Q'TY	REMARKS
1	26H-18536-00	STOPPER, shift bar	1	
2	90151-06041	SCREW, countersunk	3	
3	90109-08441	BOLT	1	
4	90215-08115	WASHER, lock	1	
5	26H-18140-01	STOPPER LEVER ASSY	1	
6	90109-063F8	BOLT	1	
7	132-16346-00	HOOK, spring	1	
8	90506-13312	SPRING, tension	1	
9	93102-12108	OIL SEAL (SD 12-22-5 HS)	1	
10	26H-18120-00	SHIFT LEVER ASSY	1	
11	90506-08227	.SPRING, tension	1	
12	90508-32588	SPRING, torsion	1	
13	99001-10600	CIRCLIP	1	
14	90201-127E1	WASHER, plate	1	
15	1NL-18110-00	SHIFT PEDAL ASSY	1	
16	22N-18113-00	.COVER, shift pedal	1	
17	2H9-18154-00	.COVER, dust	1	
18	90201-124E4	WASHER, plate	1	
19	99009-12400	CIRCLIP	1	
20	26H-18197-00	SHAFT	1	
21	1FK-18152-00	LEVER, shift 4	1	
22	2H9-18154-00	.COVER, dust	1	
23	90201-124E4	WASHER, plate	2	
24	99001-10600	CIRCLIP	2	
25	97021-06020	BOLT	2	
26	26H-18115-00	ROD, shift	1	
27	95303-06700	NUT	1	
28	90170-06228	NUT	1	

3JJ171-9190

D5

FIG. 19 SHIFT SHAFT

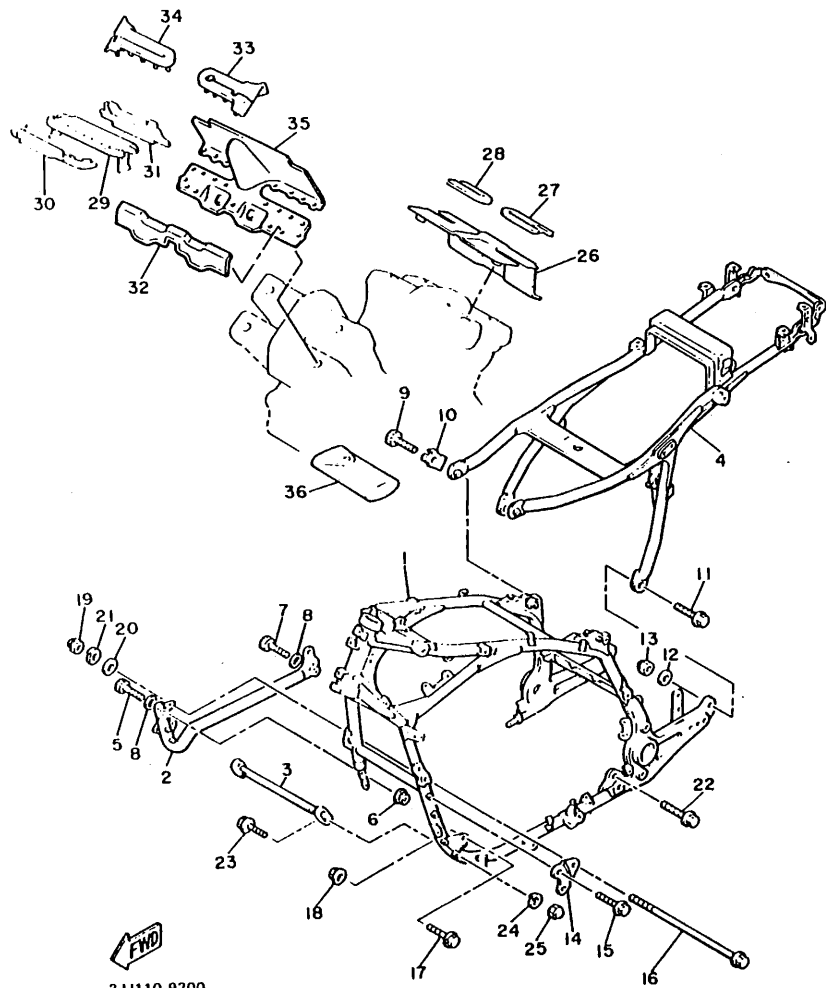


REF. NO.	PART NO.	DESCRIPTION	Q'TY	REMARKS
29	26H-18150-00	SHIFT LEVER ASSY	1	
30	2H9-18154-00	COVER, dust	2	
31	97021-06020	BOLT	1	

3JJ171-9190

D6

FIG. 20 FRAME

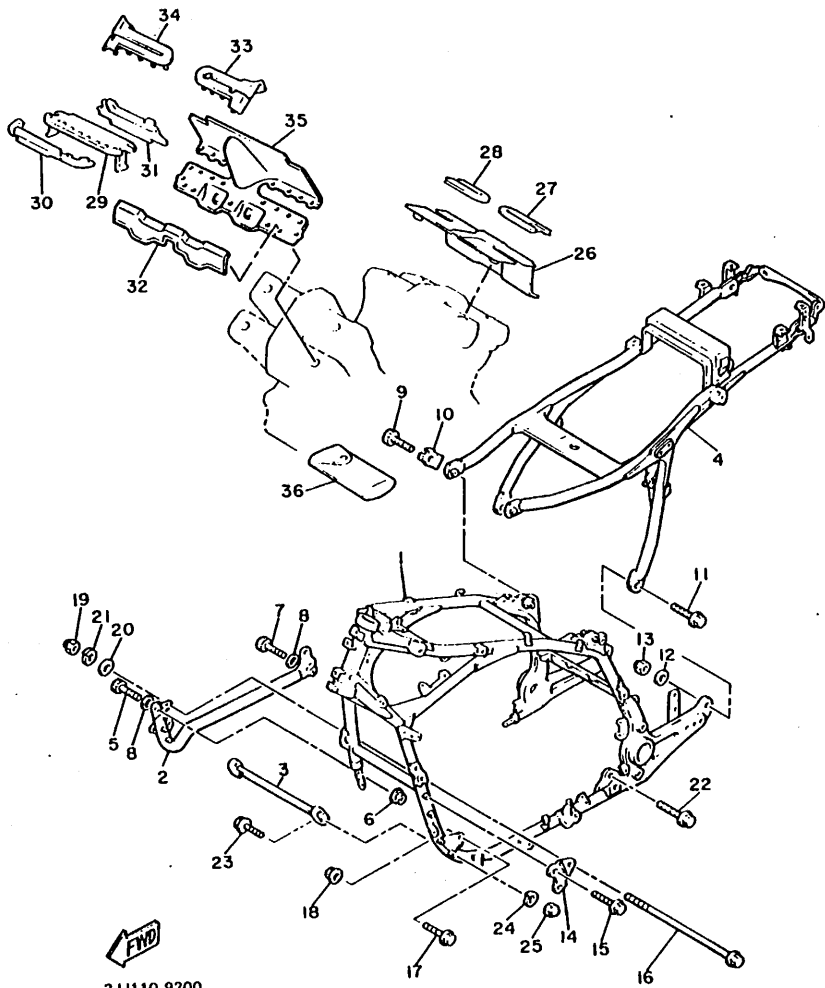


3JJ110-9200

REF. NO.	PART NO.	DESCRIPTION	Q'TY	REMARKS
1	3JT-21110-00-33	FRAME COMP.	1	YAMAHA BLACK
2	2WR-21140-00-33	DOWN TUBE COMP.	1	YAMAHA BLACK
3	26H-2141V-00	CROSS BAR COMPLETE	1	
4	3JT-21190-00-33	REAR FRAME COMP.	1	YAMAHA BLACK
5	90110-10125	BOLT, hexagon socket head	2	
6	90179-10321	NUT	2	
7	90110-10126	BOLT, hexagon socket head	2	
8	90201-100F7	WASHER, plate	4	
9	90101-10524	BOLT	2	
10	90215-10192	WASHER, lock	2	
11	95811-10045	BOLT, flange	2	
12	90201-10696	WASHER, plate	2	
13	90176-10045	NUT, crown	2	
14	26H-21315-00	STAY, engine 2	1	
15	95801-08016	BOLT, flange	2	
16	90105-10254	BOLT, washer based	1	
17	90105-10253	BOLT, washer based	2	
18	95701-10500	NUT, flange	2	
19	95303-10800	NUT, crown	1	
20	92901-10200	WASHER, plain	1	
21	92901-10100	WASHER, spring	1	
22	90105-12252	BOLT, washer based	2	
23	95826-08060	BOLT, flange	4	
24	92906-08100	WASHER, spring	4	
25	90176-08034	NUT, crown	4	
26	26H-2117M-00	COVER 2	1	
27	26H-2117N-00	COVER 3	1	
28	26H-2117R-00	COVER 4	1	

FIG. 20 FRAME

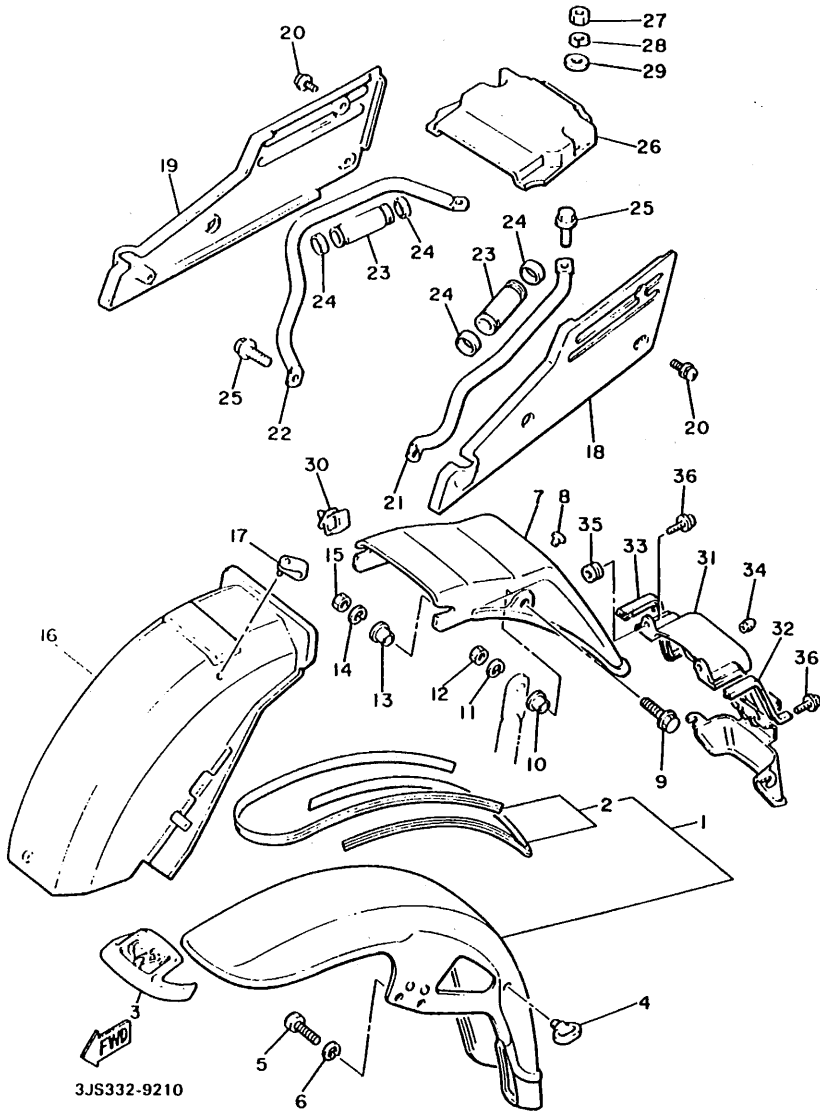
REF. NO.	PART NO.	DESCRIPTION	Q'TY	REMARKS
29	26H-2117V-00	COVER 7	1	
30	26H-2117T-00	COVER 5	1	
31	26H-2117U-00	COVER 6	1	
32	26H-2117W-00	COVER 8	1	
33	26H-2117X-00	COVER 9	1	
34	26H-2117Y-00	COVER 10	1	
35	26H-2117F-00	COVER	1	
36	3JJ-28100-00	TOOL KIT	1	



3JJ110-9200

D8

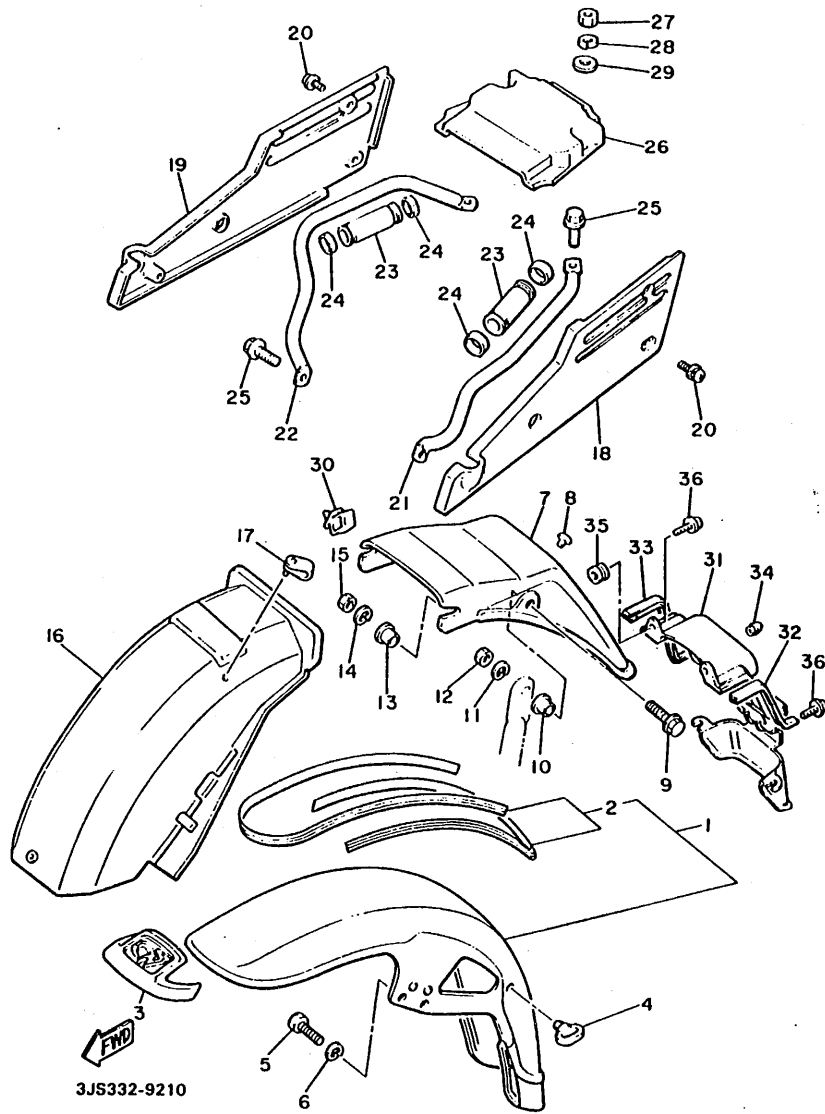
FIG. 21 FENDER



REF. NO.	PART NO.	DESCRIPTION	Q'TY	REMARKS
1	2WR-W2151-00-2Y	FRONT FENDER COMP.	1	UR DULL BLUE COCKTAIL 1
	3JJ-W2151-00-3Y	FRONT FENDER COMP.	1	
2	2WR-21570-20	.GRAPHIC SET, front fender	1	UR GRACEFUL MAROON UR FOR DBC1
	3JJ-21570-10	.GRAPHIC SET, front fender	1	
3	3JJ-21577-00	MASCOT	1	UR FOR GRM
4	1A8-21518-00	HOLDER, cable	1	
5	97001-08020	BOLT	4	
6	92990-08100	WASHER, spring	4	
7	1NL-21611-00	FENDER, rear	1	
8	90338-07180	PLUG	2	
9	95821-08020	BOLT, flange	2	
10	90387-08564	COLLAR	2	
11	92902-08100	WASHER, spring	2	
12	95303-08600	NUT	2	
13	90387-07717	COLLAR	2	
14	92990-06100	WASHER, spring	2	
15	95303-06600	NUT	2	
16	26H-21629-00	GUARD, mud	1	
17	90464-12027	CLAMP	1	
18	3JT-2163A-00	COVER, rear fender 1	1	
19	3JT-2163E-00	COVER, rear fender 2	1	
20	90159-05134	SCREW, with washer	6	
21	1NL-21644-01	STAY, rear	1	
22	1NL-21645-01	STAY, rear	1	
23	1NL-2164A-00	GRIP 1	2	
24	1NL-21646-00	BAND	4	
25	95801-08016	BOLT, flange	4	
26	3JT-2163F-00	COVER, rear fender 3	1	

D9

FIG. 21 FENDER

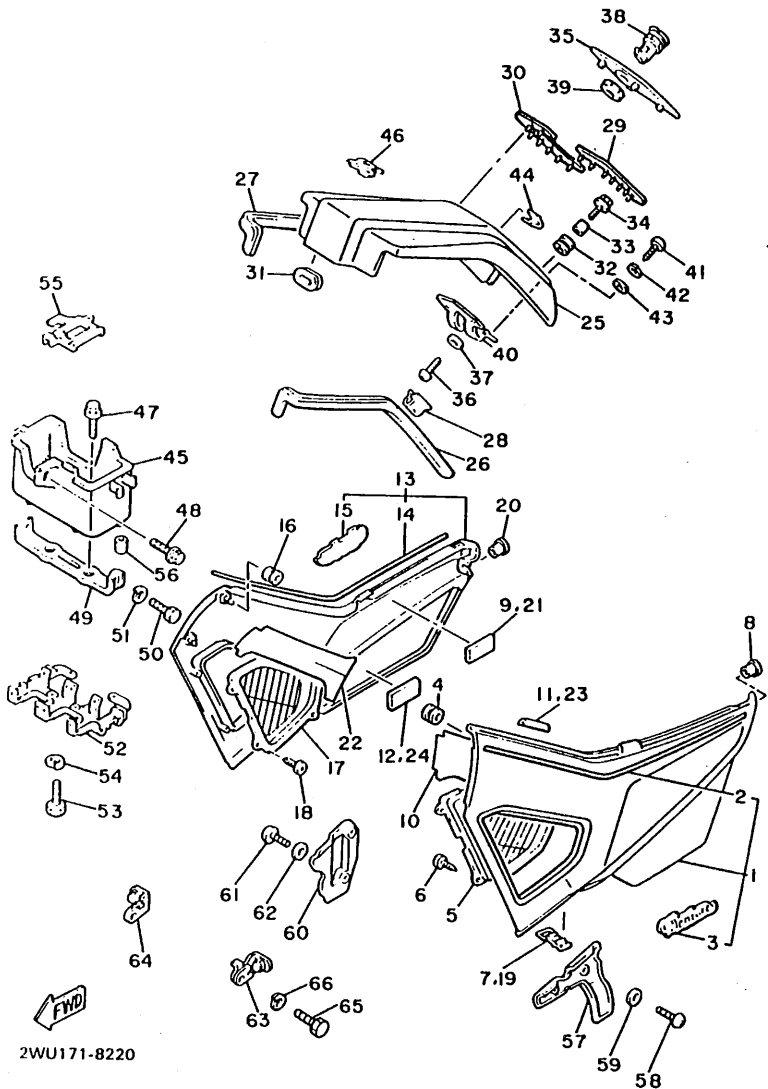


REF. NO.	PART NO.	DESCRIPTION	Q'TY	REMARKS
27	95301-06800	NUT, crown	2	
28	92990-06100	WASHER, spring	2	
29	90201-065K5	WASHER, plate	2	
30	90464-16025	CLAMP	1	
31	3JT-21621-00	FLAP	1	
32	1NL-21694-00	MOULDING	1	
33	1NL-21695-00	MOULDING	1	
34	4G0-21639-00	DAMPER 2	1	
35	90480-12053	GROMMET	2	
36	90159-06093	SCREW, with washer	3	

D10

FIG. 22 SIDE COVER

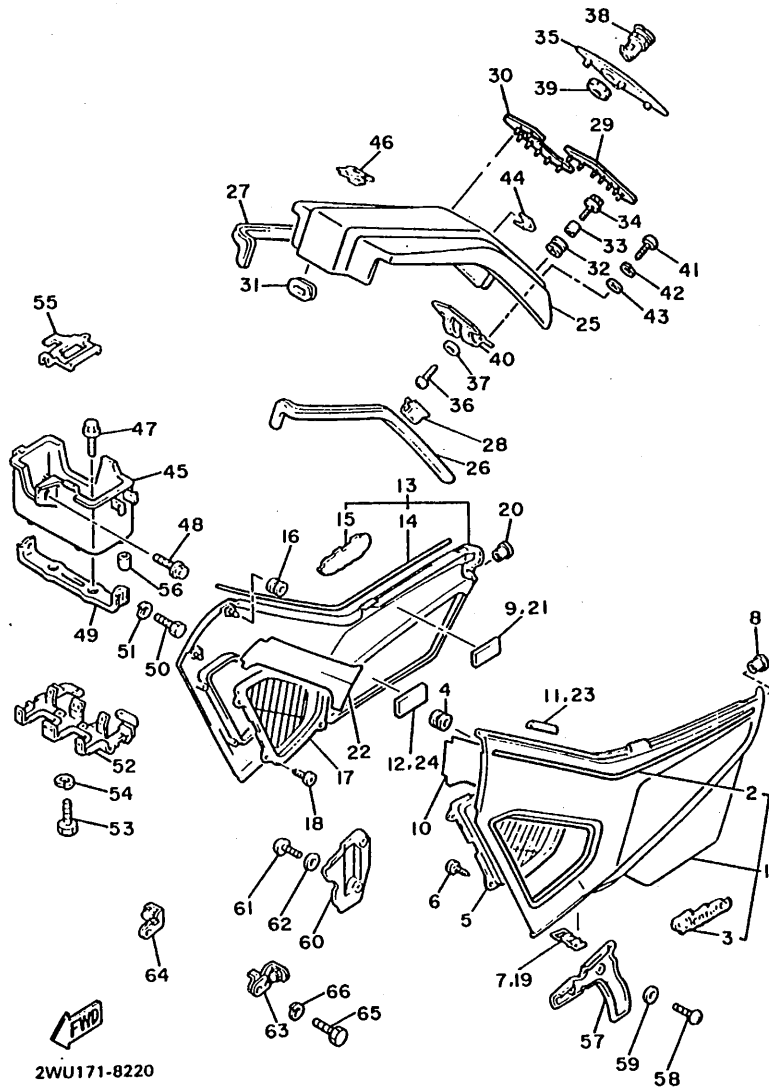
REF. NO.	PART NO.	DESCRIPTION	Q'TY	REMARKS
1	2WR-Y2171-21-0Y	COVER, side 1	1	UR DULL BLUE
	41R-Y2171-01-1Y	COVER, side 1	1	COCKTAIL 1
2	2WR-2173E-20	.GRAPHIC 1	1	UR GRACEFUL
	3JJ-2173E-10	.GRAPHIC 1	1	MAROON
			1	UR FOR DBC1
3	26H-21783-00	.EMBLEM 3	1	UR FOR GRM
4	90480-13369	GROMMET	2	
5	54K-2171Y-02	GRILL, side cover 1	1	
6	90164-04006	SCREW, tapping	5	
7	41R-2179E-00	BAND	1	
8	90480-12355	GROMMET	1	
9	26H-21746-00	DAMPER	1	
10	26H-2171J-00	LINING, side cover 1	1	
11	26H-2171N-00	MOLE, side cover 3	1	
12	41R-21717-00	DAMPER, side cover	1	
13	2WR-Y2172-21-0Y	COVER, side 2	1	UR DULL BLUE
	41R-Y2172-01-1Y	COVER, side 2	1	COCKTAIL 1
			1	UR GRACEFUL
			1	MAROON
			1	UR FOR DBC1
14	2WR-2173F-20	.GRAPHIC 2	1	UR FOR GRM
	3JJ-2173F-10	.GRAPHIC 2	1	
15	26H-21784-00	.EMBLEM 4	1	
16	90480-13369	GROMMET	2	
17	54K-2172Y-02	GRILL, side cover 2	1	
18	90164-04006	SCREW, tapping	5	
19	41R-2179E-00	BAND	1	
20	90480-12355	GROMMET	1	
21	26H-21746-00	DAMPER	1	
22	26H-2171K-00	LINING, side cover 2	1	
23	26H-2171N-00	MOLE, side cover 3	1	
24	41R-21717-00	DAMPER, side cover	1	



2WU171-8220

D11

FIG. 22 SIDE COVER

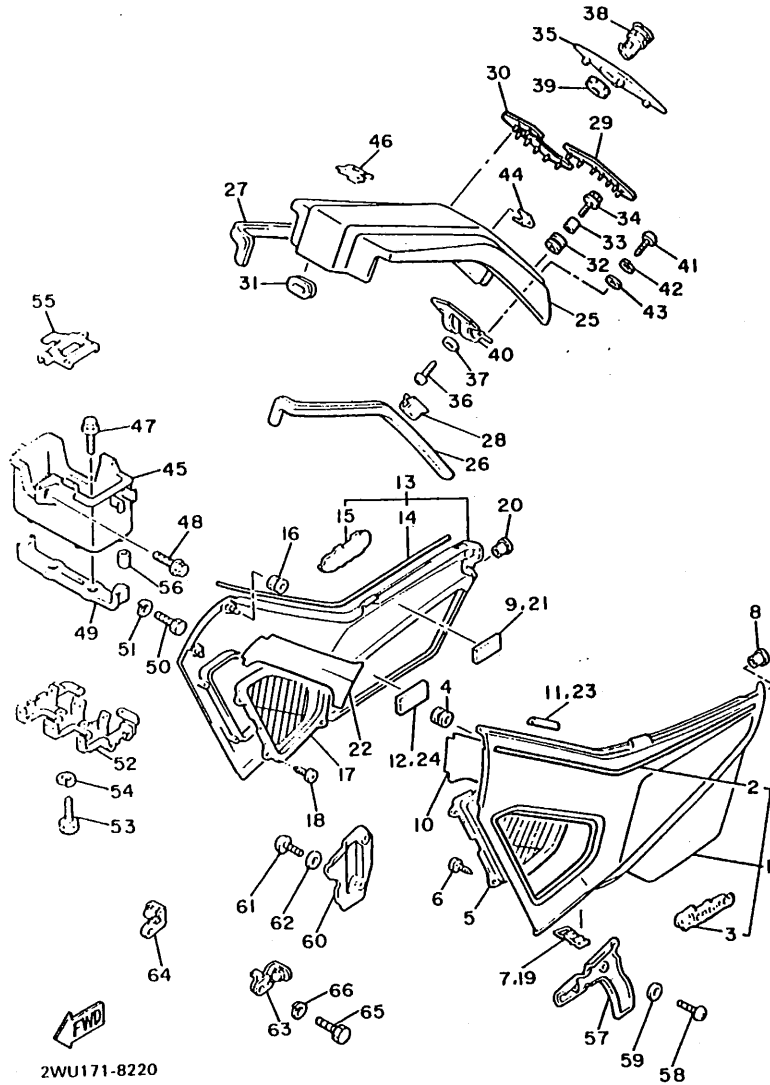


2WU171-8220

REF. NO.	PART NO.	DESCRIPTION	Q'TY	REMARKS
25	1NL-2171A-00-8B	COVER, top	1	UR DULL BLUE COCKTAIL 1 UR VELVET MAROON
	1NL-2171A-00-TJ	COVER, top	1	
26	26H-2171L-00	MOLE, side cover 1	1	
27	26H-2171M-00	MOLE, side cover 2	1	
28	90468-03135	CLIP	12	
29	26H-2177M-00	DAMPER, locating 3	1	
30	26H-2177N-00	DAMPER, locating 4	1	
31	26H-21747-00	DAMPER	1	
32	90480-12067	GROMMET	1	
33	90387-053H3	COLLAR	1	
34	90119-05001	BOLT, with washer	1	
35	26H-2177E-00-8B	LID	1	UR DULL BLUE COCKTAIL 1 UR VELVET MAROON
	26H-2177E-00-TJ	LID	1	
36	97701-60510	SCREW, tapping	2	
37	92990-05200	WASHER, plain	2	
38	54K-21780-00	LOCK ASSY	1	
39	90170-22187	NUT	1	
40	26H-21796-01	HINGE	1	
41	98506-05012	SCREW, pan head	2	
42	92906-05100	WASHER, spring	2	
43	92906-05200	WASHER, plain	2	
44	26H-2177R-00	SPRING, plate	1	
45	26H-2177G-00	BOX, battery	1	
46	31M-21782-01	EMBLEM 2	1	
47	90119-06056	BOLT, with washer	2	
48	90119-06060	BOLT, with washer	1	
49	26H-2172M-01	BRACKET 3	1	
50	97021-08016	BOLT	2	

D12

FIG. 22 SIDE COVER

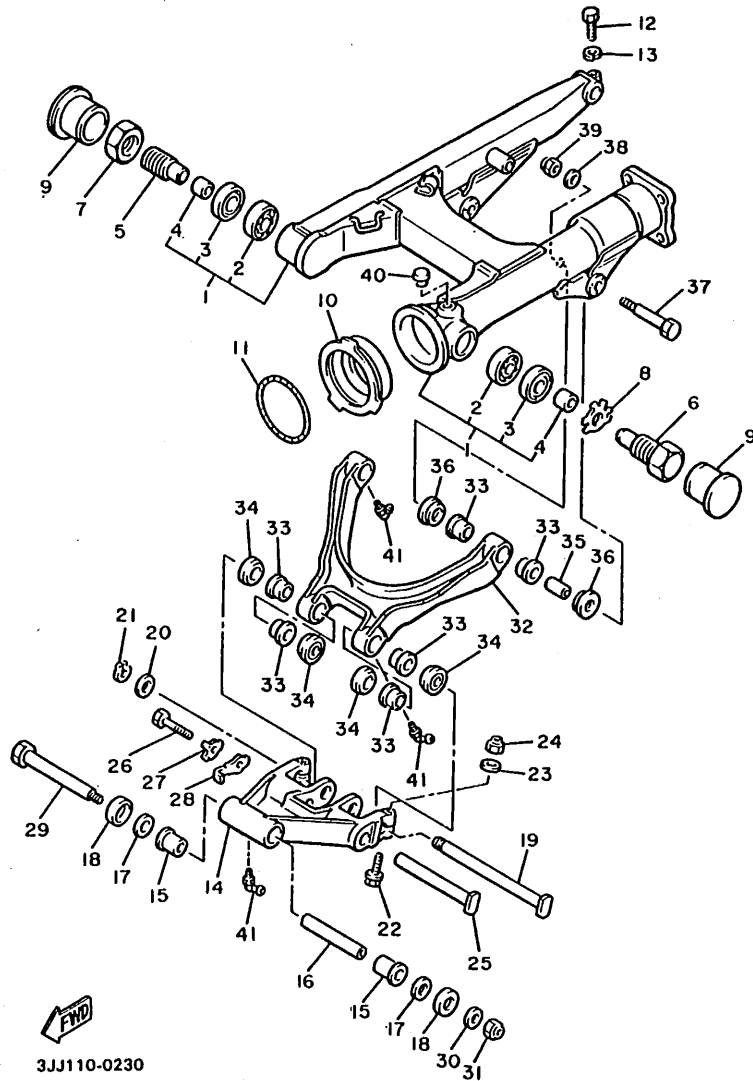


REF. NO.	PART NO.	DESCRIPTION	Q'TY	REMARKS
51	92902-08100	WASHER, spring	2	
52	26H-21243-01	PLATE, bridge	1	
53	97002-06016	BOLT	4	
54	92990-06100	WASHER, spring	4	
55	26H-2176E-00	PLATE	1	
56	16G-13569-00	PLUG, blind	1	
57	41R-21731-00	COVER, side 3	1	
58	98506-05012	SCREW, pan head	2	
59	92906-05600	WASHER, plate	2	
60	41R-21741-00	COVER, side 4	1	
61	98506-05012	SCREW, pan head	2	
62	92906-05600	WASHER, plate	2	
63	47G-2134K-00	BRACKET, horn	1	
64	47G-2134L-00	BRACKET, horn 2	1	
65	97016-08016	BOLT	2	
66	92906-08100	WASHER, spring	2	

2WU171-8220

D13

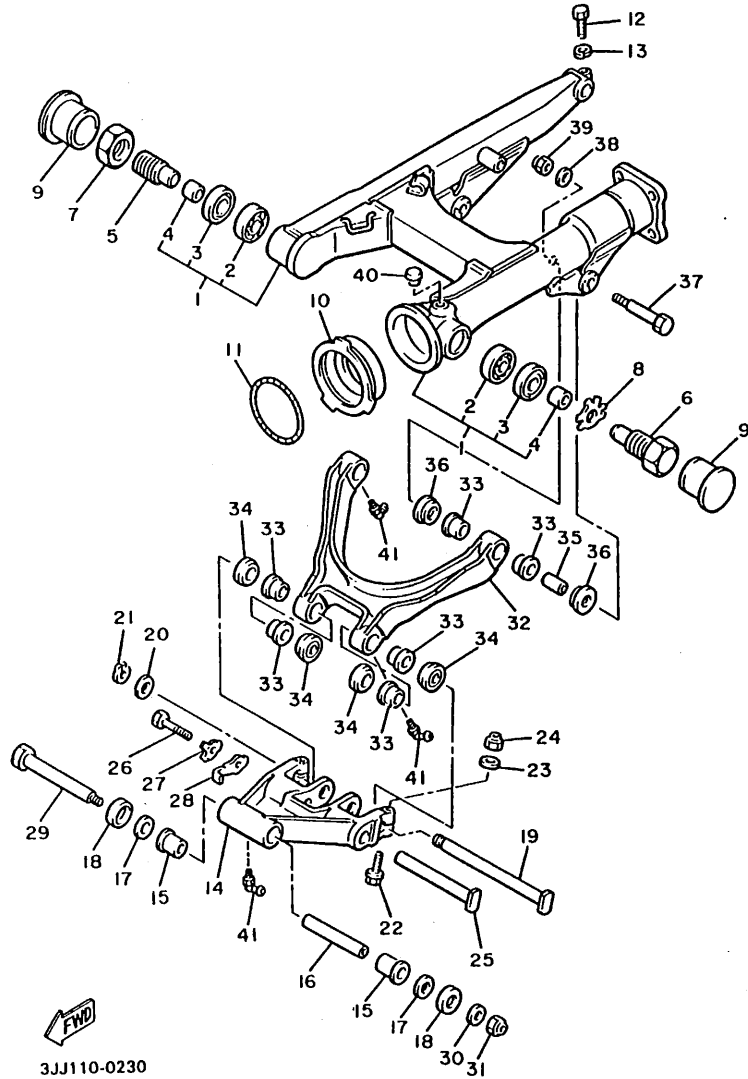
FIG. 23 REAR ARM



3JJ110-0230

REF. NO.	PART NO.	DESCRIPTION	Q'TY	REMARKS
1	2WR-W2211-00-35	REAR ARM COMP.	1	SILVER
2	93332-00050	.BEARING (HR30204J)	2	UR
	93332-00051	.BEARING (HI-CAP3 0204JR)	2	UR
3	93106-28023	.OIL SEAL	2	
4	90387-204H5	.COLLAR	2	
5	26H-2214H-00	SHAFT, pivot 2	1	
6	26H-22141-00	SHAFT, pivot	1	
7	26H-22143-00	NUT	1	
8	90215-25216	WASHER, lock	1	
9	26H-21279-00	PLUG, blind	2	
10	26H-22189-00	BOOT, rubber	1	
11	90506-07136	SPRING, tension	1	
12	97021-08035	BOLT	1	
13	92990-08100	WASHER, spring	1	
14	3JJ-2217A-00	ARM, relay	1	
15	90381-20069	BUSH, solid	2	
16	90387-144H4	COLLAR	1	
17	90202-20144	WASHER, plate	2	
18	26H-22128-00	COVER, thrust 1	2	
19	2WR-22121-00	SHAFT 1	1	
20	90201-187H4	WASHER, plate	1	
21	99009-18400	CIRCLIP	1	
22	95811-06045	BOLT, flange	2	
23	92901-06600	WASHER, plate	2	
24	95611-06100	NUT, u	2	
25	2WR-22122-00	SHAFT 2	1	
26	97021-10050	BOLT	1	
27	90215-10274	WASHER, lock	1	

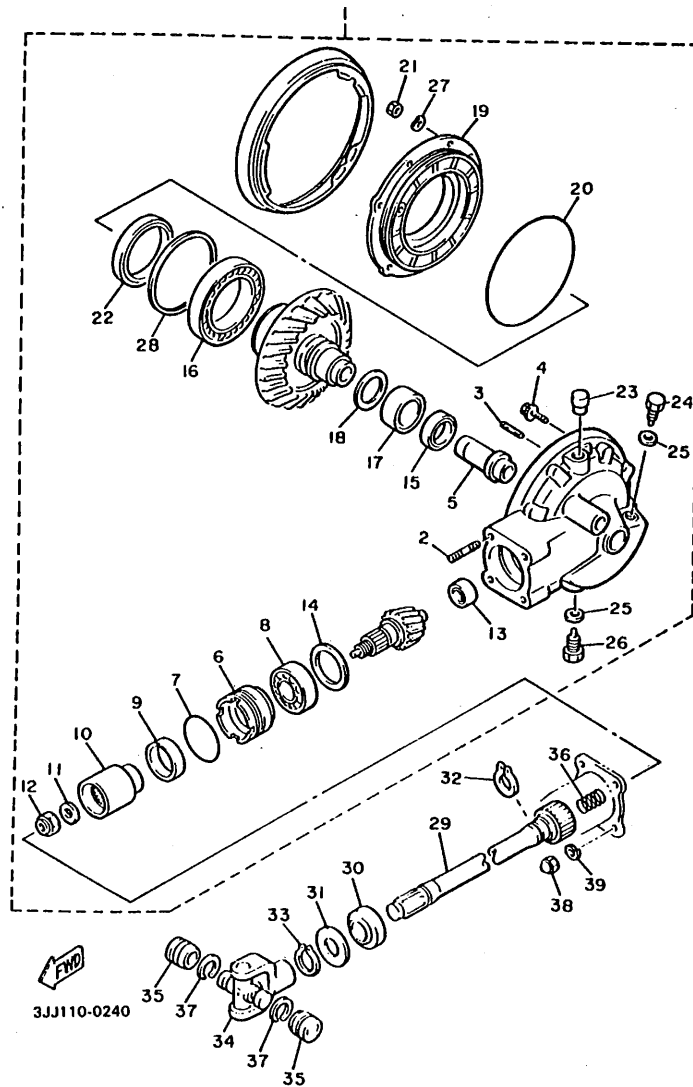
FIG. 23 REAR ARM



3JJ110-0230

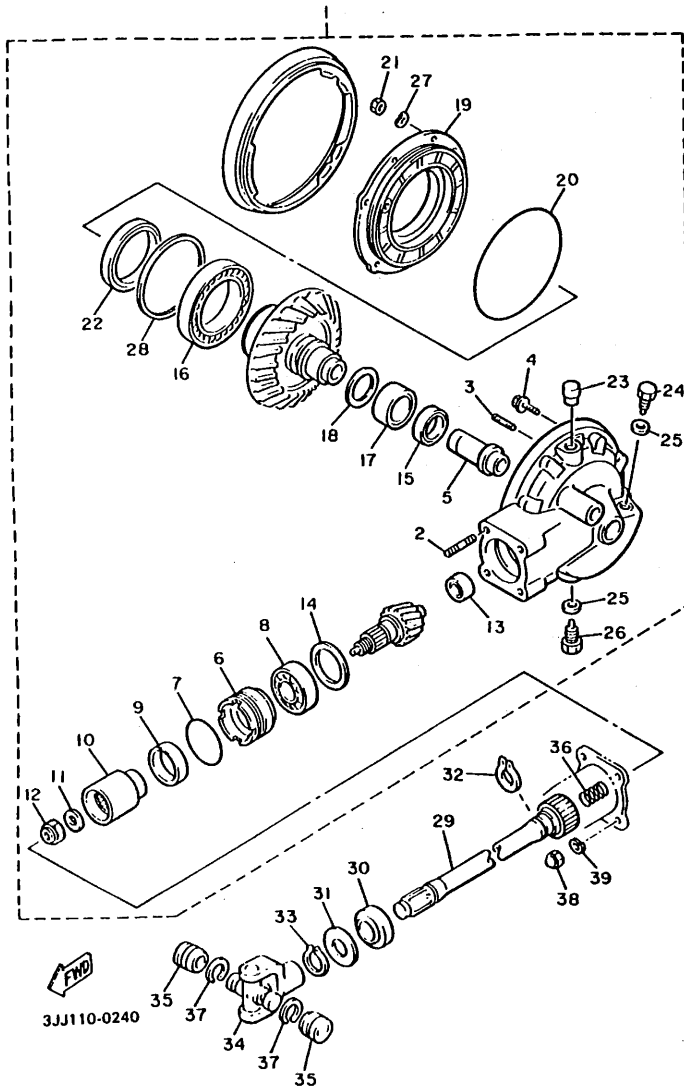
REF. NO.	PART NO.	DESCRIPTION	Q'TY	REMARKS
28	90465-16320	CLAMP	1	
29	90101-12578	BOLT	1	
30	90201-120E6	WASHER, plate	1	
31	90185-12119	NUT, self-locking	1	
32	3JJ-2217M-00	ARM 1	1	
33	90381-18068	BUSH, solid	8	
34	26H-2217H-00	COVER, dust	4	
35	90387-124H1	COLLAR	2	
36	26H-22129-00	COVER, thrust 2	4	
37	90109-10720	BOLT	2	
38	90201-102A2	WASHER, plate	2	
39	90185-10037	NUT, self-locking	2	
40	90338-20113	PLUG	1	
41	93700-06005	NIPPLE, grease	5	

FIG. 24 DRIVE SHAFT



REF. NO.	PART NO.	DESCRIPTION	Q'TY	REMARKS
1	1NL-46101-00	REAR AXLE GEAR CASE ASSY	1	
2	90116-10428	.BOLT, stud	4	
3	90116-08427	.BOLT, stud	6	
4	95812-10050	.BOLT, flange	2	
5	1FK-46153-00	.COLLAR, guide	1	
6	4H7-46125-00	.RETAINER, bearing	1	
7	93210-60426	.O-RING	1	
8	93306-30533	.BEARING (B6305RB1 SPECIAL)	1	
9	93101-38098	.OIL SEAL	1	
10	4H7-46123-00	.COUPLING, gear	1	
11	90201-143K7	.WASHER, plate	1	
12	90179-14508	.NUT	1	
13	2H7-46102-00	.BEARING ASSY	1	
14	1J7-17537-Y0-15	.SHIM, thrust (0.15T)	1	UR
	1J7-17537-Y0-30	.SHIM, thrust (0.30T)	1	UR
	1J7-17537-Y0-40	.SHIM, thrust (0.40T)	1	UR
	1J7-17537-Y0-50	.SHIM, thrust (0.50T)	1	UR
	1J7-17537-Y0-60	.SHIM, thrust (0.60T)	1	UR
15	93101-30084	.OIL SEAL	1	
16	93316-01403	.BEARING, cylindrical	1	
17	93311-43729	.BEARING, cylindrical	1	
18	22U-46118-00-12	.SHIM, thrust (1.2T)	1	UR
	22U-46118-00-14	.SHIM, thrust (1.4T)	1	UR
	22U-46118-00-16	.SHIM, thrust (1.6T)	1	UR
	22U-46118-00-18	.SHIM, thrust (1.8T)	1	UR
	22U-46118-00-20	.SHIM, thrust (2.0T)	1	UR
19	1FK-46152-01	.HOUSING, bearing	1	
20	93211-54698	.O-RING	1	
21	95311-08600	.NUT	6	

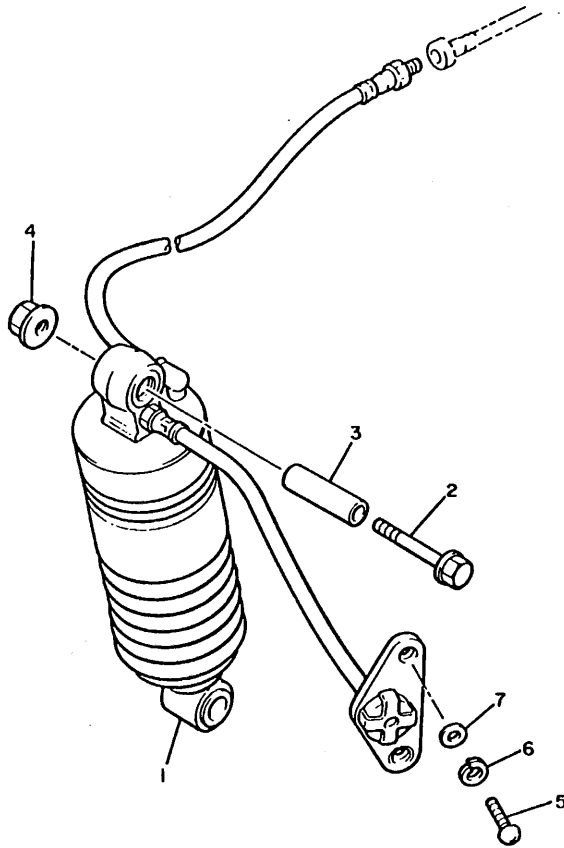
FIG. 24 DRIVE SHAFT



REF. NO.	PART NO.	DESCRIPTION	Q'TY	REMARKS
22	93102-70167	.OIL SEAL	1	
23	2H7-17590-00	.BREATHER COMP.	1	
24	11H-13455-00	.PLUG	1	
25	214-11198-01	.GASKET	2	
26	90340-14042	.PLUG, straight screw	1	
27	92901-08700	.WASHER, wave	1	
28	1J7-46117-Y0-25	.SHIM, ring gear (0.25T)	1	UR
	1J7-46117-Y0-30	.SHIM, ring gear (0.30T)	1	UR
	1J7-46117-Y0-40	.SHIM, ring gear (0.40T)	1	UR
	1J7-46117-Y0-45	.SHIM, ring gear (0.45T)	1	UR
	1J7-46117-Y0-50	.SHIM, ring gear (0.50T)	1	UR
29	1NL-46172-00	SHAFT, drive	1	
30	93108-23007	OIL SEAL	1	
31	90201-231A2	WASHER, plate	1	
32	93410-23056	CIRCLIP	1	
33	93410-22039	CIRCLIP	1	
34	4X7-46180-00	CROSS JOINT COMP.	1	
35	93311-21044	BEARING, cylindrical	2	
36	90501-16491	SPRING, compression	1	
37	93440-20088	CIRCLIP	2	
38	90176-10049	NUT, crown	4	
39	92990-10100	WASHER, spring	4	

FIG. 25 REAR SUSPENSION

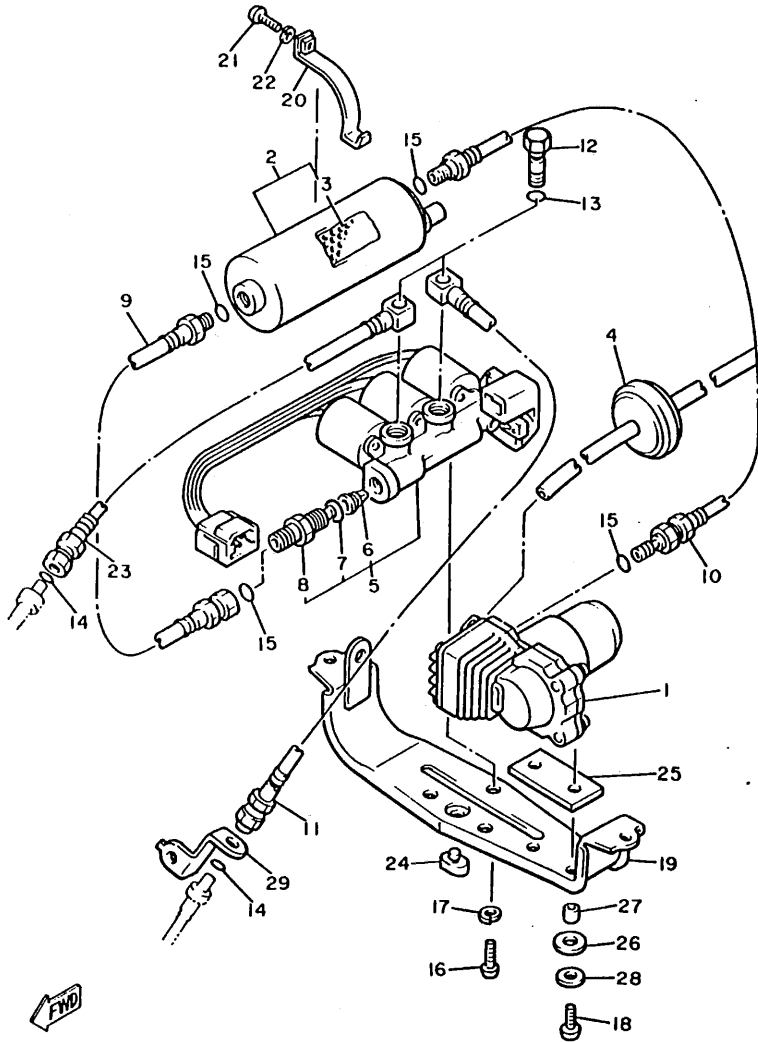
REF. NO.	PART NO.	DESCRIPTION	Q'TY	REMARKS
1	31M-22210-01	SHOCK ABSORBER ASSY, rear	1	
2	90105-10250	BOLT, washer based	1	
3	90387-124H0	COLLAR	1	
4	95601-10200	NUT, self-locking	1	
5	92503-06015	SCREW PAN HEAD	2	
6	92990-06100	WASHER, spring	2	
7	92990-06600	WASHER, plate	2	



2WR110-8250

E4

FIG. 26 AIR SUSPENSION CONTROLLER

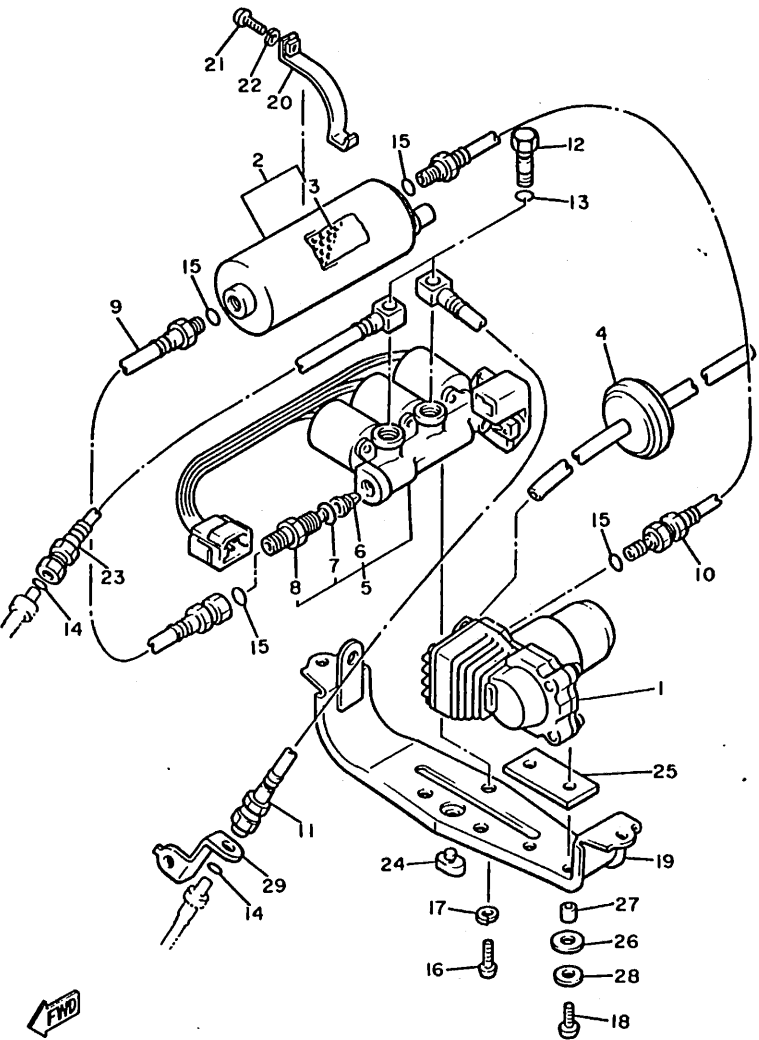


2WR110-8260

REF. NO.	PART NO.	DESCRIPTION	Q'TY	REMARKS
1	31M-22910-00	AIR COMPRESSOR ASSY	1	
2	31M-22940-00	DRYER ASSY	1	
3	31M-22945-00	.DESICCANT	1	
4	31M-22950-00	SUCTION FILTER ASSY	1	
5	31M-22960-00	VALVE ASSY 1	1	
6	31M-13512-00	.VALVE, reed	1	
7	93210-06632	.O-RING	1	
8	31M-22962-00	.ADAPTER	1	
9	31M-22906-00	HOSE ASSY 1	1	
10	31M-22907-00	HOSE ASSY 2	1	
11	31M-22908-00	HOSE ASSY 3	1	
12	31M-22955-00	BOLT, union	2	
13	93210-10166	O-RING	2	
14	93210-05098	O-RING	2	
15	93210-Q6632	O-RING	4	
16	92501-06010	SCREW, pan head	2	
17	92990-06100	WASHER, spring	2	
18	98501-05016	SCREW, pan head	2	
19	31M-21688-00	BRACKET, rear stay	1	
20	31M-21647-00	BAND	1	
21	98501-05010	SCREW, pan head	1	
22	92901-05100	WASHER, spring	1	
23	31M-22909-00	HOSE ASSY 4	1	
24	31M-22958-00	PAD, rubber	2	
25	31M-22928-00	DAMPER	1	
26	90201-083H9	WASHER, plate	2	
27	90387-05682	COLLAR	2	
28	90201-05032	WASHER, plate	2	

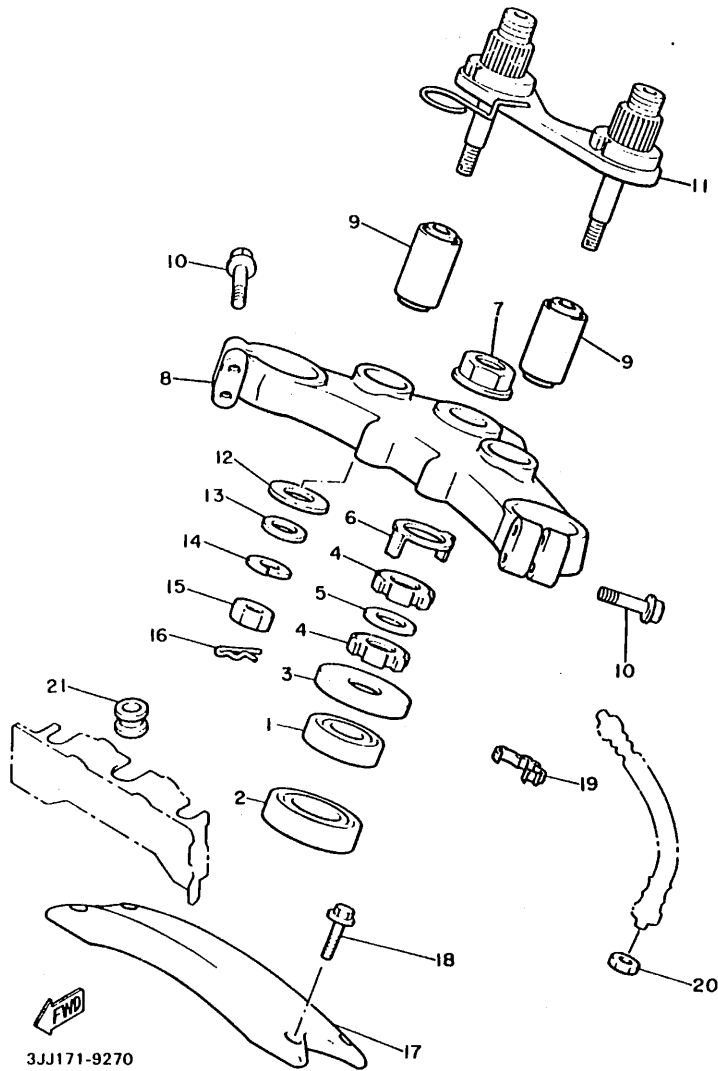
FIG. 26 AIR SUSPENSION CONTROLLER

REF. NO.	PART NO.	DESCRIPTION	Q'TY	REMARKS
29	31M-22957-00	BRACKET, hose	1	



FWD
2WR110-8260

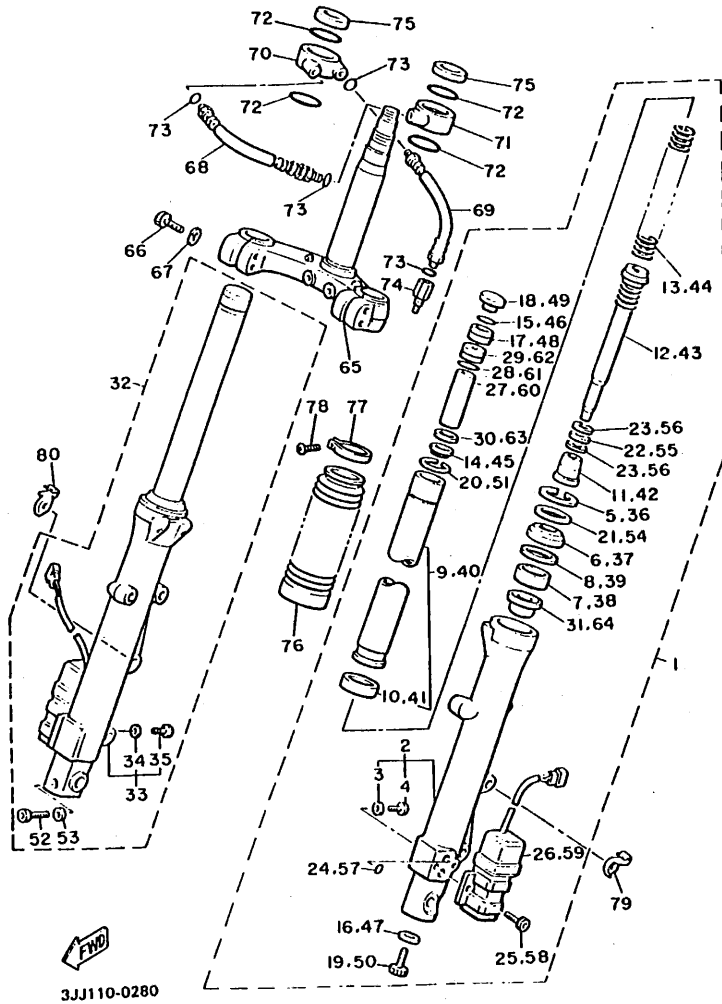
FIG. 27 STEERING



3JJ171-9270

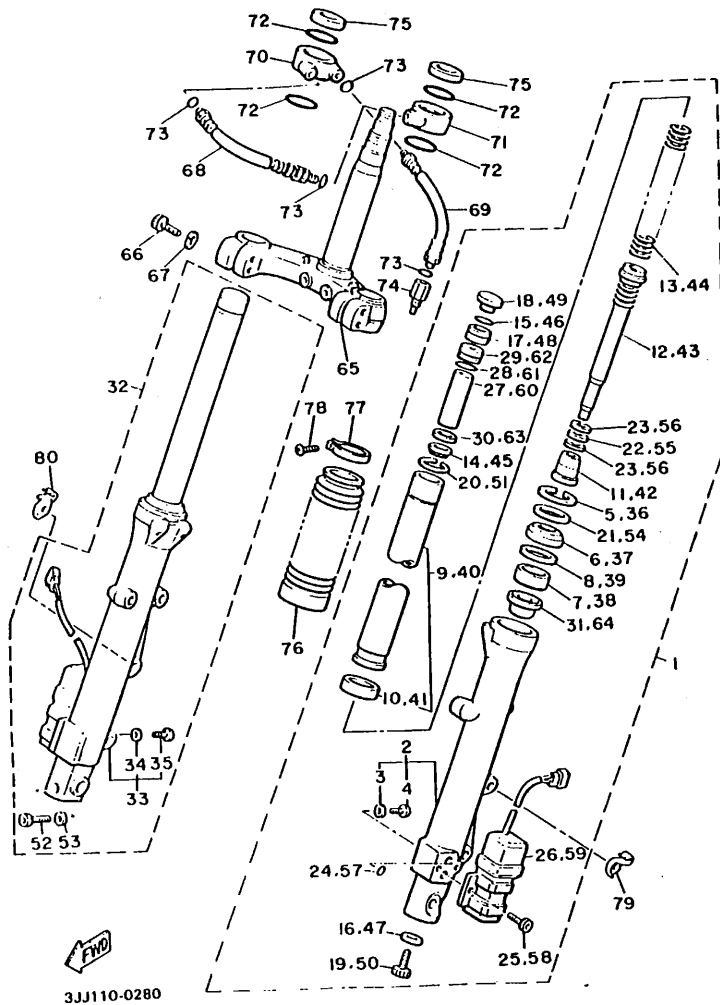
REF. NO.	PART NO.	DESCRIPTION	Q'TY	REMARKS
1	93332-00023	BEARING	1	
2	93332-00008	BEARING	1	
3	1J7-23415-00	COVER, ball race 1	1	
4	90179-25033	NUT	2	
5	90202-26142	WASHER, plate	1	
6	26H-23418-01	WASHER, special	1	
7	90179-22412	NUT	1	
8	1NL-23435-00-98	CROWN, handle	1	LOW GLOSS BLACK
9	1NL-23434-00	HOLDER, damper	2	
10	95826-08045	BOLT, flange	4	
11	1NL-23442-00	HOLDER, handle lower	1	
12	90202-19173	WASHER, plate	2	
13	90201-126K4	WASHER, plate	2	
14	92901-12100	WASHER, spring	2	
15	95301-12700	NUT	2	
16	90468-12124	CLIP	2	
17	26H-2313A-00	BRACE, fork	1	
18	95023-08016	BOLT	4	
19	90465-14310	CLAMP	6	
20	95303-10700	NUT	1	
21	90480-14455	GROMMET	1	

FIG. 28 FRONT FORK



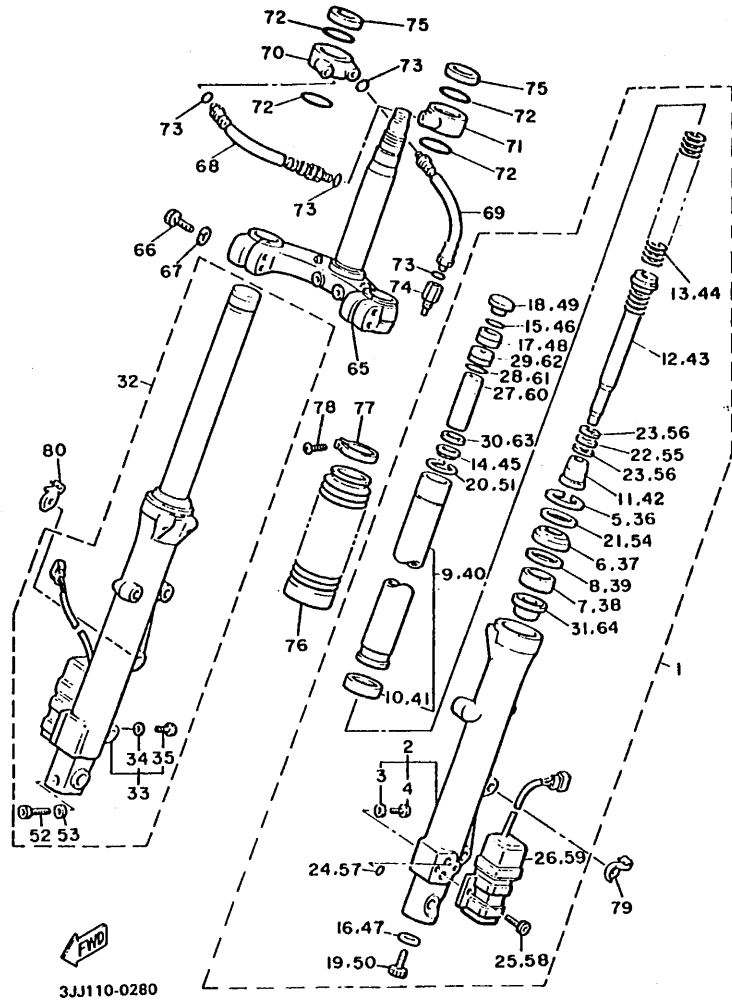
REF. NO.	PART NO.	DESCRIPTION	Q'TY	REMARKS
1	3JJ-23102-00	FRONT FORK ASSY (L.H)	1	UR CLEAR
	3JJ-23102-10	FRONT FORK ASSY (L.H)	1	UR LIGHT GRAY METALLIC 1
2	3JJ-23126-00	.TUBE, outer 1	1	UR CLEAR
	3JJ-23126-10	.TUBE, outer 1	1	UR LIGHT GRAY METALLIC 1
3	122-23129-00	..GASKET, drain plug	1	
4	4H7-23119-00	..PLUG, drain	1	
5	26H-23156-00	.CLIP, oil seal	1	
6	1NL-23145-00	.OIL SEAL	1	
7	3JJ-23125-00	.METAL, slide 1	1	
8	26H-23149-00	.WASHER, spring upper	1	
9	3JJ-23110-00	.INNER TUBE COMP.1	1	
10	3JJ-23171-00	..PISTON, front fork	1	
11	26H-23173-00	.SPINDLE, taper	1	
12	2WR-23170-01	.CYLINDER COMP., front fork	1	
13	41R-23141-00	.SPRING, front fork	1	
14	1FK-23142-00	.SEAT, spring upper	1	
15	26H-23147-00	.O-RING	1	
16	2K8-23158-L0	.GASKET	1	
17	1NL-23111-00	.BOLT, cap	1	
18	26H-23168-00	.CAP, front fork	1	
19	1NL-23181-00	.BOLT, hexagon socket head	1	
20	26H-23153-00	.RING, snap	1	
21	26H-23146-00	.WASHER, oil seal	1	
22	26H-2319L-00	.WASHER	1	
23	26H-2319M-00	.SPRING, valve	2	
24	1NL-23147-00	.O-RING	2	
25	22N-23346-00	.BOLT 1	2	
26	2WR-2310E-00	.A.N.D. MODULATOR ASS'Y 1	1	

FIG. 28 FRONT FORK



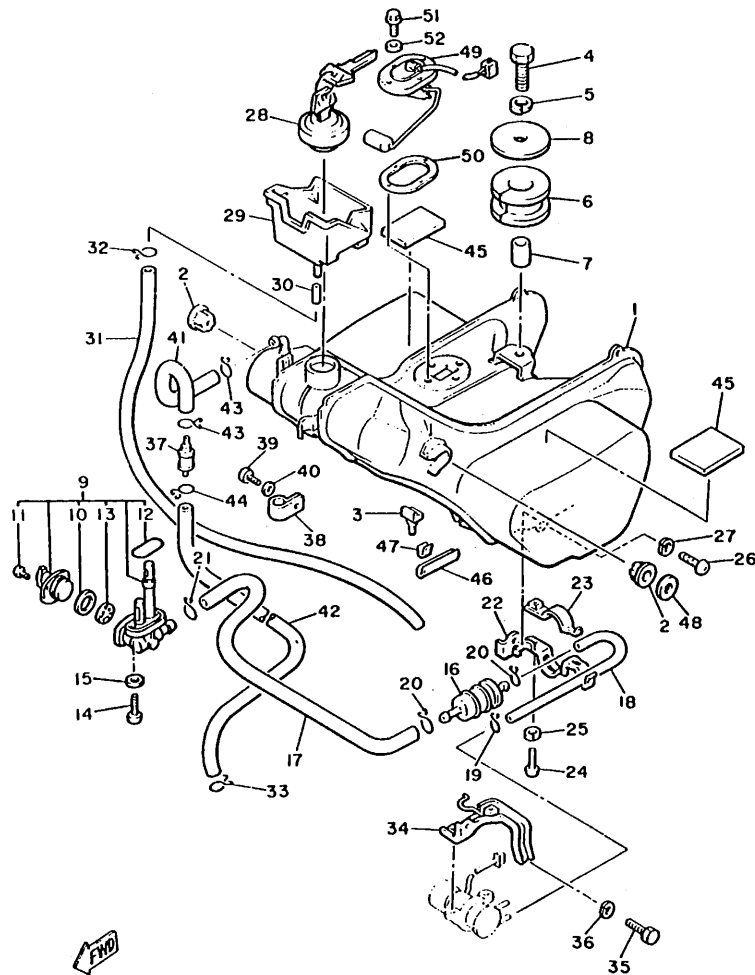
REF. NO.	PART NO.	DESCRIPTION	Q'TY	REMARKS
27	1NL-2318E-00	.SPACER	1	
28	1NL-23188-00	.O-RING	1	
29	1NL-2319U-00	.CAP	1	
30	1NL-23188-10	.O-RING	1	
31	2WR-2318U-00	.PLATE, seat	1	
32	3JJ-23103-00	FRONT FORK ASSY (R.H)	1	UR CLEAR
	3JJ-23103-10	FRONT FORK ASSY (R.H)	1	UR LIGHT GRAY METALLIC 1
	3JJ-23103-20	FRONT FORK ASSY (R.H)	1	UR CLEAR
33	3JJ-23136-00	.TUBE, outer 2	1	
	3JJ-23136-10	.TUBE, outer 2	1	UR LIGHT GRAY METALLIC 1
34	122-23129-00	..GASKET, drain plug	1	
35	4H7-23119-00	..PLUG, drain	1	
36	26H-23166-00	.CLIP, oil seal	1	
37	1NL-23145-00	.OIL SEAL	1	
38	3JJ-23125-00	.METAL, slide 1	1	
39	26H-23149-00	.WASHER, spring upper	1	
40	3JJ-23110-01	.INNER TUBE COMP.1	1	
41	3JJ-23171-00	..PISTON, front fork	1	
42	26H-23173-00	.SPINDLE, taper	1	
43	2WR-23170-01	.CYLINDER COMP., front fork	1	
44	41R-23141-00	.SPRING, front fork	1	
45	1FK-23142-00	.SEAT, spring upper	1	
46	26H-23147-00	.O-RING	1	
47	2K8-23158-L0	.GASKET	1	
48	1NL-23111-00	.BOLT, cap	1	
49	26H-23168-00	.CAP, front fork	1	
50	1NL-23181-00	.BOLT, hexagon socket head	1	
51	26H-23153-00	.PING, snap	1	
52	91311-08040	.BOLT	1	

FIG. 28 FRONT FORK



REF. NO.	PART NO.	DESCRIPTION	Q'TY	REMARKS
53	90201-08085	.WASHER, plate	1	
54	26H-23146-00	.WASHER, oil seal	1	
55	26H-2319L-00	.WASHER	1	
56	26H-2319M-00	.SPRING, valve	2	
57	1NL-23147-00	.O-RING	2	
58	22N-23346-00	.BOLT 1	2	
59	2WR-2310E-00	.A.N.D. MODULATOR ASS'Y 1	1	
60	1NL-2316E-00	.SPACER	1	
61	1NL-23188-00	.O-RING	1	
62	1NL-2319U-00	.CAP	1	
63	1NL-23188-10	.O-RING	1	
64	2WR-2318U-00	.PLATE, seat	1	
65	2WR-23340-01	UNDER BRACKET COMP.	1	
66	91311-08035	BOLT	4	
67	92990-08100	WASHER, spring	4	
68	2LV-2318F-00	HOSE, air	1	
69	1NL-2318K-00	HOSE, air 2	1	
70	26H-2319A-00	JOINT, air 2	1	
71	26H-2318A-00	JOINT, air 1	1	
72	26H-23188-00	O-RING	4	
73	3J2-23147-00	O-RING	4	
74	31M-2318E-00	CONNECTOR	1	
75	26H-23163-00	GASKET	2	
76	3JJ-23191-00	BOOT	2	
77	43M-23192-L0	BAND	2	
78	98506-04018	SCREW, pan head	2	
79	2WR-23318-00	HOLDER, cable 1	1	
80	2WR-23319-00	HOLDER, cable 2	1	

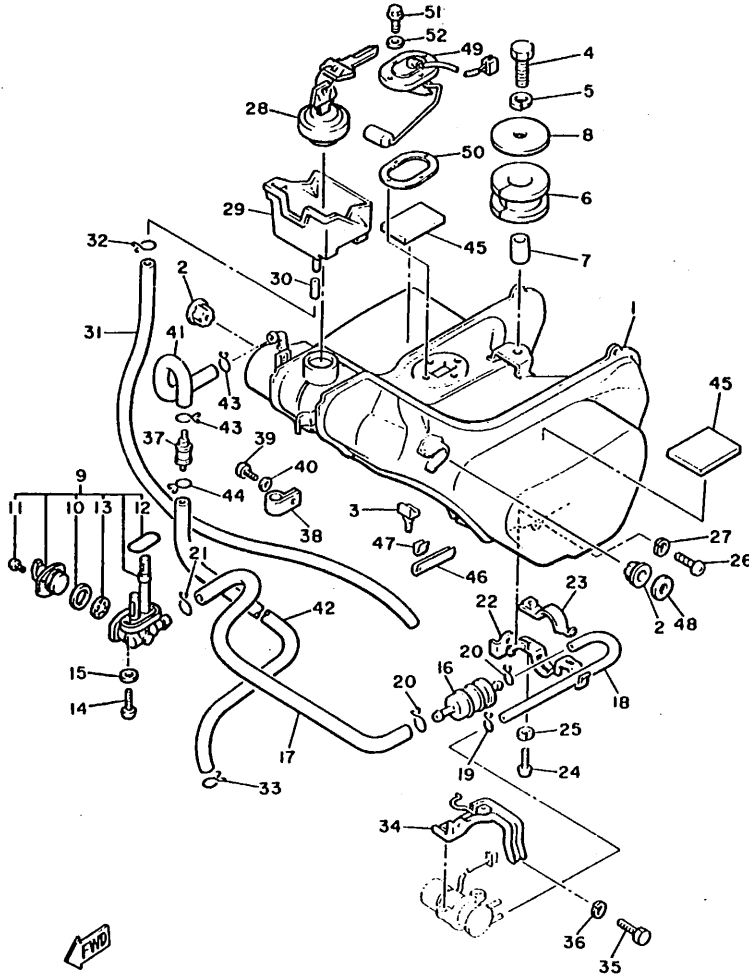
FIG. 29 FUEL TANK



3JJ110-0290

REF. NO.	PART NO.	DESCRIPTION	Q'TY	REMARKS
1	54K-24110-00-33	FUEL TANK COMP.	1	YAMAHA BLACK
2	26H-24181-00	DAMPER, locating 1	2	
3	26H-24182-01	DAMPER, locating 2	2	
4	97002-08040	BOLT	1	
5	92902-08100	WASHER, spring	1	
6	90480-20357	GROMMET	1	
7	90387-086E3	COLLAR	1	
8	90201-08569	WASHER, plate	1	
9	3JJ-24500-00	FUEL COCK ASSY 1	1	
10	3AJ-24534-00	.SEAL, cock	1	
11	98503-03008	.SCREW, pan head	2	
12	4X8-24512-00	.O-RING	1	
13	3AJ-24523-00	.VALVE	1	
14	90149-06011	SCREW	2	
15	90202-06010	WASHER, plate	2	
16	1FK-24560-00	FILTER ASSY	1	
17	41R-24314-00	PIPE 4	1	
18	26H-24315-01	PIPE 5	1	
19	90467-10091	CLIP	1	
20	90467-11044	CLIP	2	
21	90467-10091	CLIP	1	
22	26H-24566-02	BRACKET, filter	1	
23	26H-24568-00	BAND, filter	1	
24	98501-05016	SCREW, pan head	1	
25	92990-05100	WASHER, spring	1	
26	98501-05016	SCREW, pan head	1	
27	92990-05100	WASHER, spring	1	
28	47G-24650-00	CAP ASSY	1	

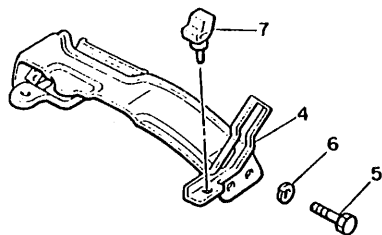
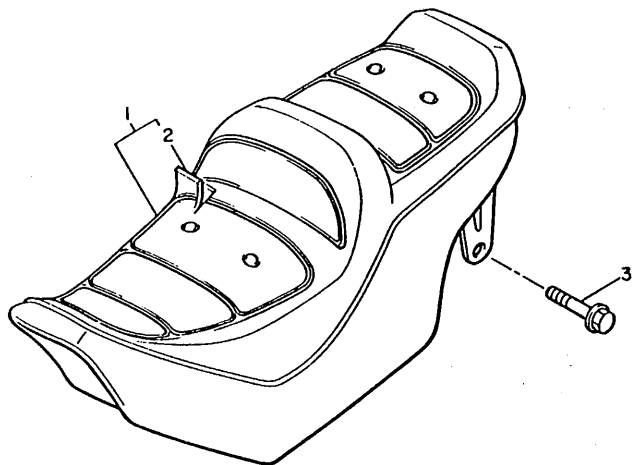
FIG. 29 FUEL TANK



3JJ110-0290

REF. NO.	PART NO.	DESCRIPTION	Q'TY	REMARKS
29	54K-2414A-00	COVER, filler	1	
30	54K-24376-00	PIPE, joint 1	1	
31	90445-042E2	HOSE	1	
32	90467-08021	CLIP	1	
33	90467-08003	CLIP	1	
34	26H-24491-01	BRACKET, fuel pump	1	
35	97001-06012	BOLT	2	
36	92990-06100	WASHER, spring	2	
37	25H-24180-00	ROLL OVER VALVE ASSY	1	
38	90461-15100	CLAMP	1	
39	98501-05010	SCREW, pan head	1	
40	92901-05600	WASHER, plate	1	
41	54K-24311-00	PIPE, fuel 1	1	
42	54K-24312-00	PIPE 2	1	
43	90467-10008	CLIP	2	
44	90467-08040	CLIP	1	
45	31A-21638-00	DAMPER 1	2	
46	26H-24188-00	MOLD, fuel tank	2	
47	90468-03063	CLIP	4	
48	90202-16163	WASHER, plate	2	
49	26H-85752-00	SENDER UNIT ASSY, fuel meter	1	
50	2H7-85753-00	GASKET, sender unit	1	
51	95821-06014	BOLT, flange	4	
52	90202-06010	WASHER, plate	4	

FIG. 30 SEAT

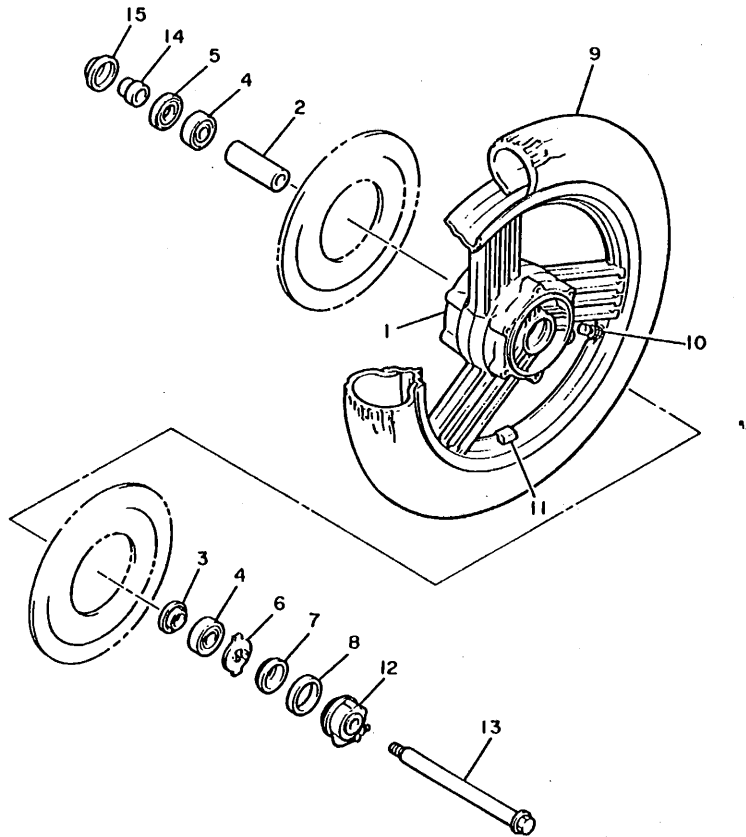


REF. NO.	PART NO.	DESCRIPTION	Q'TY	REMARKS
1	3JJ-24730-00	DOUBLE SEAT ASSY	1	UR GRAY/BLACK
	3JJ-24730-10	DOUBLE SEAT ASSY	1	UR BLACK
2	3JJ-2477A-00	.SEAT COVER ASSY	1	UR GRAY/BLACK
	3JJ-2477A-10	.SEAT COVER ASSY	1	UR BLACK
3	95806-08016	BOLT, flange	2	
4	26H-2471A-02	STAY, seat	1	
5	97001-06012	BOLT	4	
6	92990-06100	WASHER, spring	4	
7	26H-24747-00	DAMPER, seat	2	



1NL110-6300

FIG. 31 FRONT WHEEL.

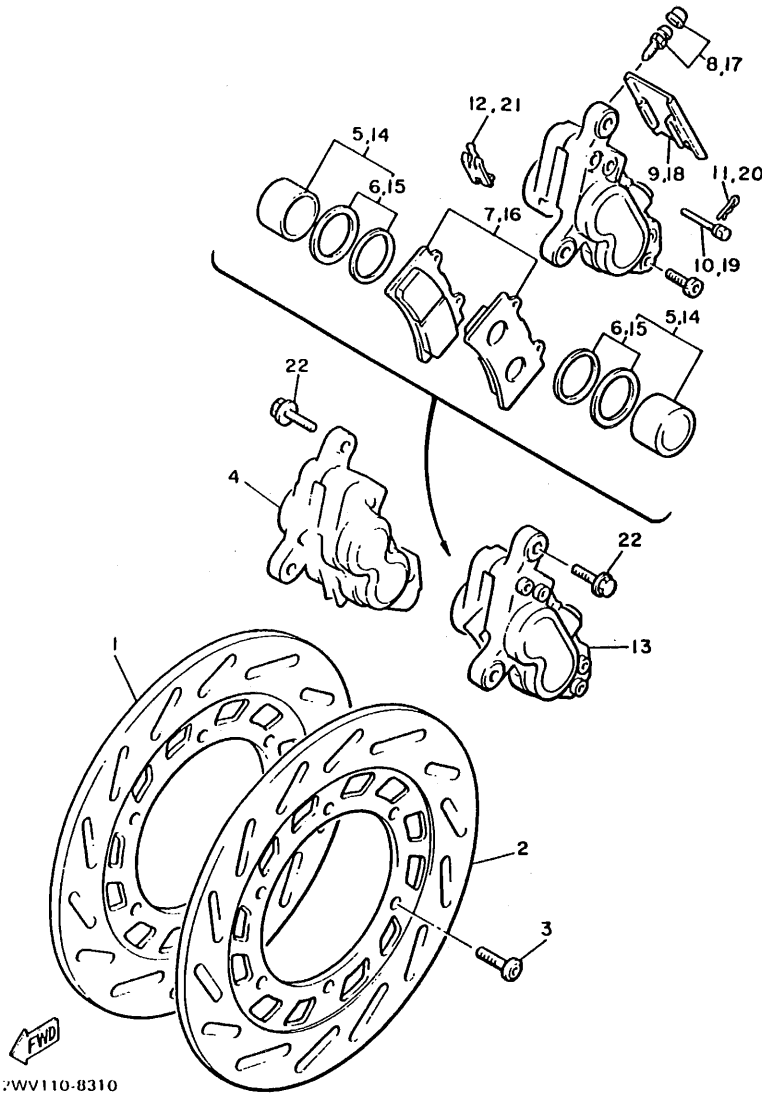


REF. NO.	PART NO.	DESCRIPTION	Q'TY	REMARKS
1	41R-25168-00-P0	CAST WHEEL, front	1	UR LIGHT YELLOW-
	41R-25168-00-35	CAST WHEEL, front	1	ISH GRAY ME 4 UR SILVER
2	90560-17233	SPACER	1	
3	1A1-25115-00	FLANGE, spacer 1	1	
4	93306-30309	BEARING (B6303ZZ)	2	
5	93102-28022	OIL SEAL	1	
6	341-25149-00	CLUTCH, meter	1	
7	341-25846-00	RETAINER, clutch	1	
8	93105-45017	OIL SEAL	1	
9	*	TIRE (120/90-18 65H)	1	LM PIRELLI
10	93900-00031	VALVE, rim	1	
11	1A1-25398-01	BALANCER, wheel (20G)	1	UN
	1A1-25399-00	BALANCER, wheel (10G)	1	UN
	2M0-25399-00	BALANCER, wheel (30G)	1	UN
12	26H-25190-00	GEAR UNIT ASSY	1	
13	1NL-25181-00	AXLE, wheel	1	
14	90387-173H2	COLLAR	1	
15	341-25118-00	COVER, hub dust	1	



1NL110-6310

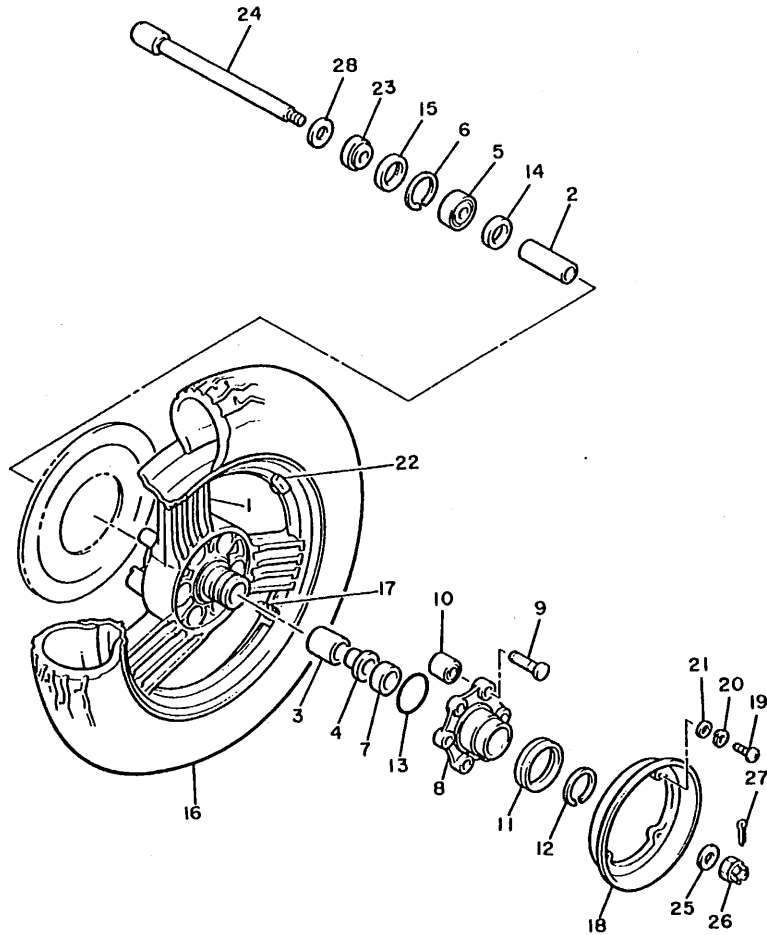
FIG. 32 FRONT BRAKE CALIPER



REF. NO.	PART NO.	DESCRIPTION	Q'TY	REMARKS
1	1NL-25831-00	DISC, brake (RIGHT)	1	
2	1NL-25831-10	DISC, brake (LEFT)	1	
3	90109-08718	BOLT	12	
4	1NL-25810-01	CALIPER ASSY (RIGHT)	1	
5	1KT-W0057-00	.PISTON ASSY, caliper	2	
6	1KT-W0047-00	..CALIPER SEAL KIT	1	
7	1NL-W0045-01	.BRAKE PAD KIT	1	
8	1J3-W0048-00	.BREED SCREW KIT	1	
9	1NL-25836-00	.COVER, dust	1	
10	1KT-25924-00	.PIN, pad	2	
11	1KT-25925-00	.CLIP	2	
12	1NL-25919-00	.SUPPORT, pad	1	
13	1NL-25810-11	CALIPER ASSY (LEFT)	1	
14	1NL-W0057-00	.PISTON ASSY, caliper	2	
15	1NL-W0047-00	..CALIPER SEAL KIT	1	
16	1NL-W0045-01	.BRAKE PAD KIT	1	
17	1J3-W0048-00	.BREED SCREW KIT	1	
18	1NL-25836-00	.COVER, dust	1	
19	1KT-25924-00	.PIN, pad	2	
20	1KT-25925-00	.CLIP	2	
21	1NL-25919-00	.SUPPORT, pad	1	
22	90105-10308	BOLT, washer based	4	

2WV110-8310

FIG. 33 REAR WHEEL.

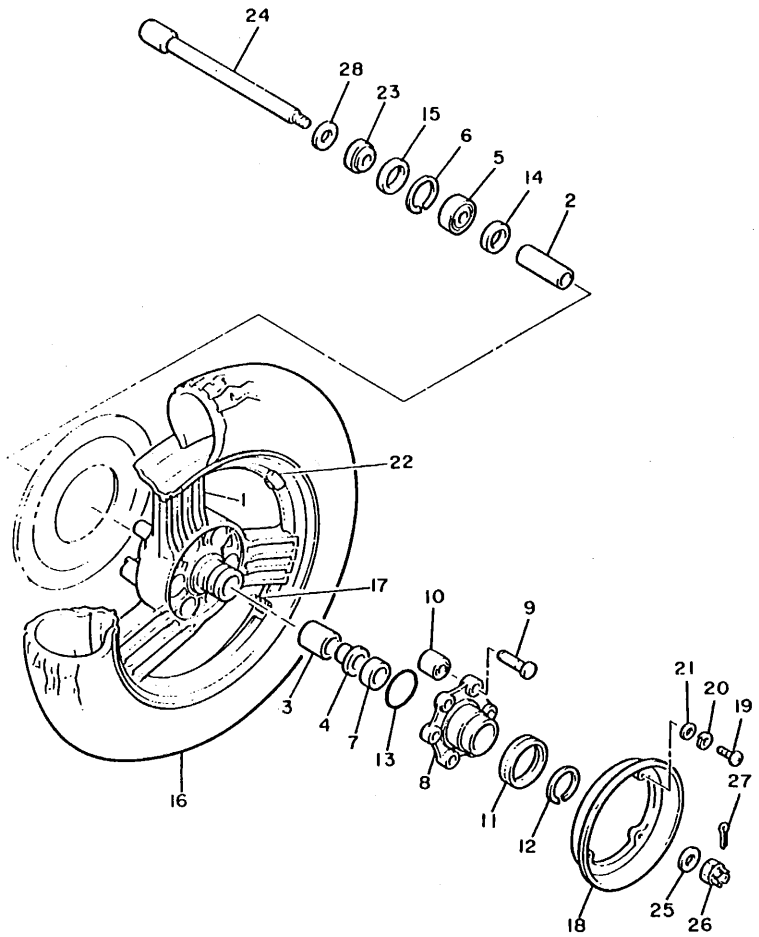


41R110-4320

REF. NO.	PART NO.	DESCRIPTION	Q'TY	REMARKS
1	26H-25338-20-P0	CAST WHEEL, rear	1	UR LIGHT YELLOW- ISH GRAY ME 4 UR SILVER
	26H-25338-20-35	CAST WHEEL, rear	1	
2	90560-20235	SPACER	1	
3	93317-32635	BEARING, cylindrical	1	
4	90387-203H7	COLLAR	1	
5	93306-30417	BEARING (B6304ZZ)	1	
6	99009-62500	CIRCLIP	1	
7	93102-25064	OIL SEAL	1	
8	26H-25366-00	CLUTCH, hub	1	
9	90249-12167	PIN	6	
10	26H-25364-00	DAMPER	6	
11	1J7-25319-01	SEAL, hub dust	1	
12	93440-45022	CIRCLIP	1	
13	93210-68347	O-RING	1	
14	2H7-25315-00	FLANGE, spacer	1	
15	93102-40367	OIL SEAL	1	
16	*	TIRE (140/90-16 77H)	1	LM PIRELLI
17	93900-00025	VALVE, rim	1	
18	1FK-25327-00	COVER, plate	1	
19	98501-05018	SCREW, pan head	4	
20	92901-05100	WASHER, spring	4	
21	92901-05600	WASHER, plate	4	
22	1A1-25398-01	BALANCER, wheel (20G)	1	UN
	1A1-25399-00	BALANCER, wheel (10G)	1	UN
	2M0-25399-00	BALANCER, wheel (30G)	1	UN
23	90387-200J2	COLLAR	1	
24	26H-25381-00	AXLE, wheel	1	
25	90201-18620	WASHER, plate	1	

FIG. 33 REAR WHEEL

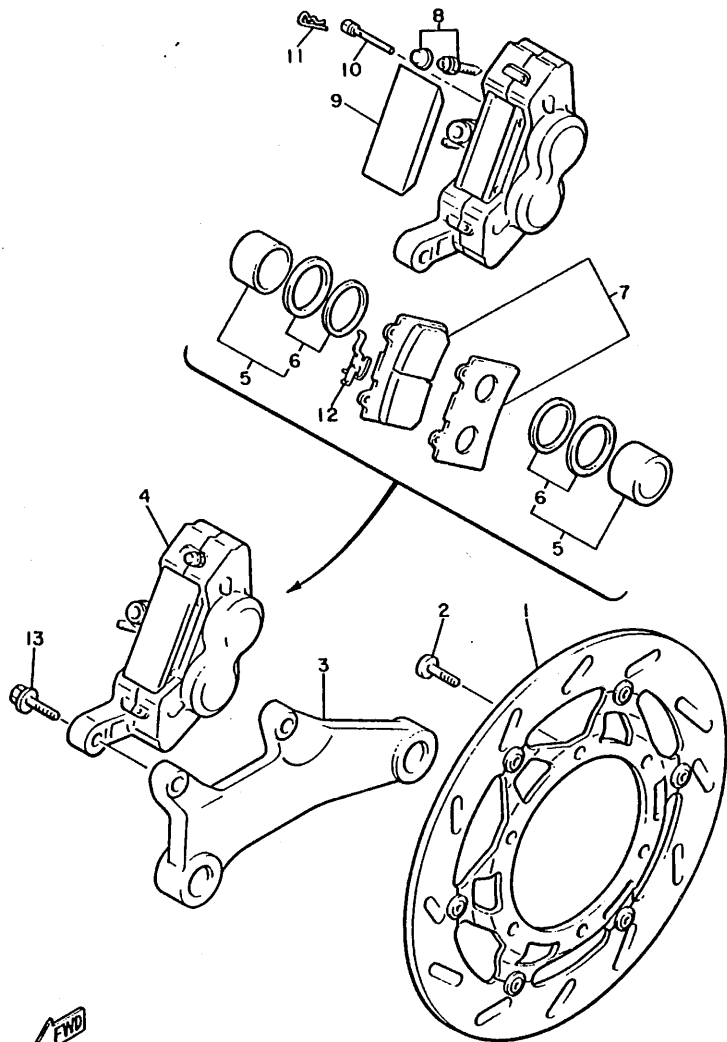
REF. NO.	PART NO.	DESCRIPTION	Q'TY	REMARKS
26	90171-18043	NUT, castle	1	
27	91401-40040	PIN, cotter	1	
28	92901-20600	WASHER, wave	1	



41R110-4320

F3

FIG. 34 REAR BRAKE CALIPER



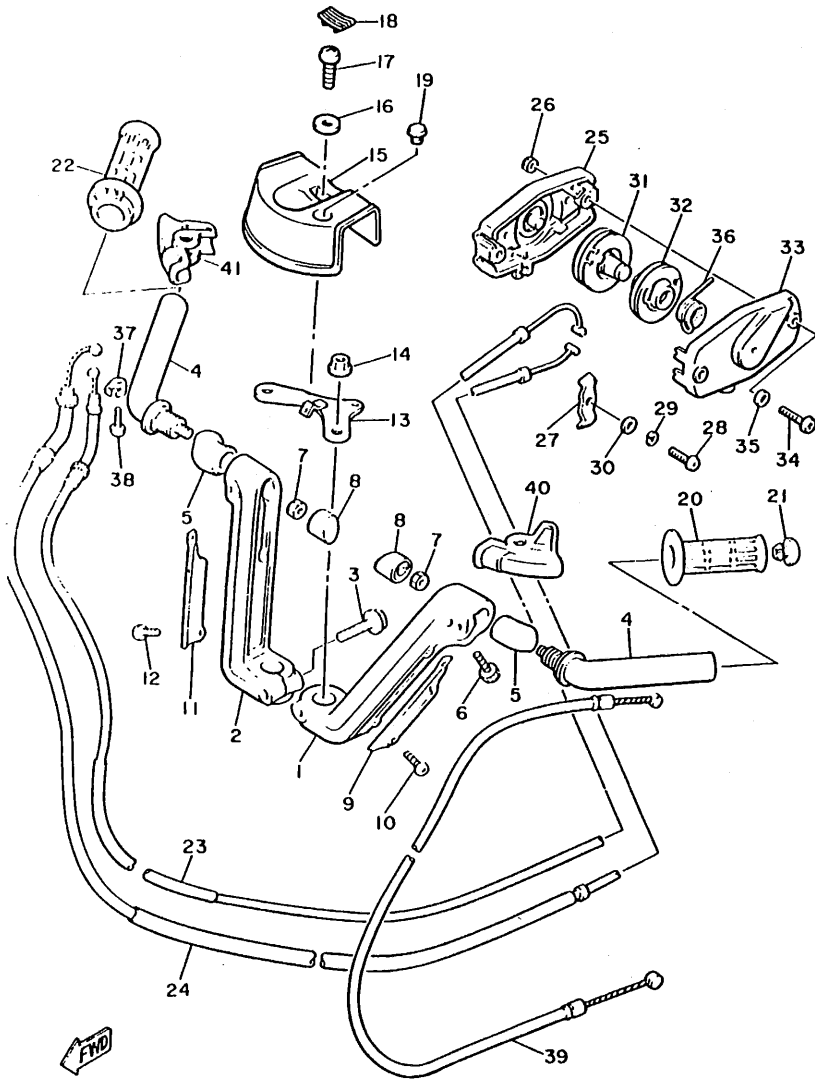
REF. NO.	PART NO.	DESCRIPTION	Q'TY	REMARKS
1	1NL-25830-51	DISK BRAKE ASSY	1	
2	90109-08718	BOLT	6	
3	1NL-25819-00	BRACKET, caliper	1	
4	1NL-25810-52	CALIPER ASSY	1	
5	1KT-W0057-00	.PISTON ASSY, caliper	2	
6	1KT-W0047-00	..CALIPER SEAL KIT	1	
7	1NL-W0045-01	.BRAKE PAD KIT	1	
8	1J3-W0048-00	.BREED SCREW KIT	1	
9	1KT-25836-00	.COVER, dust	1	
10	1KT-25924-00	.PIN, pad	2	
11	1KT-25925-00	.CLIP	2	
12	1KT-25919-00	.SUPPORT, pad	1	
13	90105-10308	BOLT, washer based	2	



2WV110-8320

F4

FIG. 35 STEERING HANDLE . CABLE

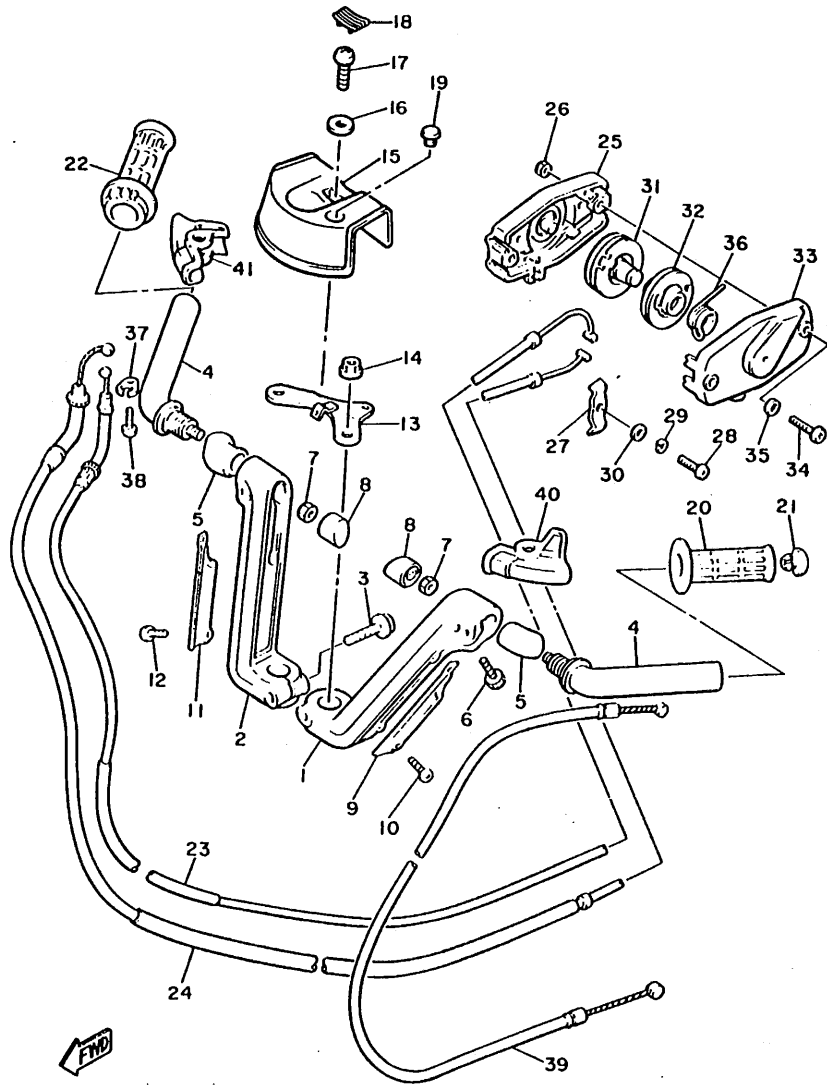


3JS332-9350

REF. NO.	PART NO.	DESCRIPTION	Q'TY	REMARKS
1	26H-26121-01	HANDLEBAR (LEFT)	1	
2	26H-26122-01	HANDLEBAR (RIGHT)	1	
3	95811-08045	BOLT, flange	2	
4	26H-W2613-00	HANDLEBAR	2	
5	26H-26147-00	BOOT, handlebar	2	
6	91311-06030	BOLT	4	
7	90179-10370	NUT	2	
8	26H-26133-00	CAP	2	
9	26H-26144-00	COVER, handlebar lower 1	1	
10	98506-05010	SCREW, pan head	2	
11	26H-26146-00	COVER, handlebar lower 2	1	
12	98506-05010	SCREW, pan head	2	
13	1VE-26226-00	BRACKET, handle cover 1	1	
14	90170-22094	NUT	2	
15	26H-26143-03	COVER, handlebar upper 1	1	
16	90201-05725	WASHER, plate	1	
17	98506-05016	SCREW, pan head	1	
18	26H-26216-00	CAP, handlebar cover	1	
19	31M-26217-00	CAP, cover handle 2	1	
20	26H-26241-00	GRIP	1	
21	26H-2628J-00	CAP, grip	1	
22	26H-26240-00	GRIP ASSY	1	
23	41V-26311-00	CABLE, throttle 1	1	
24	41V-26312-00	CABLE, throttle 2	1	
25	41V-2629A-00	HOUSING COMP.	1	
26	95601-05100	NUT, u	4	
27	41V-2627E-00	CLAMP,wire	2	
28	98501-05016	SCREW, pan head	2	

FIG. 35 STEERING HANDLE • CABLE

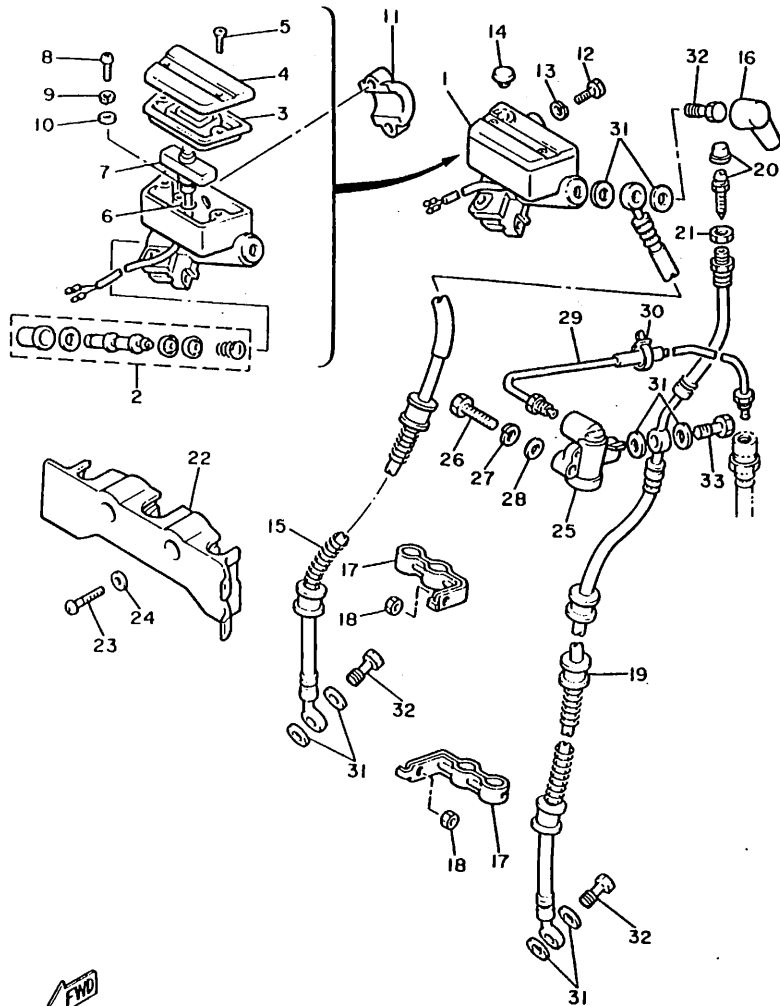
REF. NO.	PART NO.	DESCRIPTION	Q'TY	REMARKS
29	92990-05100	WASHER, spring	2	
30	92901-05600	WASHER, plate	2	
31	41V-26273-00	ROTOR	1	
32	41V-2627A-00	ROTOR 2	1	
33	41V-2629G-00	HOUSING 2	1	
34	98503-05025	SCREW, pan head	2	
35	92901-05600	WASHER, plate	2	
36	41V-2629L-00	SPRING, torsion	1	
37	5H0-26393-00	HOLDER	1	
38	98506-05008	SCREW, pan head	1	
39	26H-26331-00	CABLE, starter 1	1	
40	26H-26372-01	COVER, handle lever 1	1	
41	26H-2637A-00	COVER, handle lever 2	1	



3JS332-9350

F6

FIG. 36 FRONT MASTER CYLINDER

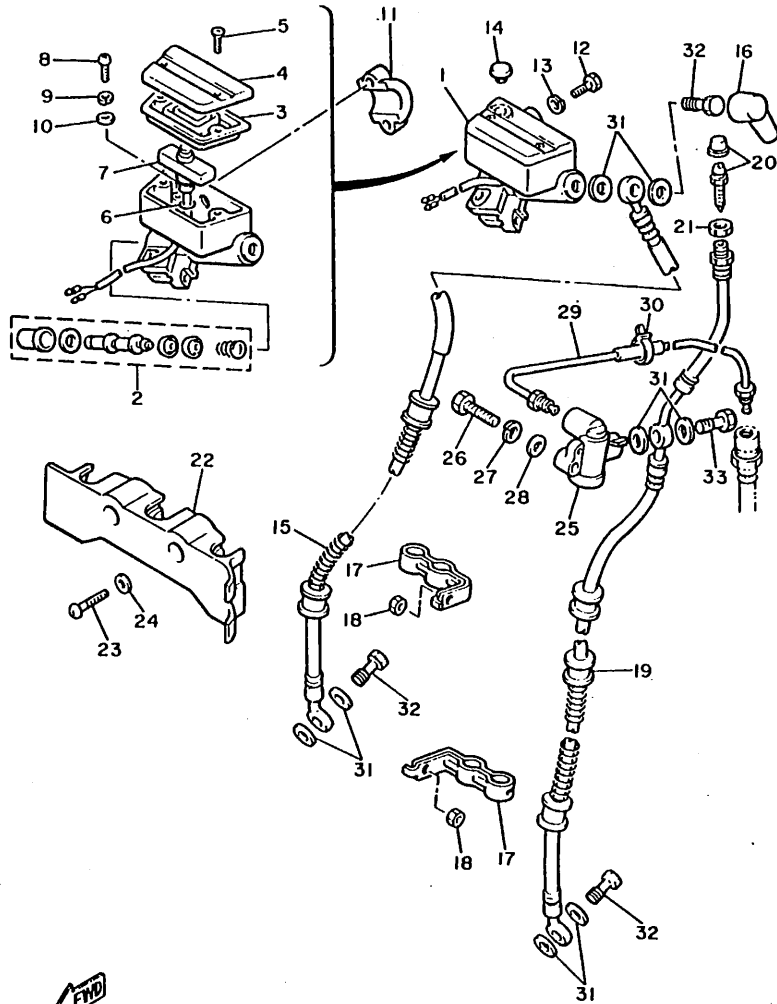


REF. NO.	PART NO.	DESCRIPTION	Q'TY	REMARKS
1	1NL-25850-01	MASTER CYLINDER ASSY	1	
2	4H7-W0041-50	.CYLINDER KIT, master	1	
3	26H-25854-00	.DIAPHRAGM, reservoir	1	
4	26H-25852-01	.CAP, reservoir	1	
5	98706-04012	.SCREW, flat head	2	
6	93210-08493	.O-RING	1	
7	26H-85702-00	.LEAD SWITCH ASSY	1	
8	98511-04012	.SCREW, pan head	1	
9	92901-04100	.WASHER, spring	1	
10	92901-04600	.WASHER, plate	1	
11	1J3-25867-00	BRACKET, master cylinder	1	
12	97016-06025	BOLT	2	
13	92906-06100	WASHER, spring	2	
14	90338-09012	PLUG	1	
15	2WR-25872-00	HOSE, brake 1	1	
16	306-25862-00	BOOT, master cylinder	1	
17	2WR-25875-00	HOLDER, brake hose 1	2	
18	95306-06800	NUT	2	
19	2WR-25873-00	HOSE, brake 2	1	
20	1NL-W0048-00	BREED SCREW KIT	1	
21	95306-12600	NUT	1	
22	26H-25886-01	HOLDER, brake hose	1	
23	92506-06025	SCREW, pan head	2	
24	92906-06600	WASHER, plate	2	
25	1NL-25940-00	METERING VALVE ASSY	1	
26	97026-06030	BOLT	1	
27	92906-06100	WASHER, spring	1	
28	92906-06600	WASHER, plate	1	



2WV110-8350

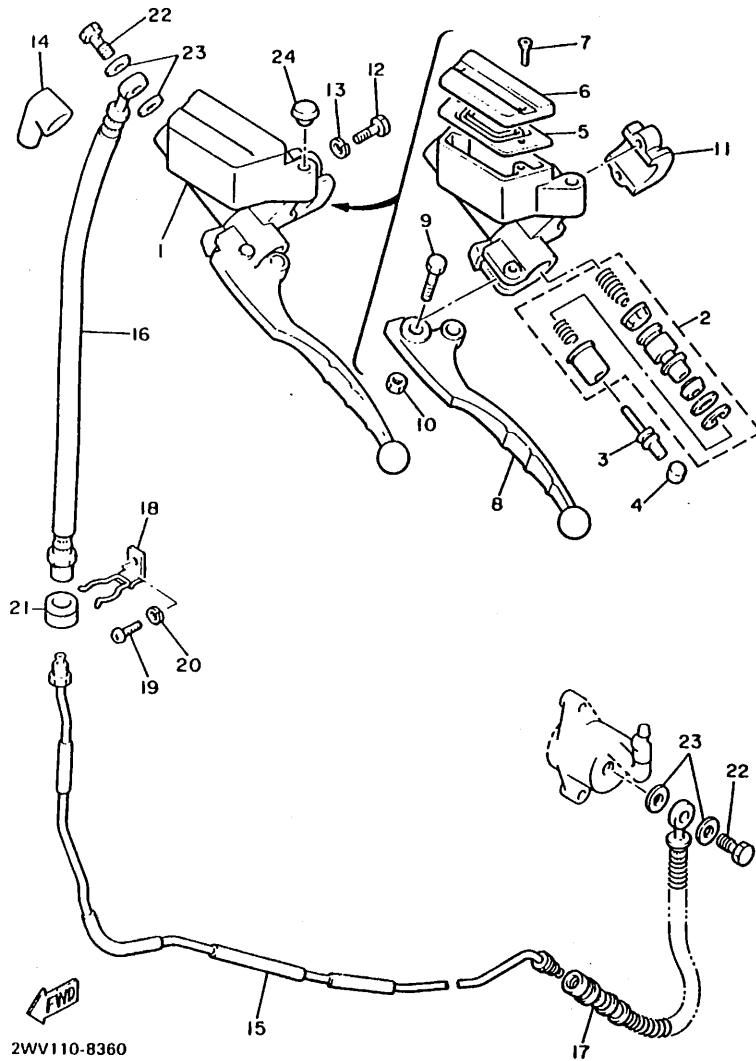
FIG. 36 FRONT MASTER CYLINDER



REF. NO.	PART NO.	DESCRIPTION	Q'TY	REMARKS
29	26H-25871-00	PIPE, brake	1	
30	437-83936-10	BAND, switch cord	2	
31	90201-10118	WASHER, plate	8	
32	90401-10096	BOLT, union	3	
33	90401-10114	BOLT, union	1	

2WV110-8350

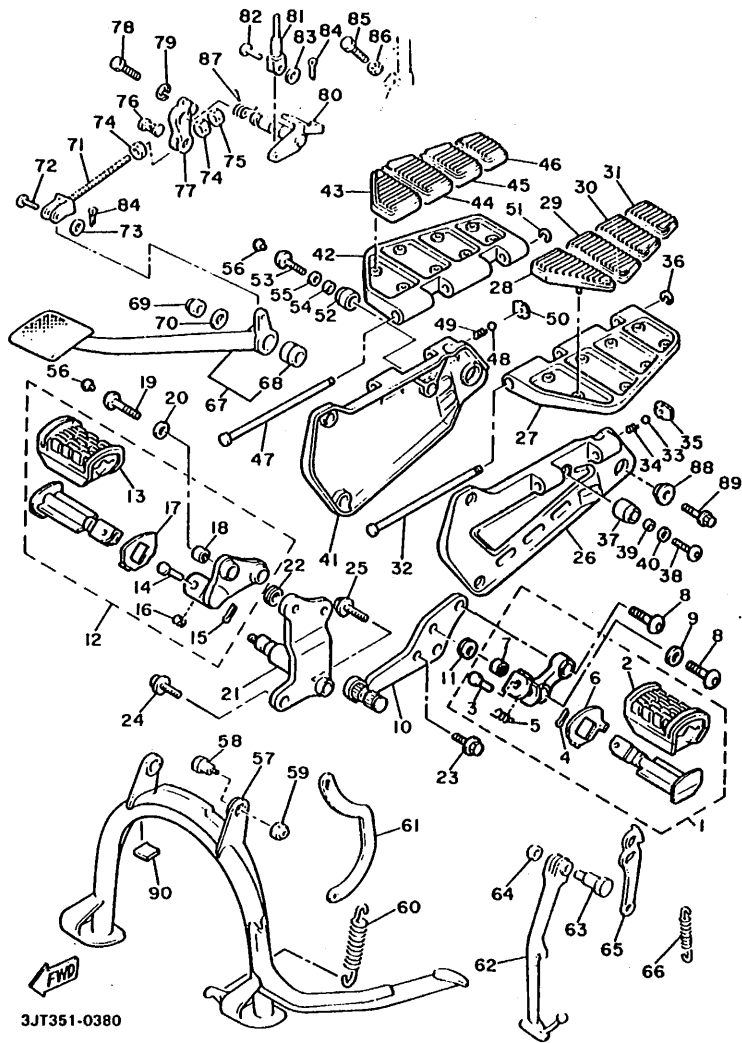
FIG. 37 FRONT MASTER CYLINDER 2



2WV110-8360

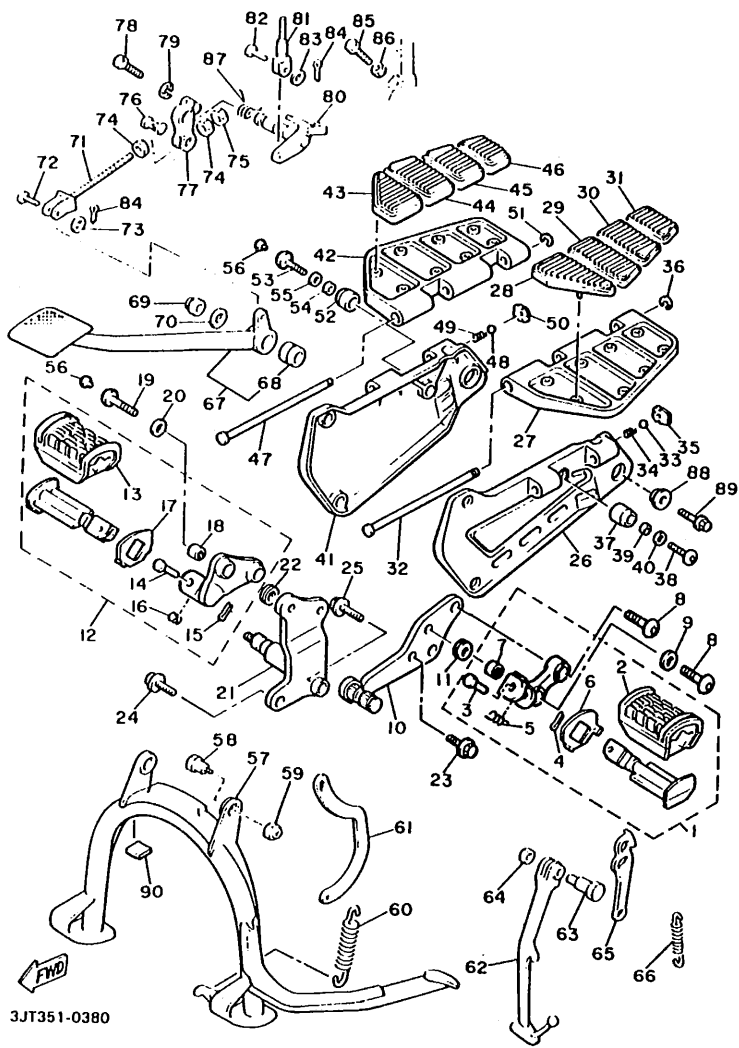
REF. NO.	PART NO.	DESCRIPTION	Q'TY	REMARKS
1	26H-26450-01	MASTER CYLINDER ASSY (CLUTCH)	1	
2	26H-W0099-00	.CYLINDER KIT, master (CLUTCH)	1	
3	26H-26464-00	.ROD, push	1	
4	26H-26455-00	.BUSH	1	
5	26H-25854-00	.DIAPHRAGM, reservoir	1	
6	26H-25852-01	.CAP, reservoir	1	
7	98706-04012	.SCREW, flat head	2	
8	26H-83912-00	.LEVER 1	1	
9	90109-06577	.BOLT	1	
10	95616-06100	.NUT, u	1	
11	26H-26467-00	.HOLDER	1	
12	97016-06025	BOLT	2	
13	92906-06100	WASHER, spring	2	
14	306-25862-00	BOOT, master cylinder	1	
15	26H-26471-02	PIPE	1	
16	26H-26472-00	HOSE, clutch 1	1	
17	26H-26473-00	HOSE, clutch 2	1	
18	26H-26475-01	HOLDER	1	
19	92506-06012	SCREW, pan head	1	
20	92906-06100	WASHER, spring	1	
21	341-25881-00	PROTECTOR, brake hose	1	
22	90401-10096	BOLT, union	2	
23	90201-10118	WASHER, plate	4	
24	90338-09012	PLUG	1	

FIG. 38 STAND • FOOTREST



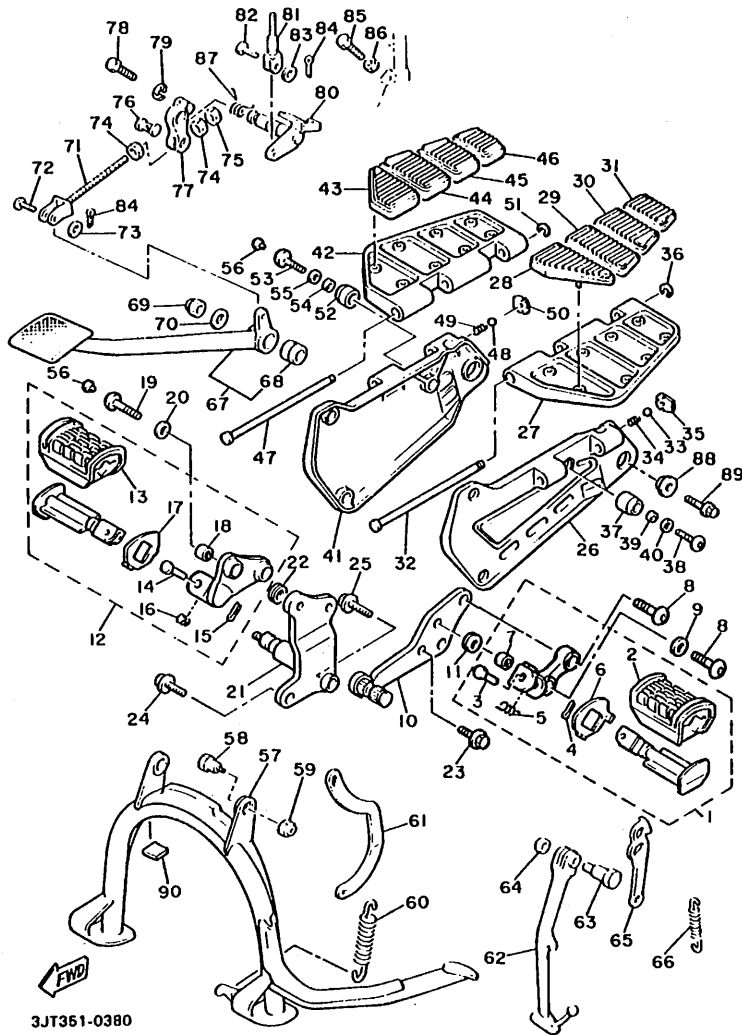
REF. NO.	PART NO.	DESCRIPTION	Q'TY	REMARKS
1	1NL-27410-01-93	FRONT FOOTREST ASSY (LEFT)	1	CHROME PLAT'D
2	26H-27413-02	.COVER, footrest	1	
3	91701-08038	.PIN, clevis	1	
4	91401-25015	.PIN, cotter	1	
5	90508-20023	.SPRING, torsion	1	
6	26H-27417-00	.WASHER, footrest	1	
7	1NL-27424-00	.DAMPER, footrest 2	2	
8	90110-08127	BOLT, hexagon socket head	2	
9	1AA-27415-00	PLATE, footrest	2	
10	1NL-2741L-01	BRACKET 4	1	
11	90202-19174	WASHER, plate	2	
12	1NL-27420-01-93	FRONT FOOTREST ASSY (RIGHT)	1	CHROME PLAT'D
13	26H-27413-02	.COVER, footrest	1	
14	91701-08038	.PIN, clevis	1	
15	91401-25015	.PIN, cotter	1	
16	90508-20023	.SPRING, torsion	1	
17	26H-27417-00	.WASHER, footrest	1	
18	1NL-27424-00	.DAMPER, footrest 2	2	
19	90110-08127	BOLT, hexagon socket head	2	
20	1AA-27415-00	PLATE, footrest	2	
21	1NL-2742L-01	BRACKET 5	1	
22	90202-19174	WASHER, plate	2	
23	95023-10030	BOLT	2	
24	95023-10020	BOLT	1	
25	95023-10030	BOLT	1	
26	1NL-27442-00	BRACKET 2	1	
27	1NL-27451-00	FOOTREST	1	
28	1NL-27413-00	COVER, footrest	1	

FIG. 38 STAND • FOOTREST



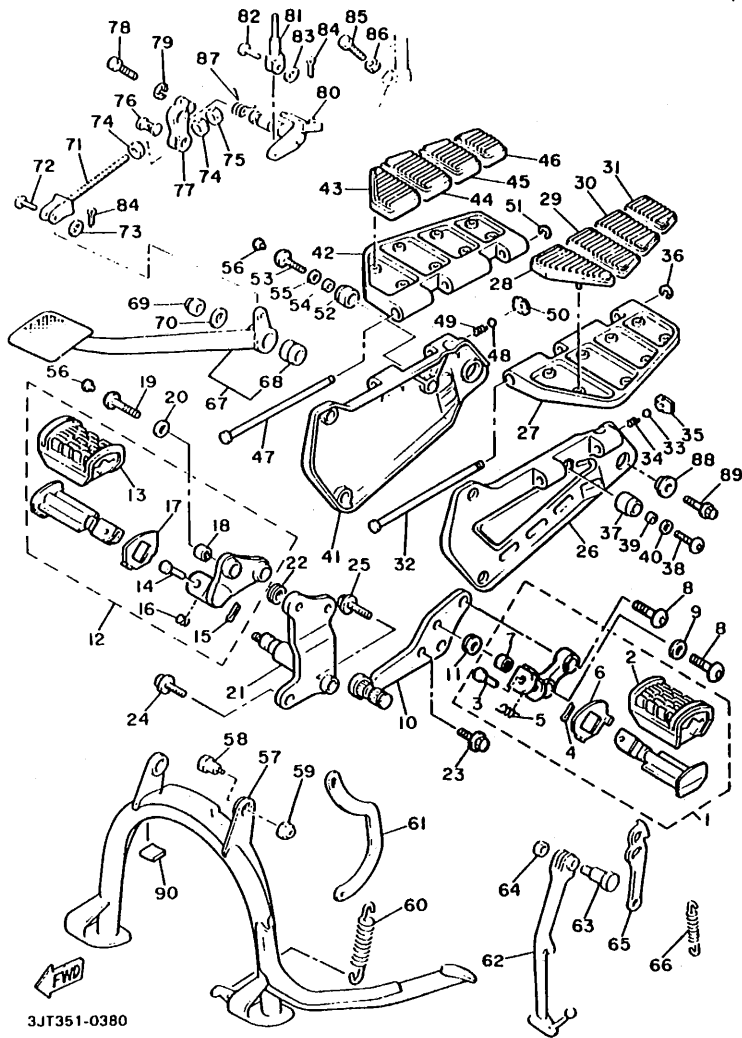
REF. NO.	PART NO.	DESCRIPTION	Q'TY	REMARKS
29	1NL-27433-00	COVER, rear footrest	1	
30	1NL-27453-00	COVER 1	1	
31	1NL-27486-00	COVER 1	1	
32	1NL-27427-00	SHAFT	1	
33	93501-04011	BALL	1	
34	90501-13720	SPRING, compression	1	
35	1NL-27437-00	WASHER, special	1	
36	99001-06600	CIRCLIP	1	
37	1NL-27414-00	DAMPER, footrest	3	
38	90110-08127	BOLT, hexagon socket head	3	
39	90387-086N4	COLLAR	3	
40	90201-087F0	WASHER, plate	3	
41	1NL-27443-00	BRACKET 3	1	
42	1NL-27481-00	FOOTREST	1	
43	1NL-27423-00	COVER, footrest	1	
44	1NL-27444-00	COVER, rear footrest	1	
45	1NL-27463-00	COVER 2	1	
46	1NL-27487-00	COVER 2	1	
47	1NL-27427-00	SHAFT	1	
48	93501-04011	BALL	1	
49	90501-13720	SPRING, compression	1	
50	1NL-27437-00	WASHER, special	1	
51	99001-06600	CIRCLIP	1	
52	1NL-27414-00	DAMPER, footrest	3	
53	90110-08127	BOLT, hexagon socket head	3	
54	90387-086N4	COLLAR	3	
55	90201-087F0	WASHER, plate	3	
56	90338-08163	PLUG	10	

FIG. 38 STAND . FOOTREST



REF. NO.	PART NO.	DESCRIPTION	Q'TY	REMARKS
57	26H-27111-01-R4	STAND, main	1	BLACK (FOR ELECTRODEPOSIT)
58	90109-10691	BOLT	2	
59	90185-10091	NUT, self-locking	2	
60	90506-32314	SPRING, tension	1	
61	26H-27115-00	LINK, main stand	1	
62	26H-27311-01-R4	STAND, side	1	BLACK (FOR ELECTRODEPOSIT)
63	90109-10474	BOLT	1	
64	90185-10037	NUT, self-locking	1	
65	26H-27315-00	LINK, side stand	1	
66	90506-29266	SPRING, tension	1	
67	26H-27200-00-39	PEDAL, brake	1	CLEAR
68	90387-06701	.COLLAR	1	
69	90176-10045	NUT, crown	1	
70	90201-100A1	WASHER, plate	1	
71	26H-27247-01	ROD 1	1	
72	90240-06006	PIN, clevis	1	
73	92901-06200	WASHER, plain	1	
74	90179-08437	NUT	2	
75	95303-08700	NUT	1	
76	90249-08172	PIN	1	
77	26H-27243-00	BOSS, brake pedal	1	
78	90101-06291	BOLT	1	
79	92990-06100	WASHER, spring	1	
80	26H-27212-00	SHAFT, brake pedal	1	
81	26H-27231-00	ROD, brake	1	
82	90240-06006	PIN, clevis	1	
83	92901-06200	WASHER, plain	1	
84	91401-20015	PIN, cotter	2	

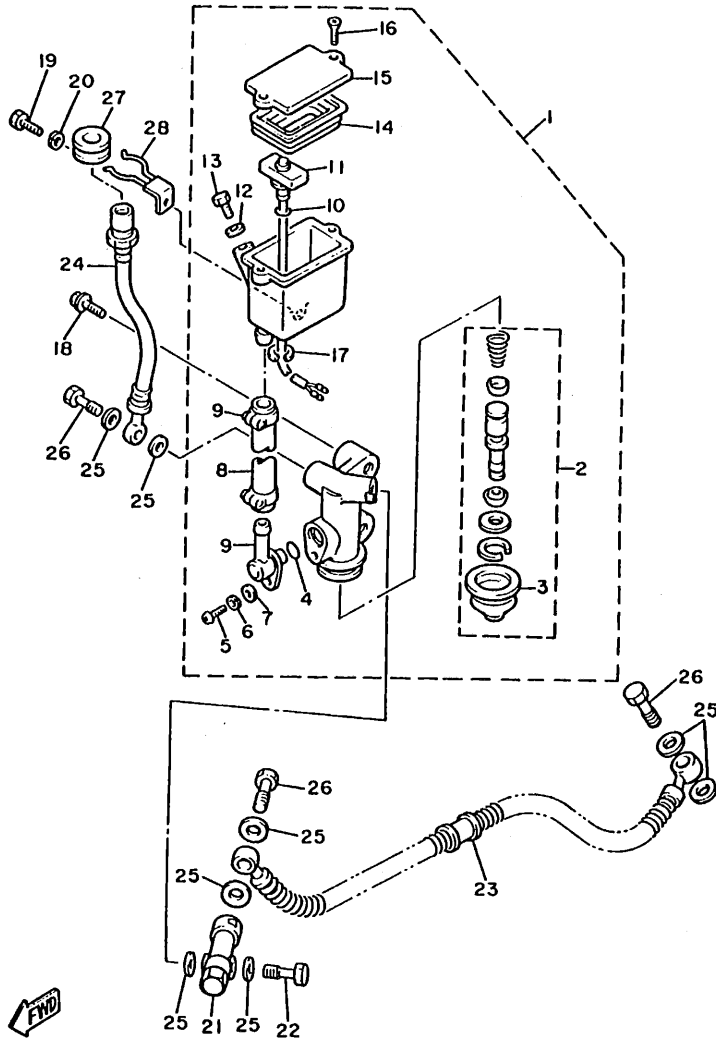
FIG. 38 STAND . FOOTREST



3JT351-0380

REF. NO.	PART NO.	DESCRIPTION	Q'TY	REMARKS
85	97001-06020	BOLT	1	
86	90170-06184	NUT	1	
87	90508-32590	SPRING, torsion	1	
88	15R-27415-00	PLATE, footrest	2	
89	95023-10050	BOLT	2	
90	18A-21778-00	DAMPER	1	

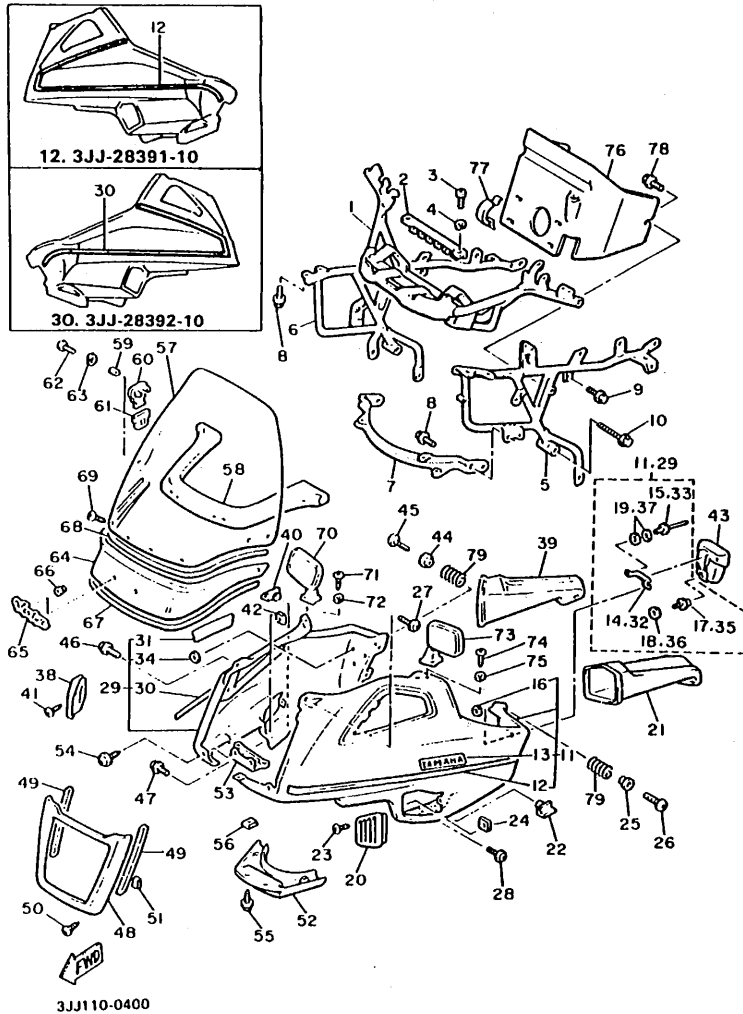
FIG. 39 REAR MASTER CYLINDER



2WV110-8380

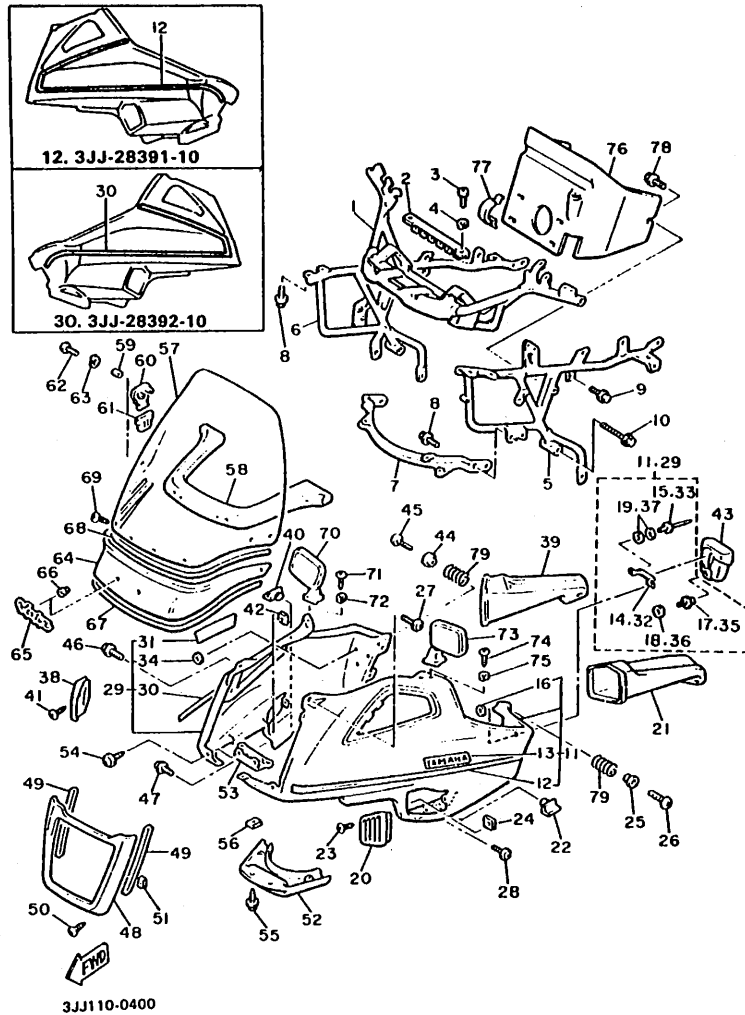
REF. NO.	PART NO.	DESCRIPTION	Q'TY	REMARKS
1	3JT-2583V-00	RR. MASTER CYLINDER ASSY.	1	
2	4W1-W0041-00	.CYLINDER KIT, master	1	
3	1J3-25862-51	..BOOT, master cylinder	1	
4	2M0-25864-50	.O-RING	1	
5	98511-04012	.SCREW, pan head	1	
6	92901-04100	.WASHER, spring	1	
7	92901-04600	.WASHER, plate	1	
8	26H-25895-50	.HOSE, reservoir	1	
9	90460-16237	.CLAMP, hose	2	
10	93210-08493	.O-RING	1	
11	5G2-85702-00	.LEAD SWITCH ASSY	1	
12	90201-10610	.WASHER, plate	1	
13	90153-10015	.SCREW, hexagon	1	
14	1NL-25854-50	.DIAPHRAGM, reservoir	1	
15	1NL-25852-51	.CAP, reservoir	1	
16	98706-04012	.SCREW, flat head	2	
17	99001-09600	.CIRCLIP	1	
18	90105-08141	BOLT, washer based	2	
19	97016-06020	BOLT	1	
20	92906-06100	WASHER, spring	1	
21	1NL-25884-00	VALVE, proportioning	1	
22	90401-10044	BOLT, union	1	
23	26H-25872-51	HOSE, brake 1	1	
24	26H-25874-00	HOSE, brake	1	
25	90201-10118	WASHER, plate	8	
26	90401-10096	BOLT, union	3	
27	341-25881-00	PROTECTOR, brake hose	1	
28	26H-25887-50	HOLDER, brake hose	1	

FIG. 40 COWLING 1



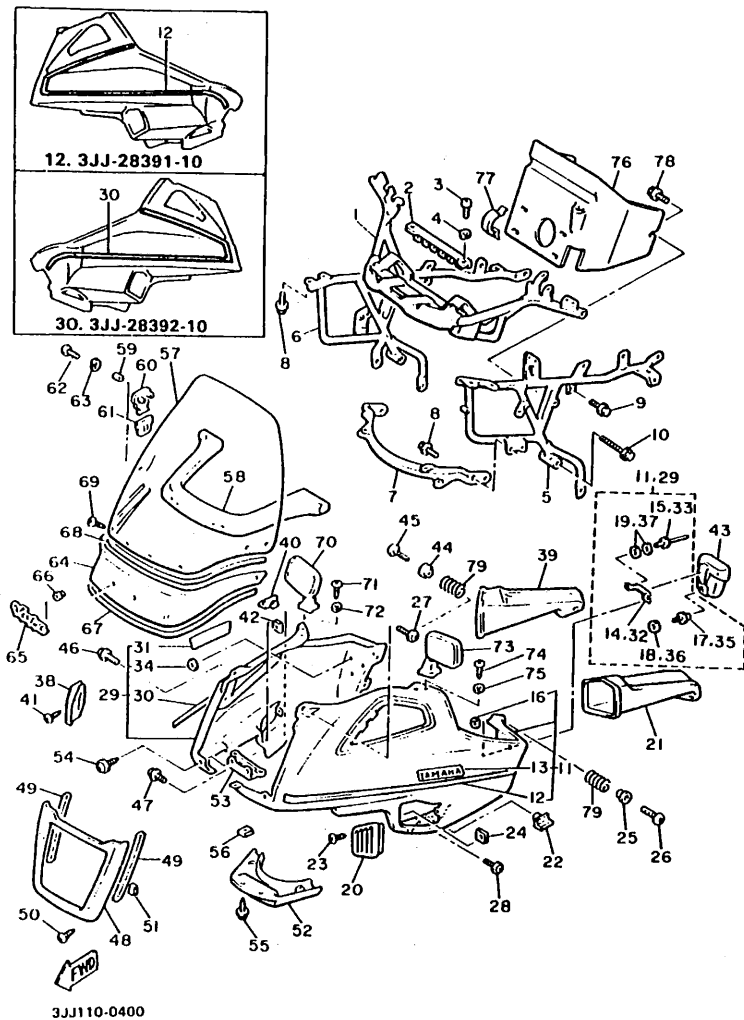
REF. NO.	PART NO.	DESCRIPTION	Q'TY	REMARKS
1	1NL-28356-00	STAY 1	1	
2	41R-2134E-01	BRACKET, relay	1	
3	92506-06012	SCREW, pan head	2	
4	92906-06100	WASHER, spring	2	
5	1NL-28322-00	STAY, leg shield	1	
6	1NL-28332-00	STAY, leg shield	1	
7	26H-28359-01	STAY 2	1	
8	95801-06010	BOLT, flange	8	
9	95801-08012	BOLT, flange	4	
10	95802-08050	BOLT, flange	2	
11	2WR-Y283G-21-9Y	BODY, front upper 1	1	UR DULL BLUE COCKTAIL 1 DARK
	59G-Y283G-01-XA	BODY, front upper 1	1	UR GRACEFUL MAROON
12	2WR-28391-20	.GRAPHIC 1	1	UR FOR DBC1
	3JJ-28391-10	.GRAPHIC 1	1	UR FOR GRM
13	26H-28328-00	.EMBLEM	1	
14	59G-28283-01	.BRACKET, pouch	1	
15	90267-32019	.RIVET, blind	2	
16	92990-03200	.WASHER, plain	2	
17	59J-28379-00	.HOOK	1	WITH NUT
18	90201-04325	.WASHER, plate	1	
19	90201-033H3	.WASHER, plate	4	
20	26H-2837N-01-33	GRILL, air intake 1	1	YAMAHA BLACK
21	26H-2838T-01	DUCT 3	1	
22	26H-28372-00	DAMPER	1	
23	90164-04006	SCREW, tapping	1	
24	90183-04027	NUT, spring	1	
25	90387-064J1	COLLAR	1	
26	92501-06014	SCREW, pan head	1	

FIG. 40 COWLING 1



REF. NO.	PART NO.	DESCRIPTION	Q'TY	REMARKS
27	90159-06060	SCREW, with washer	2	
28	90159-05134	SCREW, with washer	1	
29	2WR-Y283H-21-9Y	BODY, front upper 2	1	UR DULL BLUE COCKTAIL 1 DARK
	59G-Y283H-01-XA	BODY, front upper 2	1	UR GRACEFUL MAROON
30	2WR-28392-20	.GRAPHIC 2	1	UR FOR DBC1
	3JJ-28392-10	.GRAPHIC 2	1	UR FOR GRM
31	26H-28338-00	.EMBLEM	1	
32	59G-28283-01	.BRACKET, pouch	1	
33	90267-32019	.RIVET, blind	2	
34	92990-03200	.WASHER, plain	2	
35	59J-28379-00	.HOOK	1	WITH NUT
36	90201-04325	.WASHER, plate	1	
37	90201-033H3	.WASHER, plate	4	
38	26H-2837R-01-33	GRILL, AIR INTAKE 2	1	YAMAHA BLACK
39	26H-2838U-01	DUCT 4	1	
40	26H-28372-00	DAMPER	1	
41	90164-04006	SCREW, tapping	1	
42	90183-04027	NUT, spring	1	
43	3JJ-28281-00	POUCH, cowling 1	2	UR GRAY
	1NL-28281-10	POUCH, cowling 1	2	UR BLACK
44	90387-064J1	COLLAR	1	
45	92501-06014	SCREW, pan head	1	
46	90159-06060	SCREW, with washer	2	
47	90159-05134	SCREW, with washer	1	
48	1NL-2835A-00-8B	RIM, headlight	1	UR DULL BLUE COCKTAIL 1
	1NL-2835A-00-R0	RIM, headlight	1	UR GRACEFUL MAROON
49	1NL-28378-00	PAD	2	
50	90164-04006	SCREW, tapping	2	

FIG. 40 COWLING 1



REF. NO.	PART NO.	DESCRIPTION	Q'TY	REMARKS
51	90183-04027	NUT, spring	2	
52	26H-2837T-00-9B	GRILL, air intake 3	1	UR DARK GRAYISH BLUE METALLIC UR GRACEFUL MAROON
	26H-2837T-00-R0	GRILL, air intake 3	1	
53	1NL-28336-00	PLATE	1	
54	90159-05134	SCREW, with washer	2	
55	90159-05134	SCREW, with washer	4	
56	90183-05024	NUT, spring	2	
57	41R-2837U-00	SCREEN	1	
58	26H-28345-00	MOLE 1	1	
59	90387-056J6	COLLAR	2	
60	1NL-28361-00	PLATE, front	2	
61	2N4-21717-00	DAMPER, side cover	2	
62	98506-05016	SCREW, pan head	4	
63	92906-05100	WASHER, spring	4	
64	1NL-28346-00	MOLE 2	1	
65	54K-2842J-01	EMBLEM 3	1	
66	90480-01432	GROMMET	2	
67	1NL-28347-00	MOLE 3	1	
68	1NL-28348-01	MOLE 4	1	
69	90149-05185	SCREW	2	
70	47G-26290-G1	BACK MIRROR ASSY (LEFT)	1	
71	98501-05020	SCREW, pan head	2	
72	92990-05100	WASHER, spring	2	
73	47G-26290-T1	BACK MIRROR ASSY (RIGHT)	1	
74	98501-05020	SCREW, pan head	2	
75	92990-05100	WASHER, spring	2	
76	41V-2836M-00	PANEL, inner 3	1	
77	1NL-28366-00	BRACKET	2	

FIG. 40 COWLING 1

REF. NO.	PART NO.	DESCRIPTION	Q'TY	REMARKS
----------	----------	-------------	------	---------

78	90119-06117	BOLT, with washer	2	
79	90501-142E6	SPRING, compression	2	

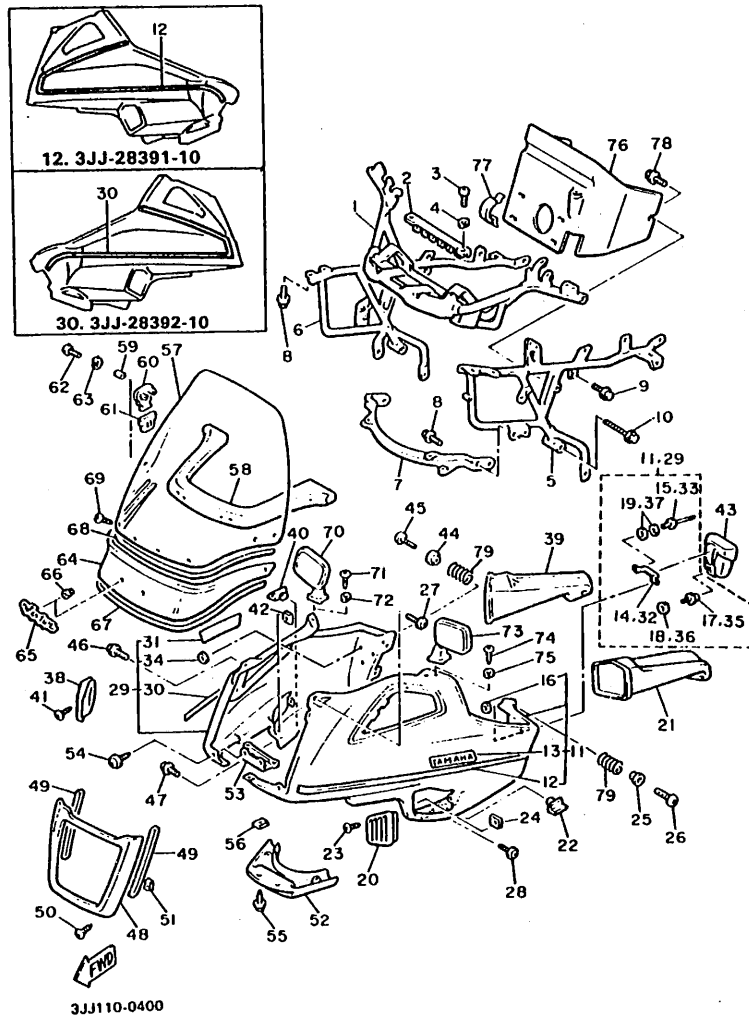
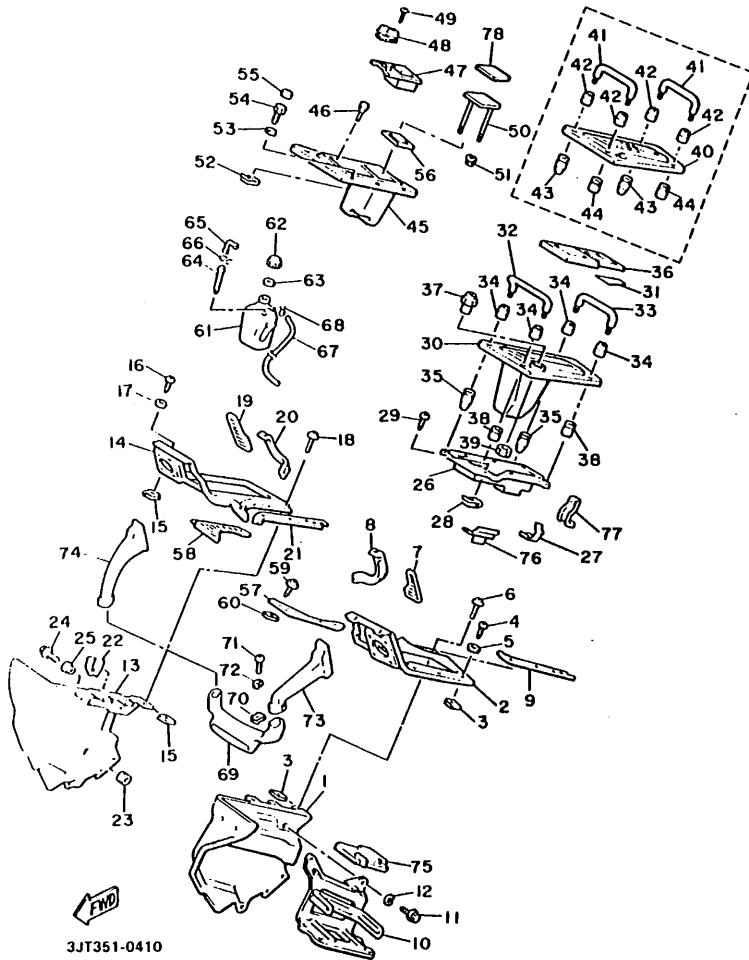
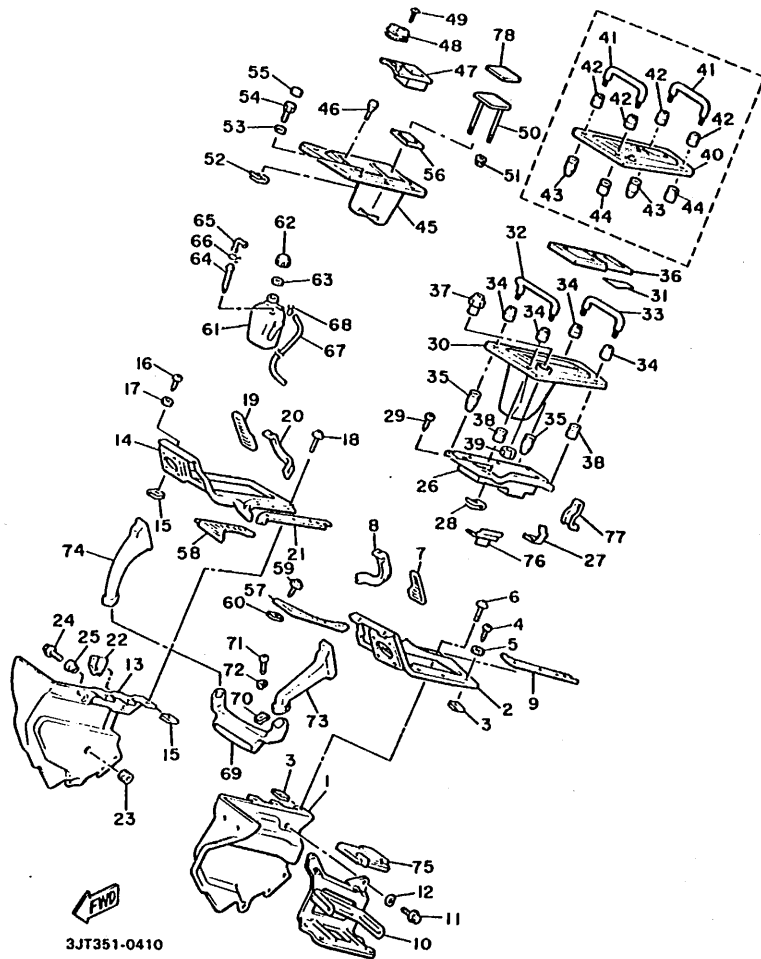


FIG. 41 COWLING 2



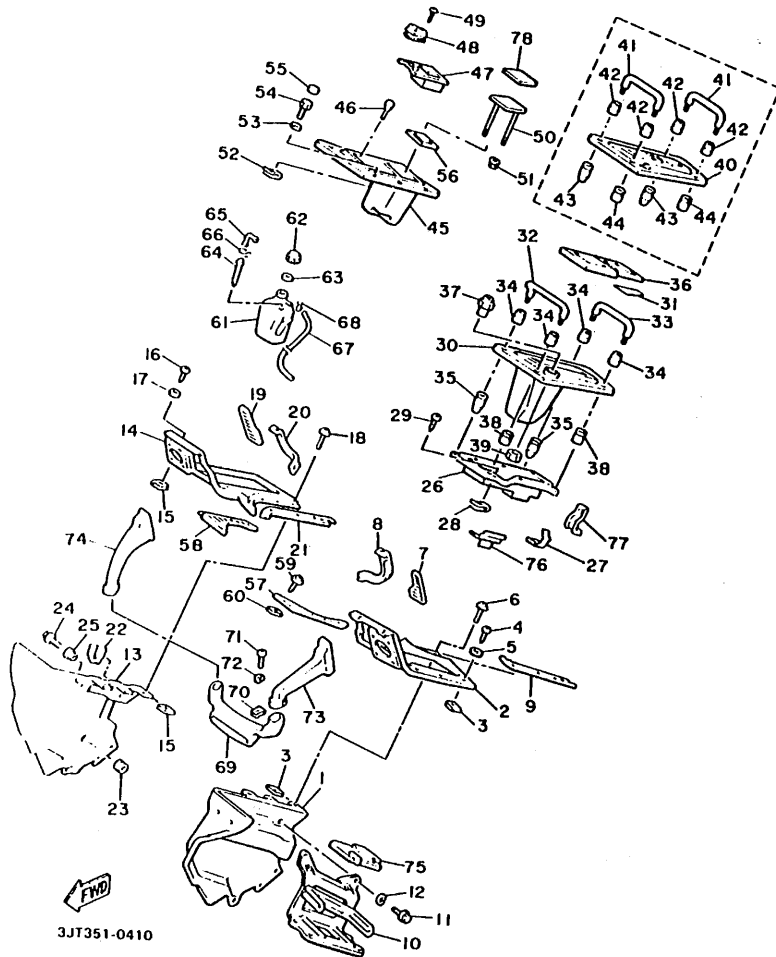
REF. NO.	PART NO.	DESCRIPTION	Q'TY	REMARKS
1	1NL-2836K-00	PANEL, inner 1	1	
2	26H-2837L-02	PANEL, console 1	1	
3	90183-05024	NUT, spring	11	
4	98506-05016	SCREW, pan head	3	
5	92906-05600	WASHER, plate	3	
6	90159-05134	SCREW, with washer	8	
7	26H-2837V-00	GRILL, air outlet 1	1	
8	26H-2834G-00	MOLE 5	1	
9	26H-2836T-00	DAMPER, locating 1	1	
10	26H-28232-00	BRACKET, accessory 1	1	
11	97003-06020	BOLT	2	
12	92990-06100	WASHER, spring	2	
13	1NL-2836L-00	PANEL, inner 2	1	
14	26H-2837M-01	PANEL, console 2	1	
15	90183-05024	NUT, spring	11	
16	98506-05016	SCREW, pan head	3	
17	92906-05600	WASHER, plate	3	
18	90159-05134	SCREW, with washer	8	
19	26H-2837W-00	GRILL, air outlet 2	1	
20	26H-2834H-00	MOLE 6	1	
21	26H-2836U-00	DAMPER, locating 2	1	
22	90462-12131	CLAMP	1	
23	90480-40367	GROMMET	1	
24	95801-06020	BOLT, flange	2	
25	90387-06681	COLLAR	2	
26	26H-28210-00	TERMINAL PANEL ASSY	1	
27	26H-28255-00	PLATE, spring	1	
28	90183-04027	NUT, spring	6	

FIG. 41 COWLING 2



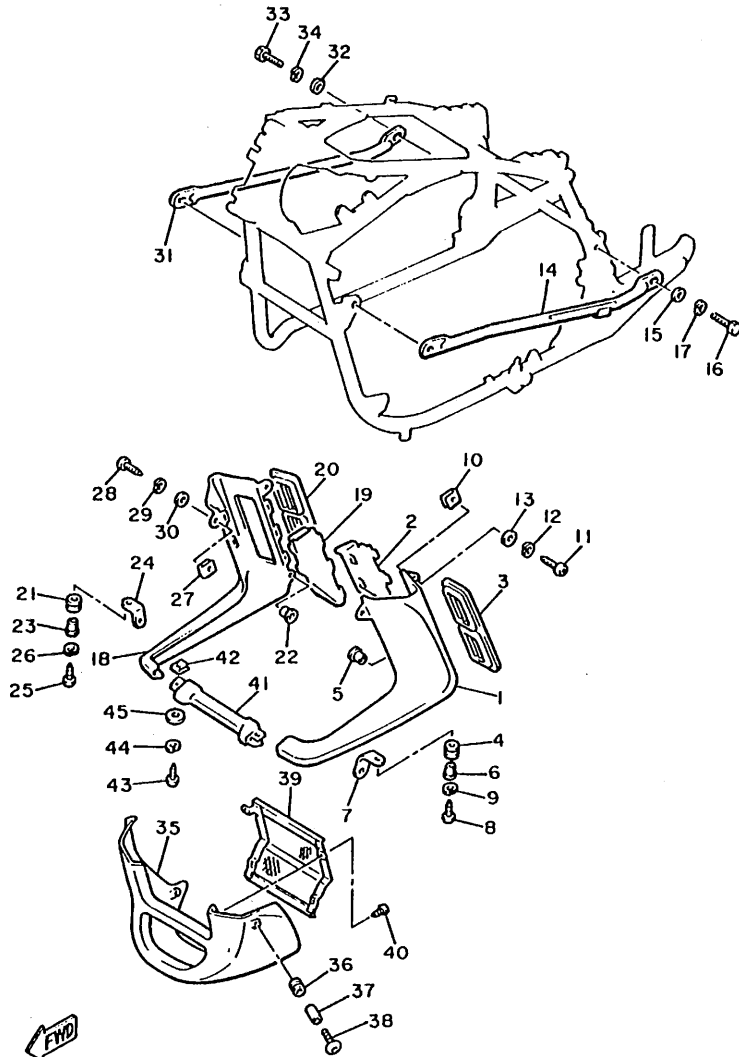
REF. NO.	PART NO.	DESCRIPTION	Q'TY	REMARKS
29	90164-04006	SCREW, tapping	6	
30	26H-28212-00	PANEL, accessory 1	1	
31	26H-28291-00	EMBLEM 1	1	
32	26H-28214-00	HANDLE, carrying 1	1	
33	26H-28224-00	HANDLE, carrying 2	1	
34	26H-28215-00	WASHER, special	4	
35	26H-28225-00	NUT, special	2	
36	26H-28217-00	DAMPER 1	1	
37	26H-21708-00	SIDE COVER LOCK ASSY	1	
38	26H-28244-00	NUT, SPECIAL 2	2	
39	90170-22187	NUT	1	
40	26H-28219-00	COVER 1	1	
41	26H-28224-00	HANDLE, CARRYING 2	2	
42	26H-28215-00	WASHER, SPECIAL	4	
43	26H-28225-00	NUT, SPECIAL	2	
44	26H-28244-00	NUT, SPECIAL 2	2	
45	59J-28221-00	PANEL, TERMINAL	1	
46	26H-2843A-00	DAMPER, GRIP	2	
47	59J-28222-00	PANEL, ACCESSORY 2	1	
48	1HX-21780-00	LOCK ASSY	1	
49	97702-40510	SCREW, tapping	2	
50	3JT-28233-00	PANEL, blind 3	1	
51	95702-04100	NUT, flange	2	
52	90183-04039	NUT, spring	6	
53	92906-04600	WASHER, plate	6	
54	91316-04016	BOLT	6	
55	90338-07175	PLUG	6	
56	26H-28247-00	DAMPER 4	1	

FIG. 41 COWLING 2



REF. NO.	PART NO.	DESCRIPTION	Q'TY	REMARKS
57	26H-2835E-00	HOOD 1	1	
58	26H-2835F-00	HOOD 2	1	
59	90159-05134	SCREW, with washer	2	
60	90183-05024	NUT, spring	2	
61	26H-21871-01	TANK, recovery	1	
62	26H-21875-00	CAP	1	
63	26H-21874-00	GASKET	1	
64	26H-21816-01	PIPE 1	1	
65	26H-21828-00	ELBOW	1	
66	90467-11019	CLIP	1	
67	90446-11206	HOSE	1	
68	90467-10008	CLIP	1	
69	26H-2838J-00	DUCT 5	1	
70	90183-05024	NUT, spring	2	
71	98501-05016	SCREW, pan head	2	
72	92990-05100	WASHER, spring	2	
73	26H-2838N-00	DUCT 1	1	
74	26H-2838R-00	DUCT 2	1	
75	26H-28239-00	COVER 3	1	
76	26H-28265-00	CLAMP, connecting	1	
77	26H-28266-00	CLAMP, connecting 2	1	
78	3JS-28336-00	PLATE	1	

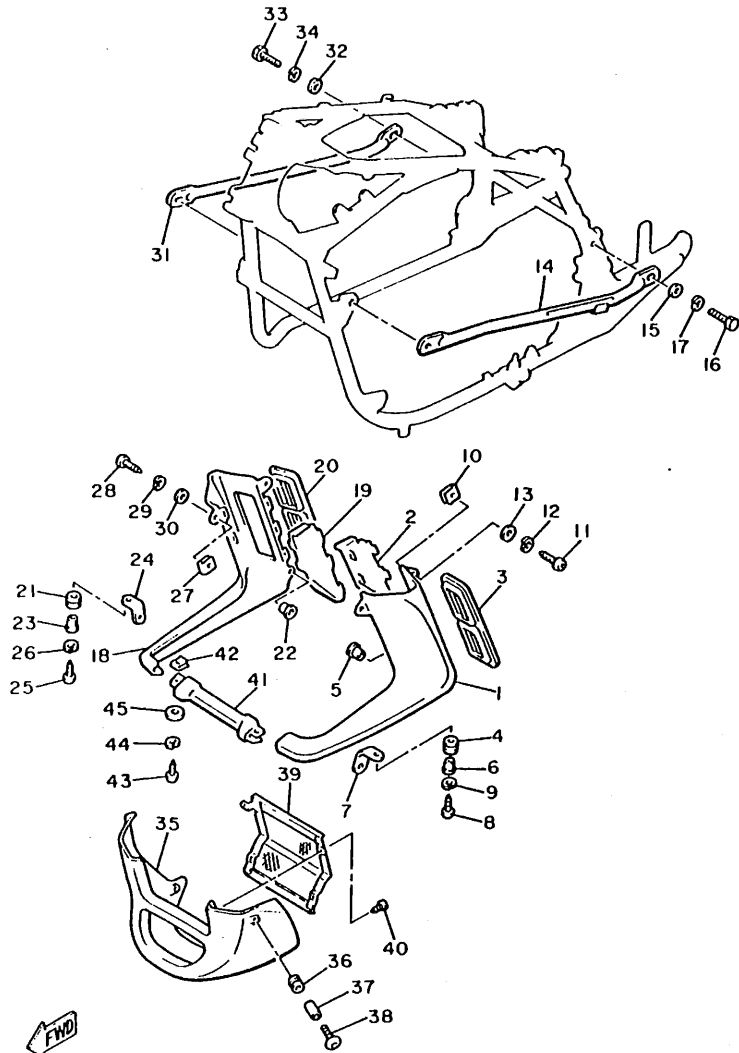
FIG. 42 COWLING 3



2WV110-8410

REF. NO.	PART NO.	DESCRIPTION	Q'TY	REMARKS
1	26H-2835J-01-9B	BODY, front lower 1	1	UR DARK GRAYISH BLUE METALLIC UR GRACEFUL MAROON
	26H-2835J-01-R0	BODY, front lower 1	1	
2	26H-2836N-02	PANEL, inner 4	1	
3	26H-2837X-00	GRILL, air outlet 3	1	
4	90480-15058	GROMMET	1	
5	90480-08374	GROMMET	1	
6	90387-071E0	COLLAR	1	
7	26H-2833X-02	BRACKET 22	1	
8	92501-06020	SCREW, pan head	1	
9	92990-06100	WASHER, spring	1	
10	90183-06023	NUT, spring	2	
11	92502-06016	SCREW, pan head	2	
12	92990-06100	WASHER, spring	2	
13	92990-06600	WASHER, plate	2	
14	41R-28357-00	STAY 2	1	
15	92901-08200	WASHER, plain	1	
16	97011-08020	BOLT	1	
17	92990-08100	WASHER, spring	1	
18	26H-2835K-01-9B	BODY, front lower 2	1	UR DARK GRAYISH BLUE METALLIC UR GRACEFUL MAROON
	26H-2835K-01-R0	BODY, front lower 2	1	
19	26H-2836R-01	PANEL, inner 5	1	
20	26H-2837Y-00	GRILL, air outlet 4	1	
21	90480-15058	GROMMET	1	
22	90480-08371	GROMMET	1	
23	90387-071E0	COLLAR	1	
24	26H-2833Y-02	BRACKET 23	1	
25	92501-06020	SCREW, pan head	1	
26	92990-06100	WASHER, spring	1	

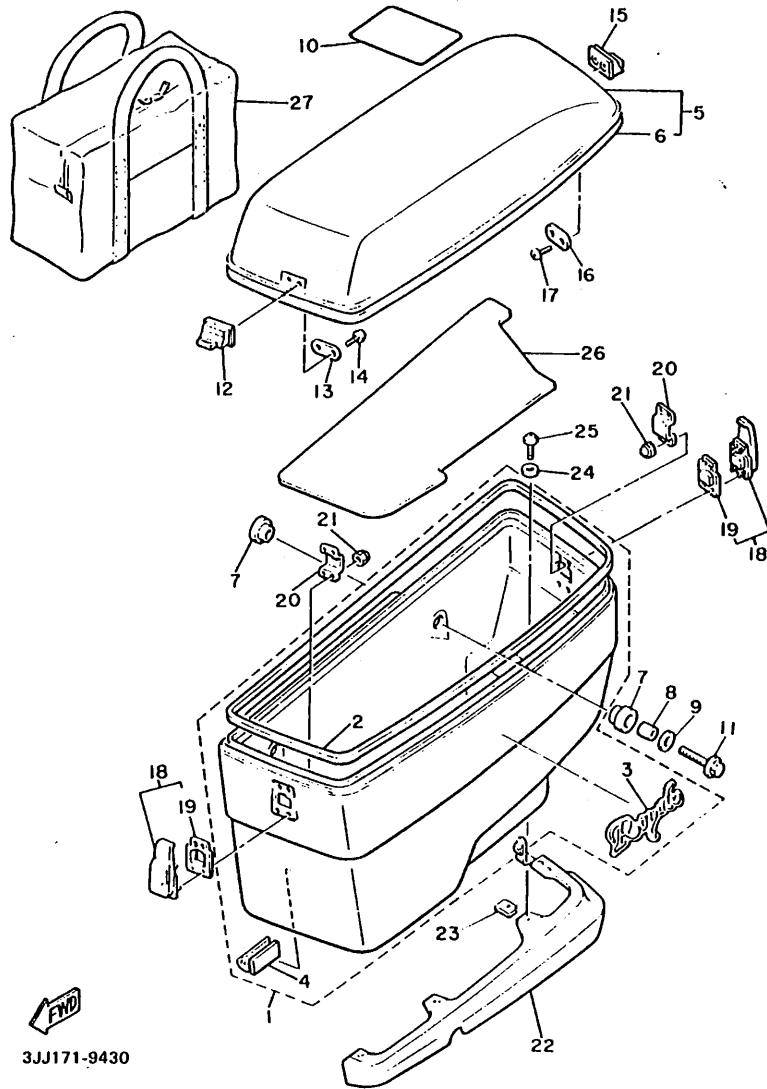
FIG. 42 COWLING 3



REF. NO.	PART NO.	DESCRIPTION	Q'TY	REMARKS
27	90183-06023	NUT, spring	2	
28	92502-06016	SCREW, pan head	2	
29	92990-06100	WASHER, spring	2	
30	92990-06600	WASHER, plate	2	
31	41R-28358-00	STAY 3	1	
32	92901-08200	WASHER, plain	1	
33	97011-08020	BOLT	1	
34	92990-08100	WASHER, spring	1	
35	1NL-28385-00-9B	COVER, lower	1	UR DARK GRAYISH BLUE METALLIC
	1NL-28385-00-R0	COVER, lower	1	UR GRACEFUL MAROON
36	90480-13018	GROMMET	4	
37	90387-060G7	COLLAR	4	
38	90110-06078	BOLT, hexagon socket head	4	
39	1NL-28365-00	COVER	1	
40	97706-40510	SCREW, tapping	4	
41	26H-2835M-00-9B	FIN	1	UR DARK GRAYISH BLUE METALLIC
	26H-2835M-00-R0	FIN	1	UR GRACEFUL MAROON
42	90183-06023	NUT, spring	2	
43	92506-06016	SCREW, pan head	2	
44	92906-06100	WASHER, spring	2	
45	92906-06600	WASHER, plate	2	

2WV110-8410

FIG. 43 SADDLEBAG 1

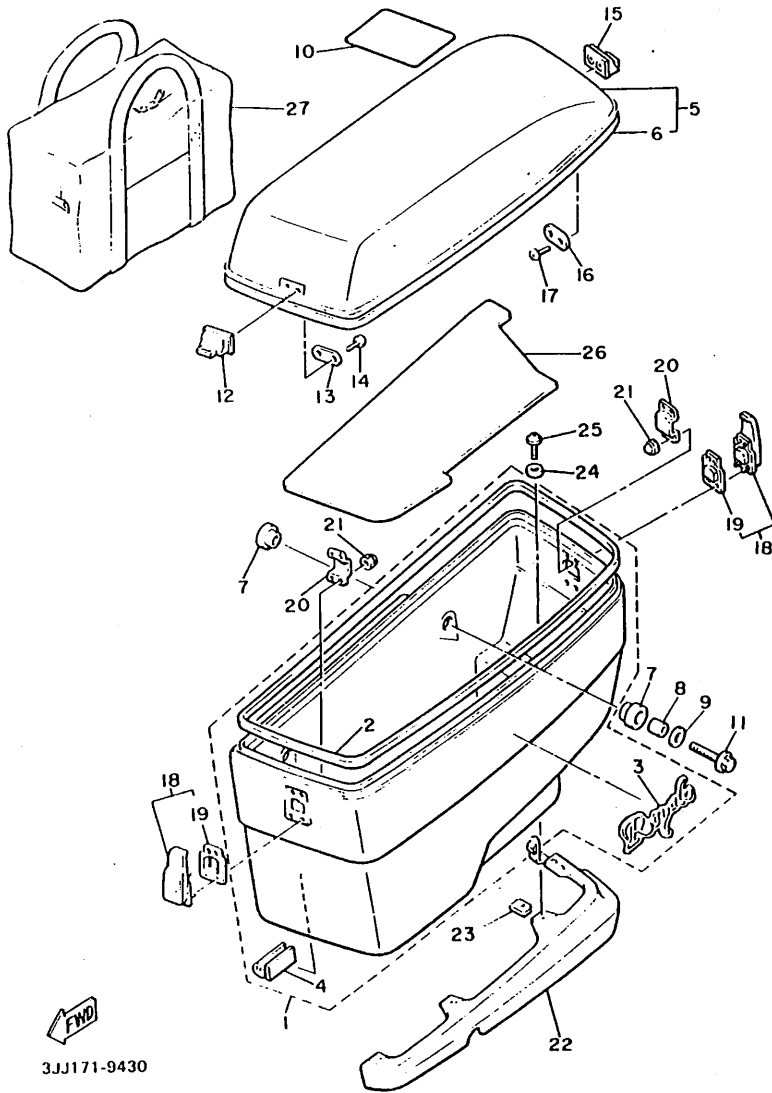


3JJ171-9430

REF. NO.	PART NO.	DESCRIPTION	Q'TY	REMARKS
1	1NL-Y2841-00-9B	SUDDLEBAG 1	1	UR DARK GRAYISH BLUE METALLIC UR GRACEFUL MAROON
	1NL-Y2841-00-R0	SUDDLEBAG 1	1	
2	1NL-28428-00	.SEAL 1	1	
3	31M-2844A-01	.EMBLEM 4	1	
4	90464-62085	.CLAMP	2	
5	1NL-Y2842-20-8B	SUDDLEBAG 2	1	UR DULL BLUE COCKTAIL 1 UR VELVET MAROON UR FOR DBC1
	1NL-Y2842-30-TJ	SUDDLEBAG 2	1	
6	2WR-2841G-20	.GRAPHIC 1	1	UR FOR VVM
	3JJ-2841G-10	.GRAPHIC 1	1	
7	90480-20447	GROMMET	8	
8	90387-083K2	COLLAR	4	
9	90201-065G8	WASHER, plate	4	
10	2WR-2848L-00	SEAT 3	1	
11	95806-06035	BOLT, flange	4	
12	1NL-Y284J-00	PLATE, rubber 1	1	
13	1NL-28487-00	PLATE 2	1	
14	98506-05008	SCREW, pan head	2	
15	1NL-Y284K-00	PLATE, rubber 2	1	
16	1NL-28487-00	PLATE 2	1	
17	98506-05008	SCREW, pan head	2	
18	1NL-28408-01	GRIP, saddlebag	2	
19	1NL-2849F-00	.SEAL 7	2	
20	1NL-28493-00	COVER LOCK ASSY 2	2	
21	95306-05800	NUT, cap	8	
22	1NL-2840K-00	GUARD COMP.	1	
23	90183-05024	NUT, spring	3	
24	90202-05147	WASHER, plate	3	
25	90159-05134	SCREW, with washer	3	

G10

FIG. 43 SADDLEBAG 1

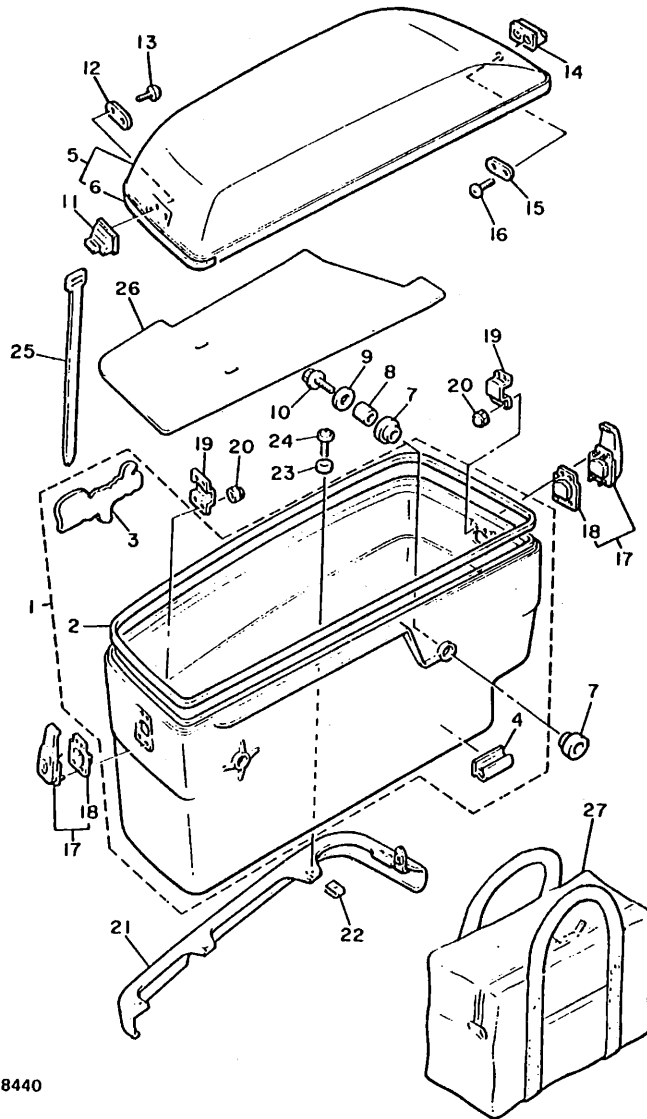


REF. NO.	PART NO.	DESCRIPTION	Q'TY	REMARKS
26	1NL-2848H-00	SEAT	1	
27	1NL-28479-01	BAG INNER 1	1	

3JJ171-9430

G11

FIG. 44 SADDLEBAG 2



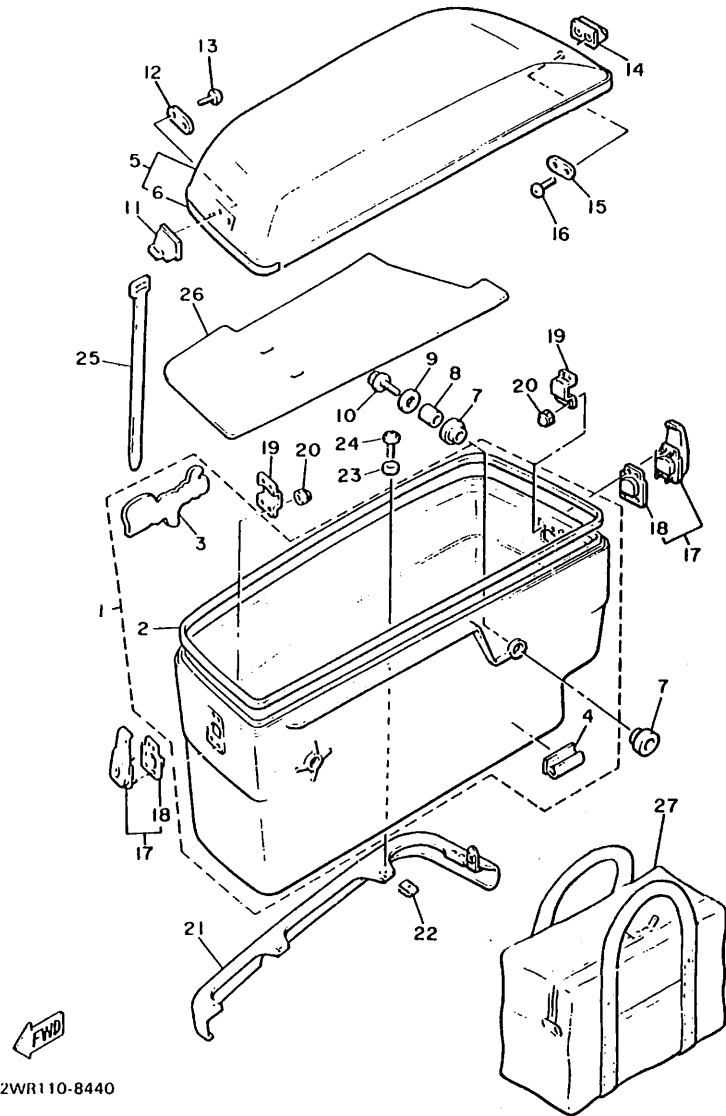
REF. NO.	PART NO.	DESCRIPTION	Q'TY	REMARKS
1	1NL-Y2848-00-9B	SUDDLEBAG 3	1	UR DARK GRAYISH BLUE METALLIC UR GRACEFUL MAROON
	1NL-Y2848-00-R0	SUDDLEBAG 3	1	
2	1NL-28428-00	.SEAL 1	1	
3	31M-2844A-01	.EMBLEM 4	1	
4	90464-62085	.CLAMP	2	
5	1NL-Y2849-20-8B	SUDDLEBAG 4	1	UR DULL BLUE COCKTAIL 1 UR VELVET MAROON UR FOR DBC1
	1NL-Y2849-30-TJ	SUDDLEBAG 4	1	
6	2WR-2841G-20	.GRAPHIC 1	1	UR FOR VVM
	3JJ-2841G-10	.GRAPHIC 1	1	
7	90480-20447	GROMMET	8	
8	90387-083K2	COLLAR	4	
9	90201-065G8	WASHER, plate	4	
10	95806-06035	BOLT, flange	4	
11	1NL-Y284J-00	PLATE, rubber 1	1	
12	1NL-28487-00	PLATE 2	1	
13	98506-05008	SCREW, pan head	2	
14	1NL-Y284K-00	PLATE, rubber 2	1	
15	1NL-28487-00	PLATE 2	1	
16	98506-05008	SCREW, pan head	2	
17	1NL-28408-01	GRIP, saddlebag	2	
18	1NL-2849F-00	.SEAL 7	2	
19	1NL-28493-00	COVER LOCK ASSY 2	2	
20	95306-05800	NUT, cap	8	
21	1NL-2840M-00	GUARD COMP. 2	1	
22	90183-05024	NUT, spring	3	
23	90202-05147	WASHER, plate	3	
24	90159-05134	SCREW, with washer	3	
25	26H-21376-00	BAND, tool	1	



2WR110-8440

FIG. 44 SADDLEBAG 2

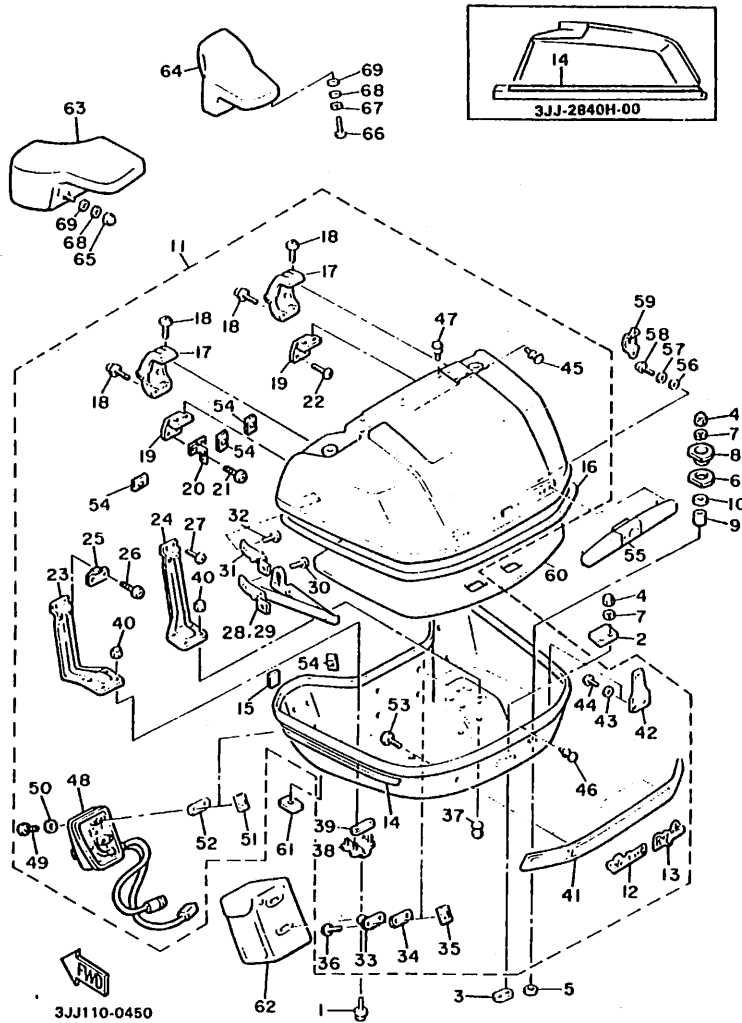
REF. NO.	PART NO.	DESCRIPTION	Q'TY	REMARKS
26	1NL-2848H-00	SEAT	1	
27	1NL-28479-01	BAG INNER 1	1	



2WR110-8440

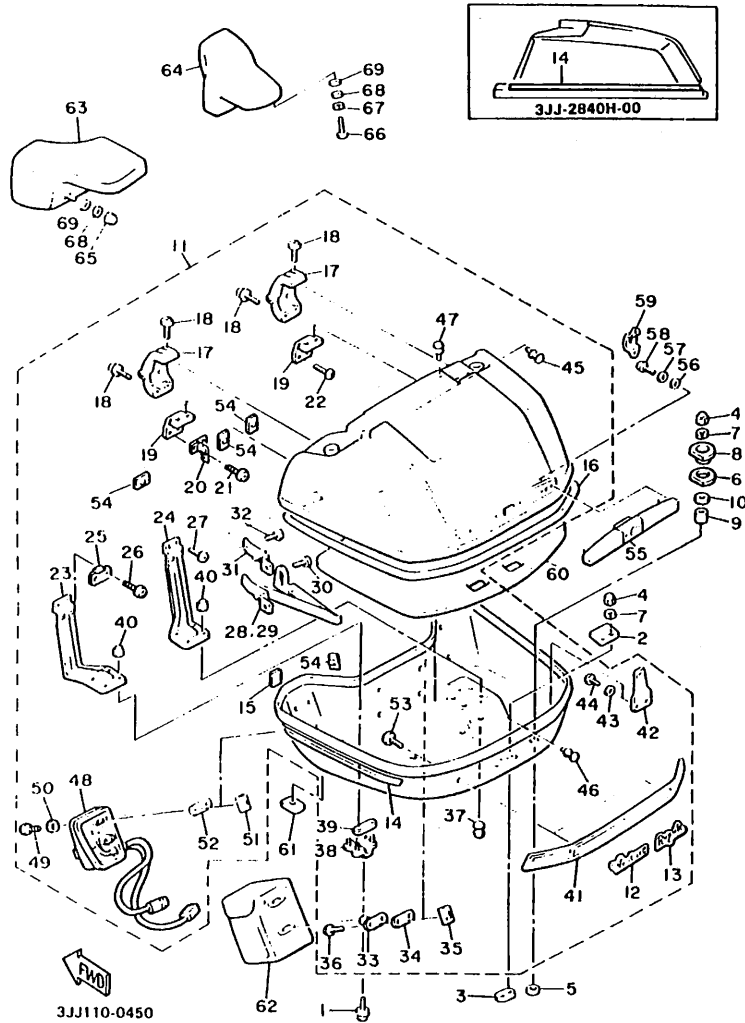
G13

FIG. 45 TRAVEL BAĞ



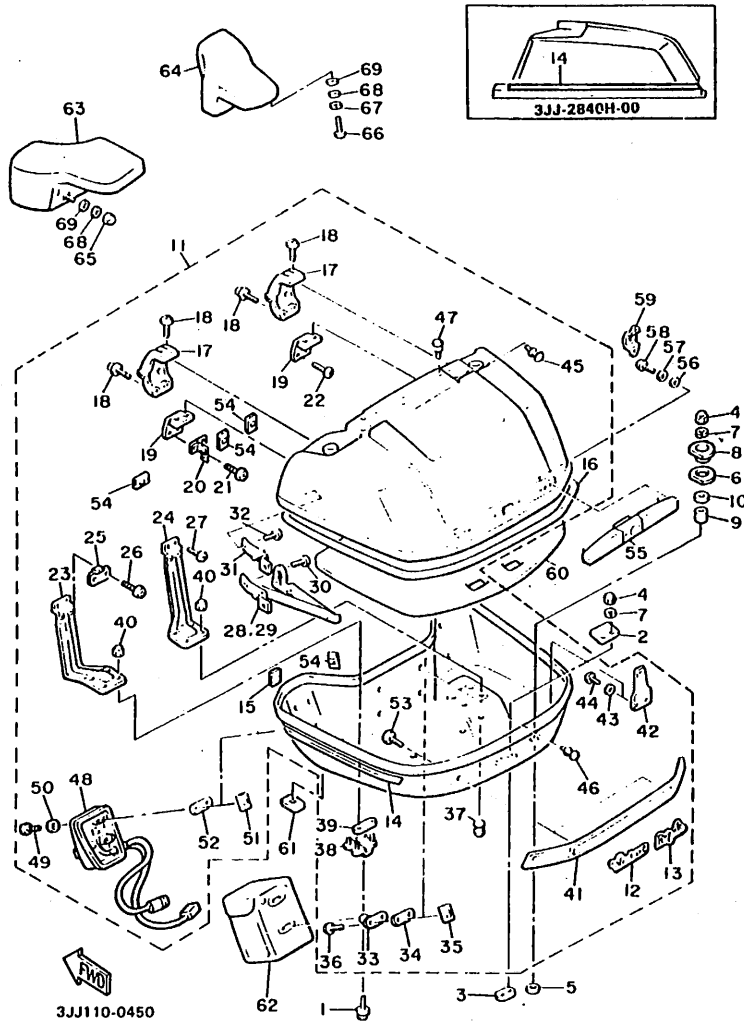
REF. NO.	PART NO.	DESCRIPTION	Q'TY	REMARKS
1	95023-06010	BOLT	2	
2	54K-28497-00	PLATE 3	2	
3	54K-2849J-00	PLATE, rubber 9	2	
4	95306-06800	NUT	6	
5	90202-06058	WASHER, plate	2	
6	1NL-2845K-00	PLATE, rubber 10	2	
7	92906-06100	WASHER, spring	6	
8	1NL-2843K-00	REINFORCEMENT 4	2	
9	90387-060A3	COLLAR	2	
10	90202-08125	WASHER, plate	2	
11	2WR-Y284E-00-8X	TRAVEL TRANK COMP.	1	UR DULL BLUE
	1NL-Y284E-40-9X	TRAVEL TRANK COMP.	1	COCKTAIL 1
				UR GRACEFUL
				MAROON
12	54K-2842J-01	.EMBLEM 3	1	
13	31M-2842J-00	.EMBLEM 3	1	
14	3JJ-2840H-00	.GRAPHIC SET, travel trunk	1	UR FOR DBC1
	3JJ-2840H-10	.GRAPHIC SET, travel trunk	1	UR FOR GRM
15	2WR-28415-00	.DAMPER 1	2	
16	54K-2847F-00	.SEAL 5	1	
17	54K-2845E-00	.HINGE 2	2	
18	90159-05132	.SCREW, with washer	8	
19	54K-2845H-00	.REINFORCEMENT 3	2	
20	1NL-28469-00	.TRUNK SWITCH BRKT. 8	1	
21	97701-30108	.SCREW, tapping	2	
22	97701-30106	.SCREW, tapping	2	
23	54K-28486-00	.BRACKET 5	1	
24	54K-28496-00	.BRACKET 6	1	
25	1NL-28468-00	.TRUNK SWITCH BRKT. 7	1	
26	97701-30108	.SCREW, tapping	2	

FIG. 45 TRAVEL BAG



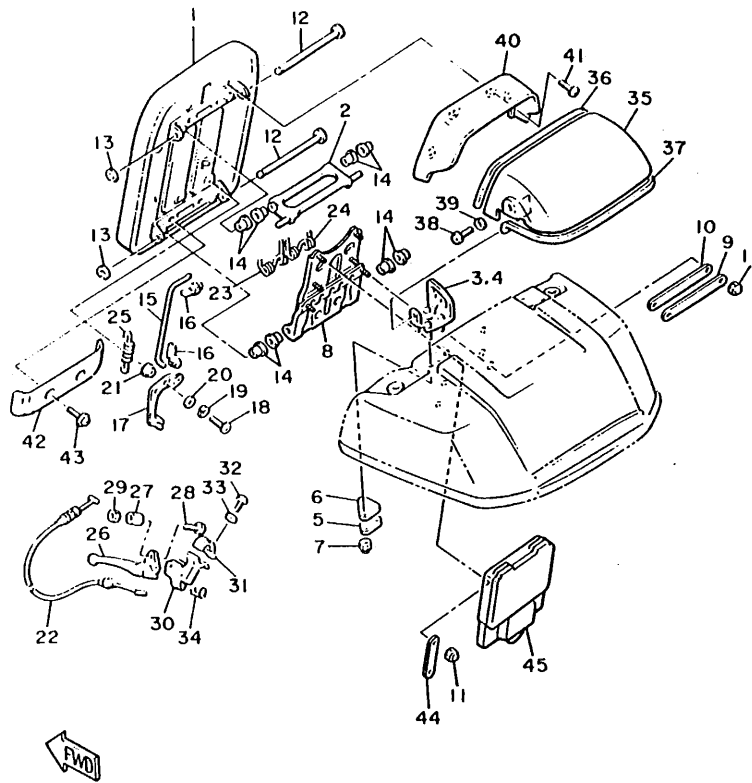
REF. NO.	PART NO.	DESCRIPTION	Q'TY	REMARKS
27	97701-30106	.SCREW, tapping	2	
28	1NL-2845L-00	.STOPPER, open	1	FOR RIGHT SIDE
29	1NL-2845M-00	.STOPPER, open	1	FOR LEFT SIDE
30	97701-30106	.SCREW, tapping	4	
31	1NL-2849R-00	.BRACKET, trunk stopper	2	
32	97701-30106	.SCREW, tapping	4	
33	54K-2844L-00	.HOOK	2	
34	54K-2849F-00	.SEAL 7	2	
35	54K-2849M-00	.NUT, special	2	
36	97701-40710	.SCREW, tapping	4	
37	90480-10068	.GROMMET	6	
38	1NL-28476-00	.BRACKET 3	2	
39	1NL-28485-00	.PLATE, rubber 3	4	
40	95306-05800	.NUT, cap	8	
41	54K-85140-00	.REAR REFLECTOR ASSY	1	
42	54K-28488-00	.HOOK	2	
43	90201-06059	.WASHER, plate	4	
44	98506-05010	.SCREW, pan head	4	
45	90338-07180	.PLUG	1	
46	90338-06181	.PLUG	4	
47	26H-2843A-00	.DAMPER, grip	2	
48	1NL-8816A-00	.REMOTE CONTROL BASE ASSY	1	
49	90167-40042	.SCREW, tapping	4	
50	92906-04600	.WASHER, plate	4	
51	54K-2849M-00	.NUT, special	2	
52	54K-2849F-00	.SEAL 7	2	
53	97706-40008	.SCREW, tapping	3	
54	90464-62085	.CLAMP	5	

FIG. 45 TRAVEL BAG



REF. NO.	PART NO.	DESCRIPTION	Q'TY	REMARKS
55	54K-28408-00	LOCK ASSY	1	
56	90202-08146	WASHER, plate	6	
57	90201-05721	WASHER, plate	2	
58	98506-05008	SCREW, pan head	6	
59	54K-28493-00	COVER LOCK ASSY 2	2	
60	54K-2848H-00	SEAT	1	
61	1NL-2848K-00	SEAT 2	1	
62	3JJ-28402-00	POUCH COMP. 2	1	UR GRAY
	1VE-28402-00	POUCH COMP. 2	1	UR BLACK
63	3JJ-2840R-00	ARM REST ASS'Y	1	UR GRAY/BLACK
	1VE-2840R-00	ARM REST ASS'Y	1	UR BLACK
64	3JJ-2840T-00	ARM REST ASS'Y 2	1	UR GRAY/BLACK
	1VE-2840T-00	ARM REST ASS'Y 2	1	UR BLACK
65	95306-05800	NUT, cap	2	
66	98506-05016	SCREW, pan head	2	
67	92906-05100	WASHER, spring	2	
68	90202-05147	WASHER, plate	4	
69	90201-05721	WASHER, plate	4	

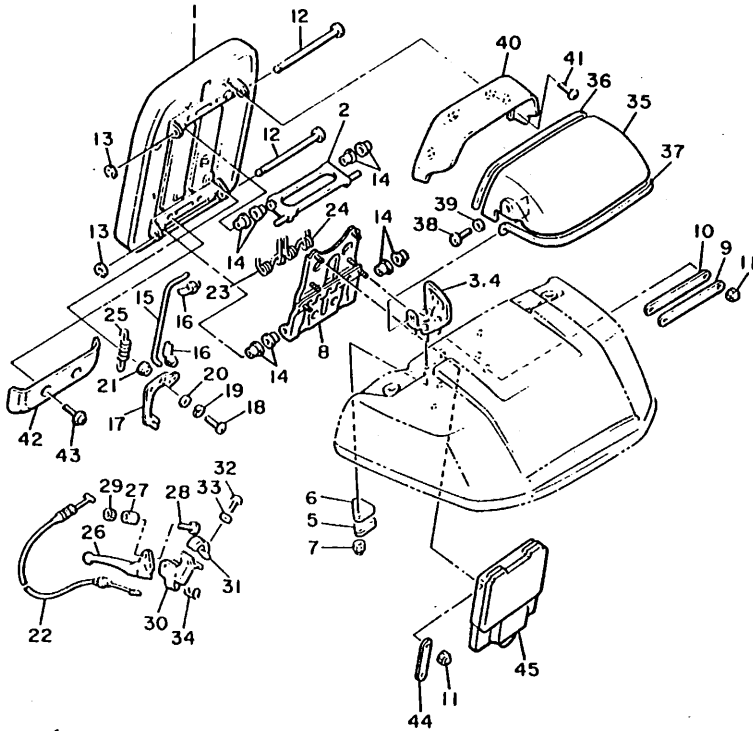
FIG. 46 BACK REST



3JJ110-0460

REF. NO.	PART NO.	DESCRIPTION	Q'TY	REMARKS
1	3JJ-2840F-00	BACK REST ASSY	1	UR GRAY/BLACK
	1VE-2840F-00	BACK REST ASSY	1	UR BLACK
2	1NL-28444-00	HINGE 1	1	
3	1NL-2846M-01	BRACKET, hinge	1	LEFT SIDE
4	1NL-2846N-01	BRACKET, hinge 2	1	RIGHT SIDE
5	1NL-2847H-00	PLATE 5	2	
6	1NL-2847J-00	PLATE, rubber 7	2	
7	95306-05800	NUT, cap	6	
8	3JJ-28477-00	BRACKET 4	1	
9	1NL-2849H-00	PLATE 6	1	
10	1NL-2846J-00	PLATE, rubber 6	1	
11	95306-05800	NUT, cap	6	
12	1NL-2844M-00	SHAFT 1	2	
13	99006-05600	CIRCLIP	2	
14	90386-06108	BUSH	8	
15	1NL-28478-00	ROD	1	
16	1NL-28424-00	JOINT, cage	2	
17	1NL-2841A-01	LEVER	1	
18	98506-05018	SCREW, pan head	1	
19	92906-05100	WASHER, spring	1	
20	92906-05600	WASHER, plate	1	
21	90209-06223	WASHER	1	
22	1NL-2843M-00	WIRE, adjusting	1	
23	1NL-28489-00	SPRING	1	
24	1NL-2848A-00	SPRING 2	1	
25	90506-12029	SPRING, tension	1	
26	583-83981-00	LEVER, decompression	1	
27	583-83913-00	COLLAR, decompression lever	1	

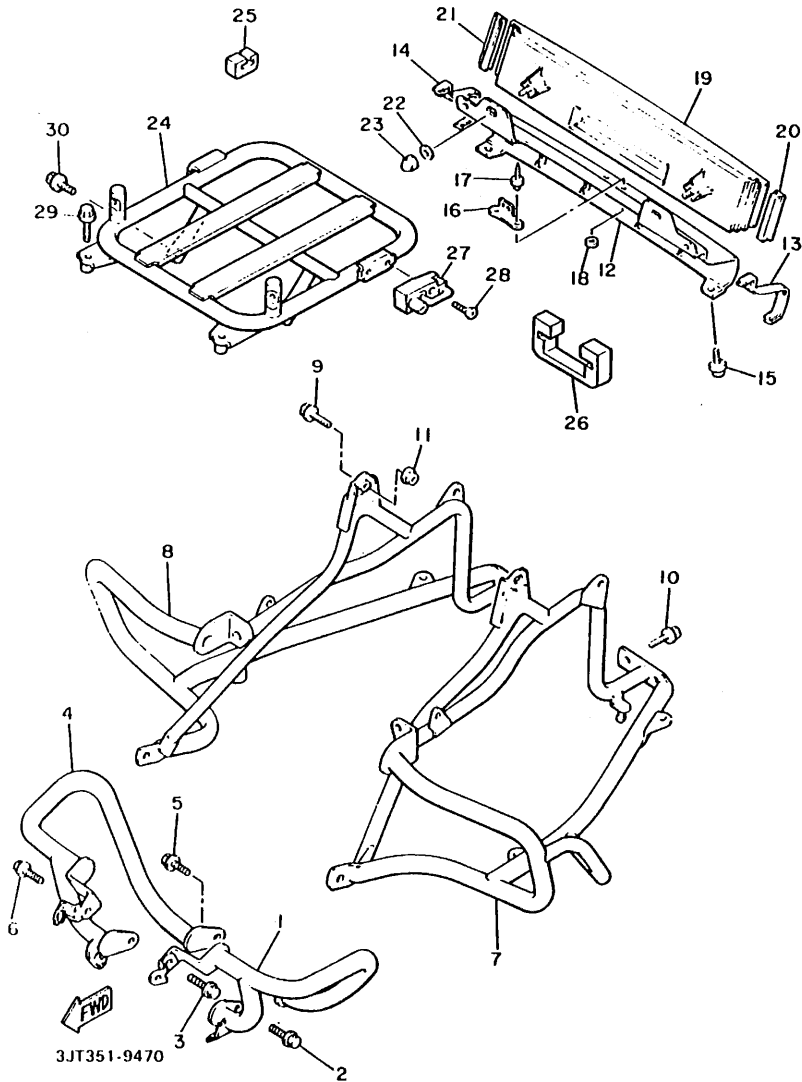
FIG. 46 BACK REST



3JJ110-0460

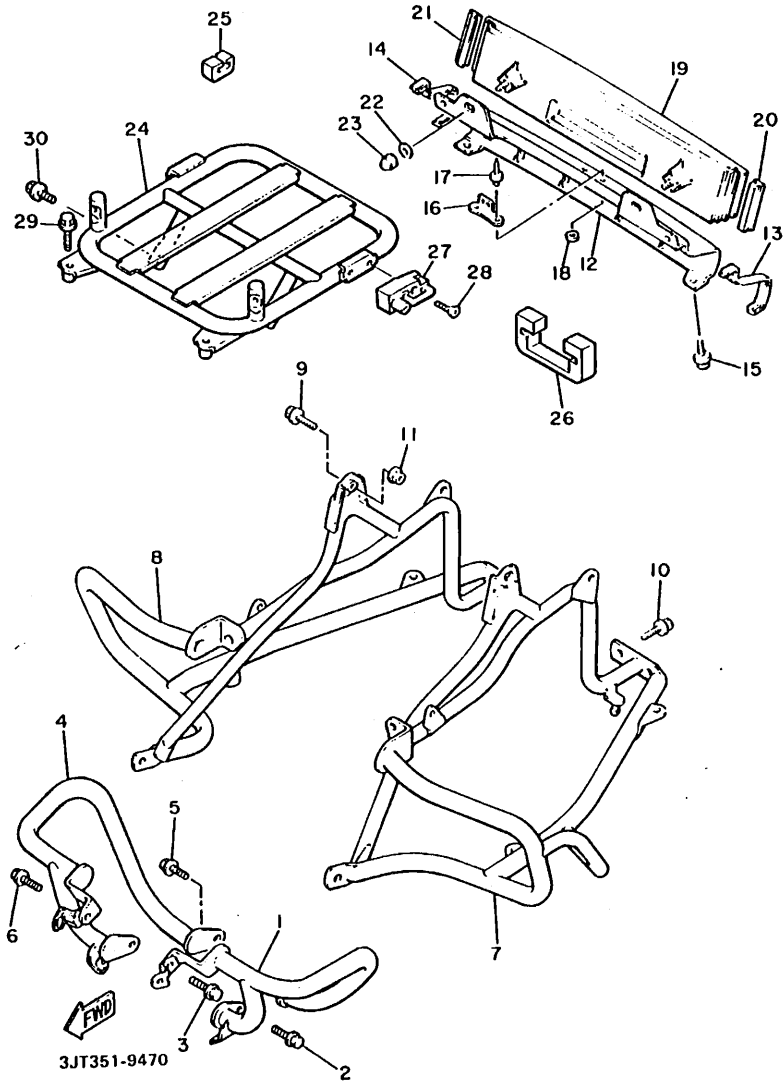
REF. NO.	PART NO.	DESCRIPTION	Q'TY	REMARKS
28	98506-05016	SCREW, pan head	1	
29	95306-05800	NUT, cap	1	
30	1NL-82912-00	HOLDER, lever upper 1	1	
31	1NL-82913-00	HOLDER, lever lower 1	1	
32	92506-06010	SCREW, pan head	1	
33	92906-06600	WASHER, plate	1	
34	1KH-26257-00	STOPPER	1	
35	1NL-2842M-00-8B	COVER 1	1	UR DULL BLUE
	1NL-2842M-00-R0	COVER 1	1	COCKTAIL 1
				UR GRACEFUL
				MAROON
36	1NL-2844T-00	MOULDING 9	1	
37	1NL-2844U-00	MOULDING 10	1	
38	90110-05079	BOLT, hexagon socket head	2	
39	90202-05088	WASHER, plate	2	
40	1NL-2842N-00	COVER 2	1	
41	97702-40612	SCREW, tapping	4	
42	1NL-2843J-00	COVER 3	1	
43	90159-05134	SCREW, with washer	2	
44	3JJ-2849H-00	PLATE 6	2	
45	1NL-2840U-00	VANITY MIRROR ASSY	1	

FIG. 47 GUARD



REF. NO.	PART NO.	DESCRIPTION	Q'TY	REMARKS
1	1NL-28418-01	GUARD, engine 1	1	
2	95023-08016	BOLT	2	
3	95021-08020	BOLT	1	
4	1NL-28419-01	GUARD, engine 2	1	
5	95023-08016	BOLT	2	
6	95021-08020	BOLT	1	
7	1NL-28473-01	FRAME, saddlebag 1	1	
8	1NL-28474-01	FRAME, saddlebag 2	1	
9	95821-08020	BOLT, flange	2	
10	95801-08016	BOLT, flange	4	
11	95701-08500	NUT, flange	2	
12	3JT-28422-00	GUARD, saddle bag 1	1	
13	1NL-28438-00	MOULDING 3	1	
14	1NL-28439-00	MOULDING 4	1	
15	90159-05134	SCREW, with washer	4	
16	3JT-21641-00	BRACKET, reflector	1	
17	90267-40076	RIVET, blind	2	
18	92990-04200	WASHER, plain	2	
19	1NL-85130-00	REAR REFLECTOR ASSY	1	
20	1NL-2844N-00	MOULDING 7	1	
21	1NL-2844R-00	MOULDING 8	1	
22	92906-06200	WASHER, plain	2	
23	95306-06800	NUT	2	
24	3JT-28475-00	FRAME, travel trunk	1	
25	1NL-28415-00	DAMPER 1	1	
26	1NL-28416-00	DAMPER 2	2	
27	26H-21308-00	HELMET HANGER ASSY	2	
28	90149-06150	SCREW	2	

FIG. 47 GUARD

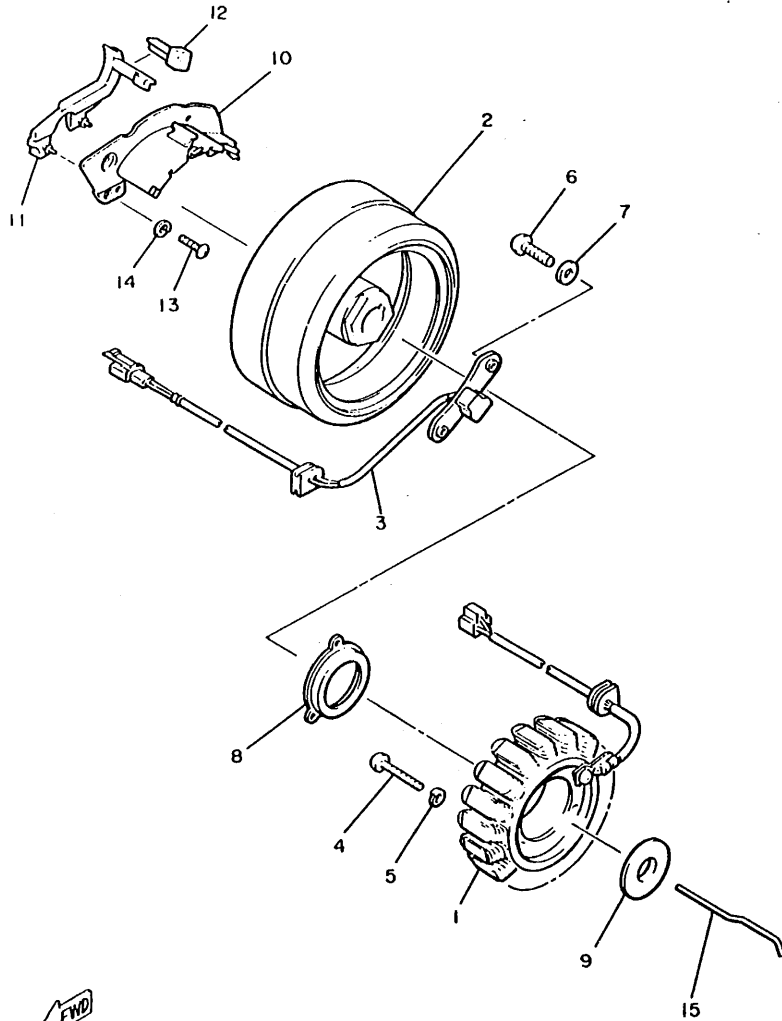


REF. NO.	PART NO.	DESCRIPTION	Q'TY	REMARKS
29	95801-08040	BOLT, flange	2	
30	95801-08016	BOLT, flange	2	

H6

FIG. 48 GENERATOR

REF. NO.	PART NO.	DESCRIPTION	Q'TY	REMARKS
1	3JJ-81410-00	STATOR ASSY	1	
2	3JJ-81450-00	ROTOR ASSY	1	
3	3UF-81670-00	PICK-UP ASSY	1	
4	92502-06040	SCREW PAN HEAD	3	
5	92990-06100	WASHER, spring	3	
6	92502-06016	SCREW, pan head	2	
7	90201-06643	WASHER, plate	2	
8	59J-15113-00	PLATE	1	
9	59J-15191-00	PLATE	1	
10	1FK-15358-00	SEPARATOR, oil	1	
11	1FK-15379-00	SEAL, crankcase	1	
12	1FK-15494-00	SEAL, protector	1	
13	92501-06012	SCREW, pan head	4	
14	92990-06100	WASHER, spring	4	
15	59J-11455-00	SHAFT 1	1	

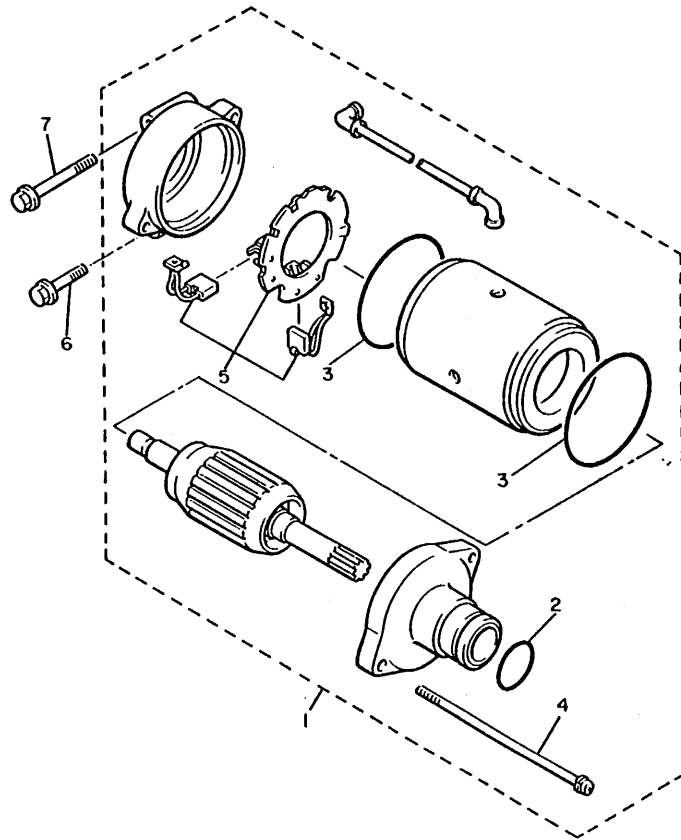


FWD

3JP110-0390

H7

FIG. 49 STARTING MOTOR



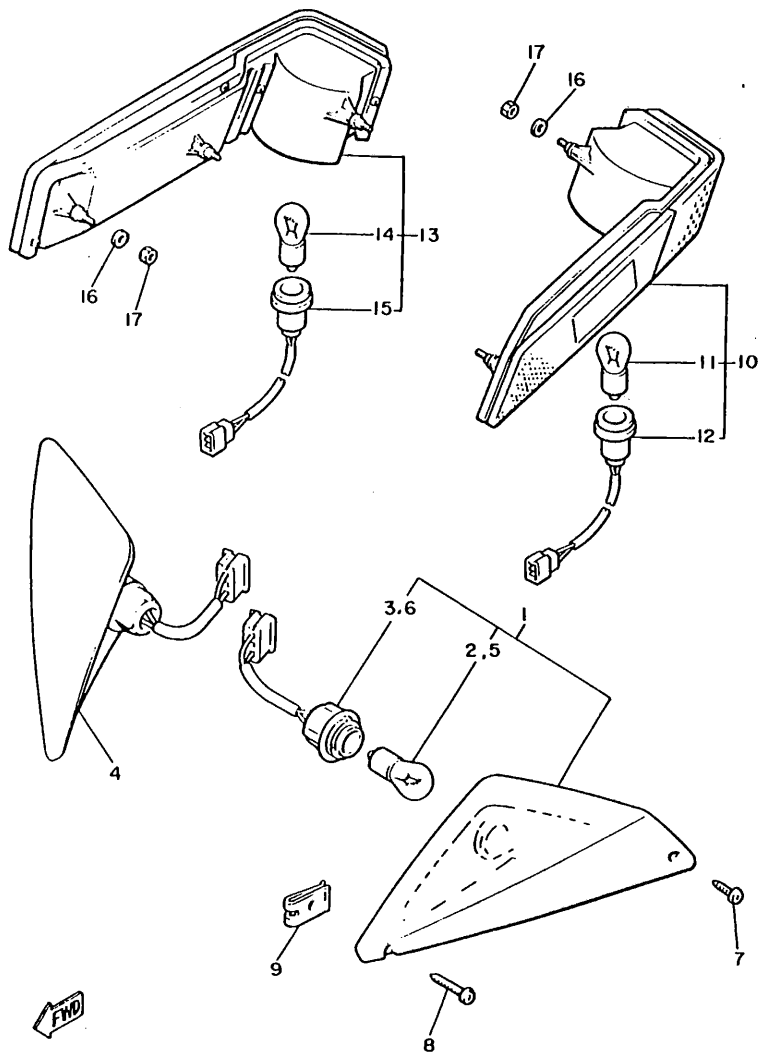
REF. NO.	PART NO.	DESCRIPTION	Q'TY	REMARKS
1	26H-81800-10	STARTING MOTOR ASSY	1	
2	26H-81847-00	.O-RING	1	
3	11H-81844-00	GASKET	2	
4	3AJ-81826-00	.BOLT	2	
5	3AJ-81801-00	.BRUSH SET	1	
6	95811-06025	BOLT, flange	1	
7	95821-06055	BOLT, flange	1	



3LR351-0400

H8

FIG. 50 FLASHER LIGHT



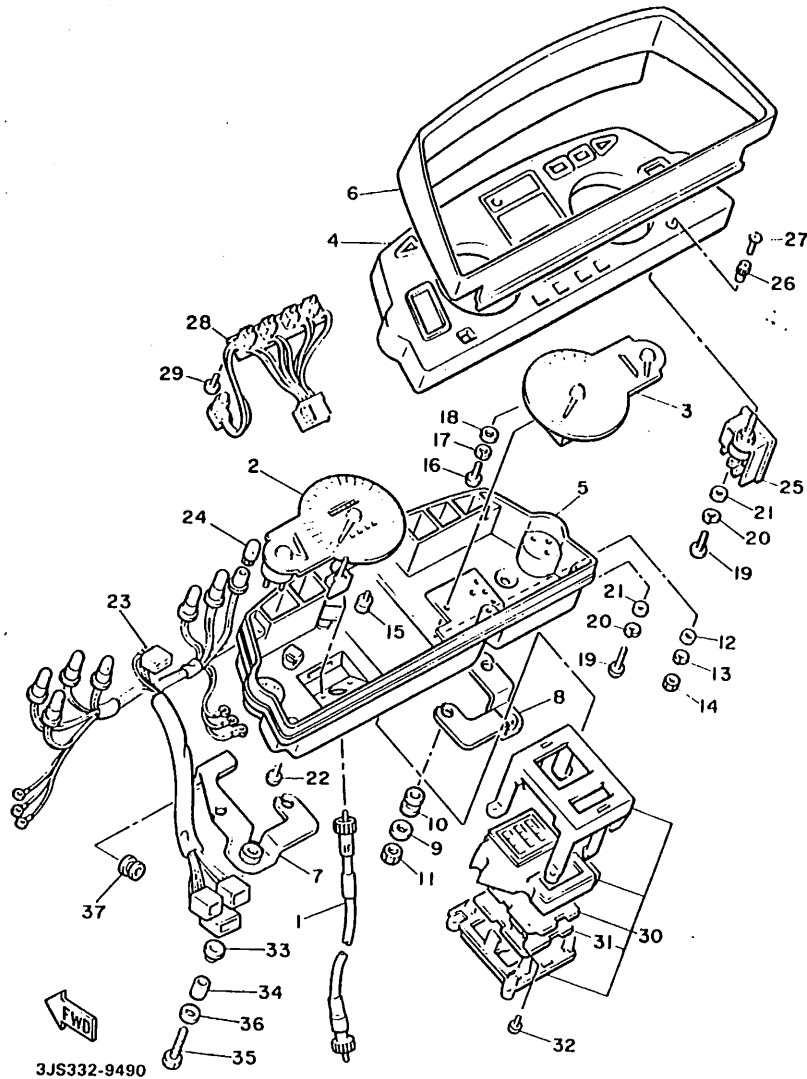
REF. NO.	PART NO.	DESCRIPTION	Q'TY	REMARKS
1	47G-83310-00	FRONT FLASHER LIGHT ASSY 1	1	
2	32H-83331-00	.BULB, flasher (12V-21W)	1	
3	47G-8331E-00	.CORD ASSY	1	
4	47G-83320-00	FRONT FLASHER LIGHT ASSY 2	1	
5	32H-83331-00	.BULB, flasher (12V-21W)	1	
6	47G-8332E-00	.CORD ASSY	1	
7	97780-40520	SCREW, tapping	2	
8	97702-40514	SCREW, tapping	2	
9	90183-04027	NUT, spring	4	
10	3JT-83330-00	REAR FLASHER LIGHT ASSY 1	1	
11	4K0-83311-40	.BULB, flasher (12V 21W)	1	
12	1NL-8333E-00	.CORD ASS'Y	1	
13	3JT-83340-00	REAR FLASHER LIGHT ASSY 2	1	
14	4K0-83311-40	.BULB, flasher (12V 21W)	1	
15	1NL-8334E-00	.CORD ASS'Y	1	
16	92906-06200	WASHER, plain	6	
17	95306-06800	NUT	6	



3JS332-9480

H9

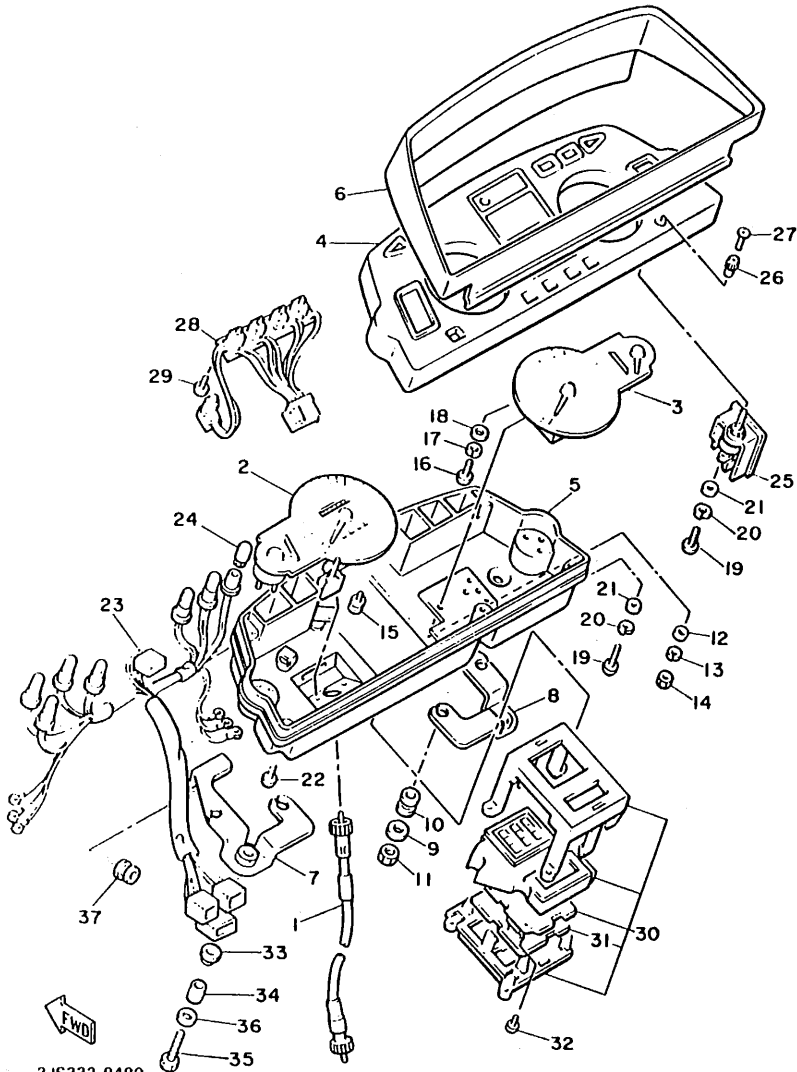
FIG. 51 METER,



REF. NO.	PART NO.	DESCRIPTION	Q'TY	REMARKS
1	26H-83550-00	SPEEDOMETER CABLE ASSY	1	
2	1UM-83570-E0	SPEEDOMETER ASSY	1	
3	1NL-83540-A0	TACHOMETER ASSY	1	
4	3JT-83571-00	CASE, speedometer upper	1	
5	3JT-83572-00	CASE, speedometer lower	1	
6	26H-8353G-00	CASE, upper	1	
7	26H-83519-00	BRACKET, meter	1	
8	26H-83545-00	BRACKET, tachometer	1	
9	90201-065F3	WASHER, plate	4	
10	5G2-83523-00	DAMPER	4	
11	95303-06600	NUT	4	
12	92902-03600	WASHER, plate	5	
13	92990-03100	WASHER, spring	5	
14	90179-03478	NUT	5	
15	90167-04021	SCREW, tapping	2	
16	98511-04012	SCREW, pan head	2	
17	92902-04100	WASHER, spring	2	
18	92901-04600	WASHER, plate	2	
19	98501-03010	SCREW, pan head	6	
20	92990-03100	WASHER, spring	6	
21	92902-03600	WASHER, plate	6	
22	90164-04009	SCREW, tapping	10	
23	3JT-83509-00	SOCKET CORD ASSY	1	
24	4G1-84744-00	BULB (12V-3.4W)	9	
25	41R-8357A-00	ILLUMINATION CONTROL UNIT ASSY	1	
26	41R-8357H-00	KNOB	1	
27	90157-02031	SCREW, pan head	1	
28	41R-83720-00	LED ASS'Y	1	

FIG. 51 METER

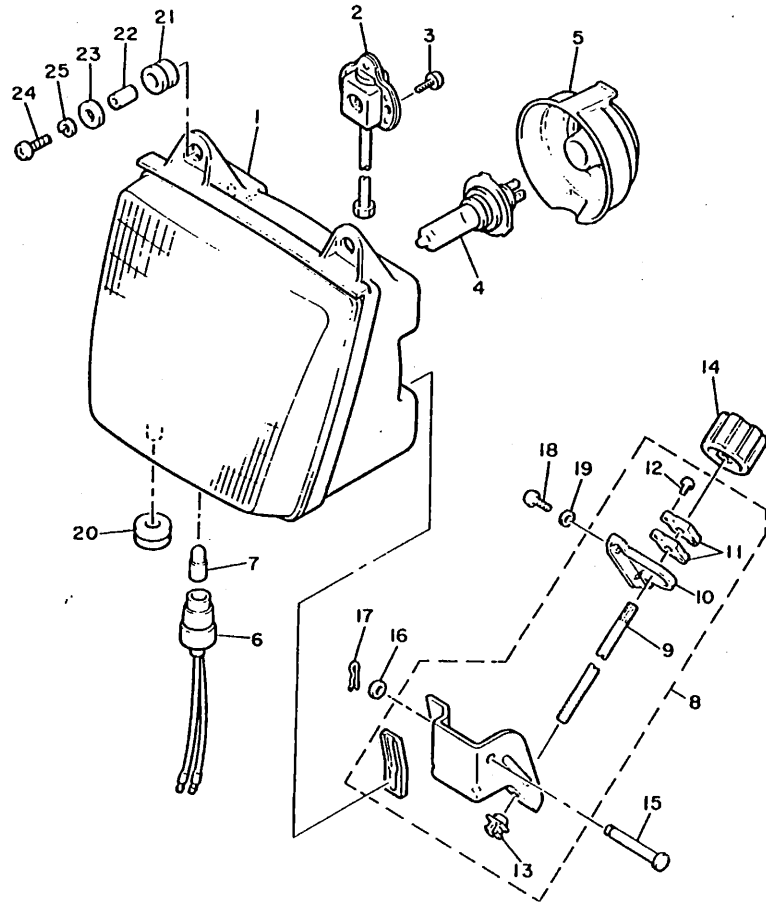
REF. NO.	PART NO.	DESCRIPTION	Q'TY	REMARKS
29	90167-03010	SCREW, tapping	3	
30	41R-8358A-M1	COMPUTOR MONITOR ASS'Y	1	
31	41R-8359J-M1	.PRINT BOARD ASSY	1	
32	90164-04009	SCREW, tapping	3	
33	90480-14023	GROMMET	2	
34	90560-07007	SPACER	2	
35	97001-06025	BOLT	2	
36	90201-06067	WASHER, plate	2	
37	90480-10070	GROMMET	2	



3JS332-9490

H11

FIG. 52 HEADLIGHT,



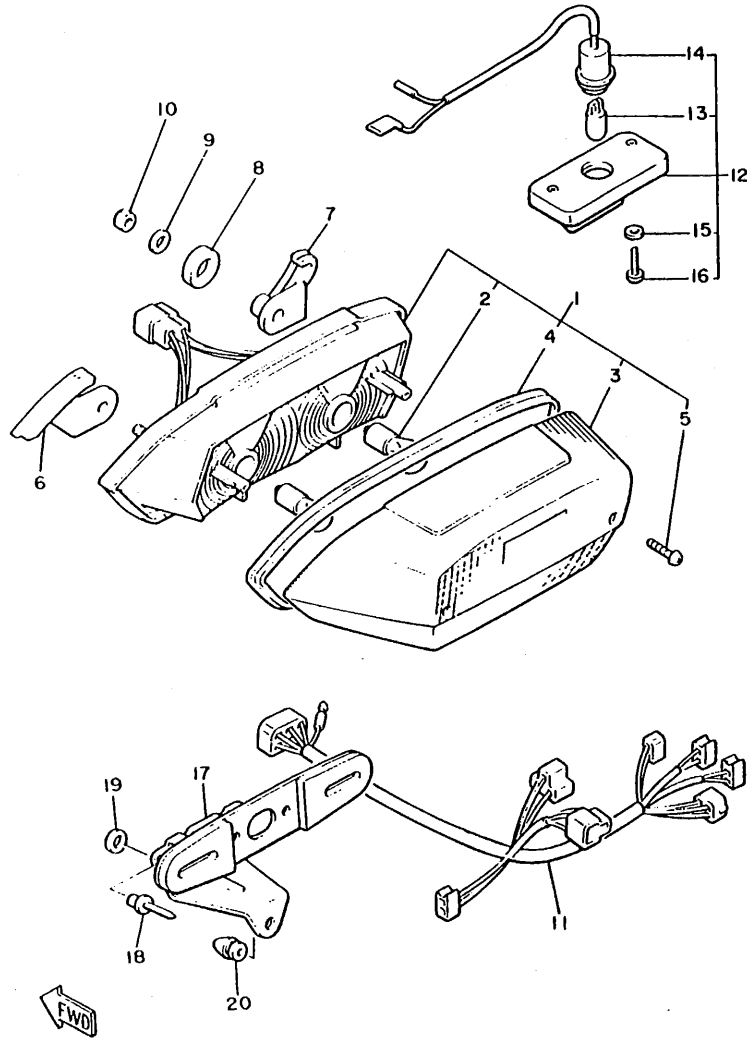
REF. NO.	PART NO.	DESCRIPTION	Q'TY	REMARKS
1	3JT-84320-00	LENS ASSY	1	
2	1NL-8430M-00	GEAR UNIT ASSY	1	
3	97701-40516	SCREW, panhead tapping	2	
4	*	BULB (12V-60 / 55W)	1	LM
5	36Y-84397-00	COVER, socket	1	
6	3JT-84312-00	SOCKET	1	
7	4E2-84347-00	BULB (12V 4W)	1	
8	1NL-8431M-00	ROD ASSY	1	
9	26H-8431N-00	.ROD	1	
10	26H-8431R-00	.STAY, setting	1	
11	26H-8431U-00	.HOLDER	2	
12	98511-04016	.SCREW, pan head	2	
13	1NL-84334-00	.NUT, adjusting	1	
14	26H-8432M-00	KNOB ASSY	1	
15	91702-06055	PIN, clevis	1	
16	92990-06600	WASHER, plate	1	
17	90468-10050	CLIP	1	
18	98501-05016	SCREW, pan head	2	
19	92901-05600	WASHER, plate	2	
20	90480-18276	GROMMET	2	
21	90480-14023	GROMMET	2	
22	90387-07598	COLLAR	2	
23	90201-06059	WASHER, plate	2	
24	92506-06025	SCREW, pan head	2	
25	92906-06100	WASHER, spring	2	



3JT351-9520

H12

FIG. 53 TAILLIGHT

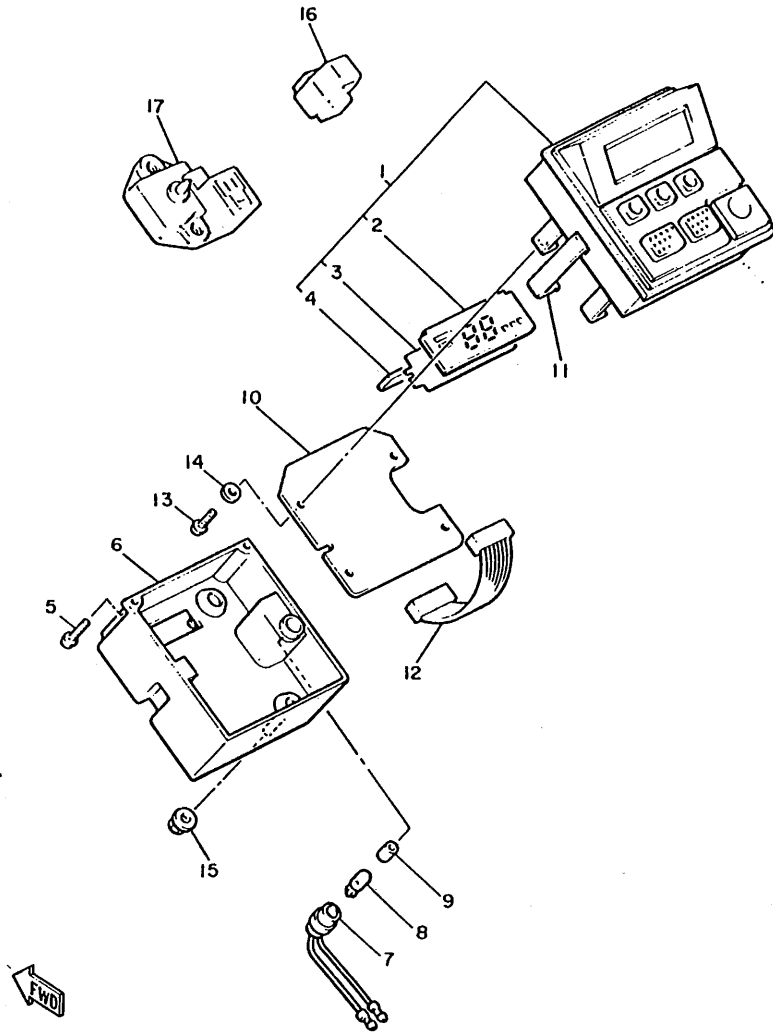


REF. NO.	PART NO.	DESCRIPTION	Q'TY	REMARKS
1	47G-84710-E0	TAILLIGHT UNIT ASSY	1	
2	31L-84714-00	.BULB, taillight (12V-21 / 5W)	2	
3	47G-84721-70	.LENS, taillight	1	
4	26H-84723-00	.GASKET, tail lens	1	
5	3Y1-84524-00	.SCREW, lens fitting	2	
6	26H-84736-00	DAMPER, tail 1	1	
7	26H-84737-00	DAMPER, tail 2	1	
8	26H-84553-00	DAMPER	2	
9	90201-06074	WASHER, plate	2	
10	95303-06600	NUT	2	
11	1NL-84717-00	CORD, taillight	1	
12	1NL-84770-00	LIGHT, accessory	1	FOR VANITY MIRROR
13	2JE-84744-00	.BULB (12V 5W)	1	
14	1NL-84735-00	.CORD ASSY	1	
15	90201-046K0	.WASHER, plate	2	
16	98506-04018	.SCREW, pan head	2	
17	3JT-84751-00	BRACKET, license	1	
18	90267-40076	RIVET, blind	4	
19	92990-04200	WASHER, plain	4	
20	4G0-21639-00	DAMPER 2	1	

3JT351-9530

H13

FIG. 54 CONTROL UNIT

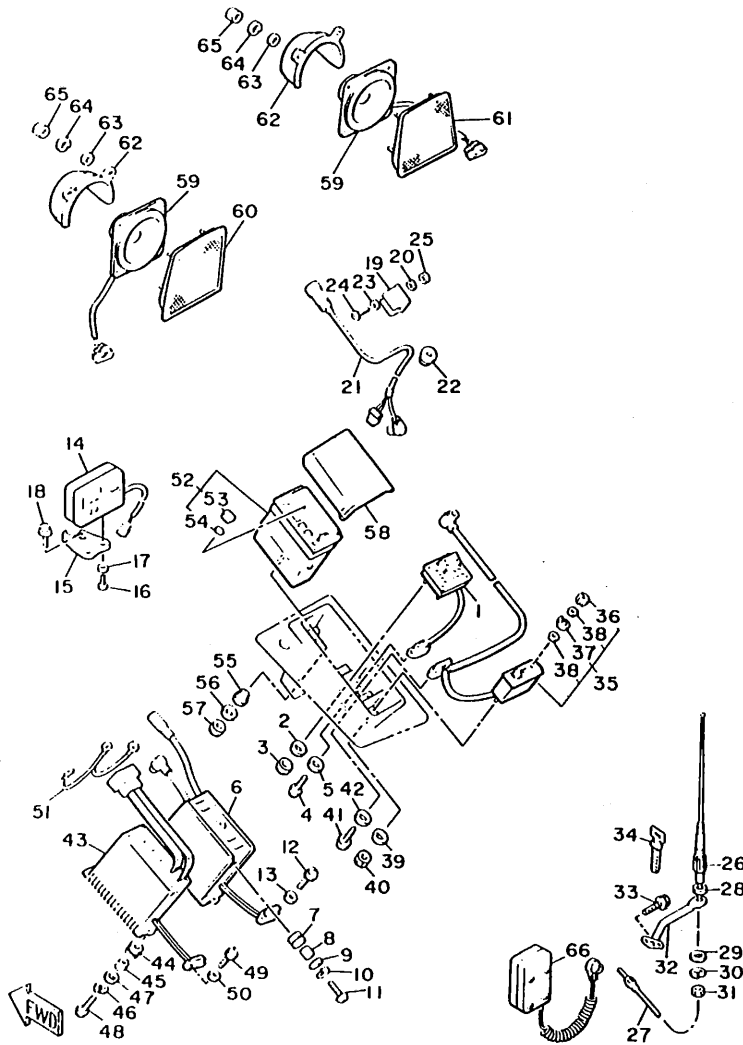


3JS332-9520

REF. NO.	PART NO.	DESCRIPTION	Q'TY	REMARKS
1	31N-W8591-M0	PRINT BOARD / CASE SET	1	
2	31N-85931-00	.LCD UNIT	1	
3	31M-85933-00	.REFLECTOR, lcd	1	
4	31M-85932-00	.CONNECTOR, lcd	1	
5	90164-03016	SCREW, tapping	2	
6	31M-85913-00	CASE, under	1	
7	31M-83520-00	SOCKET CORD ASSY	1	
8	10L-83517-00	BULB (12V 2W)	1	
9	31M-83535-00	TUBE	1	
10	31M-85921-M0	PRINT BOARD ASSY 2	1	
11	31M-83595-00	CLAMP	1	
12	26H-8356N-00	WIRE, lead	1	
13	98501-03008	SCREW, pan head	4	
14	92902-03600	WASHER, plate	4	
15	95702-04100	NUT, flange	4	
16	25G-81950-01	RELAY ASSY	1	
17	31M-85981-00	PRESSUR, sensor	1	

H14

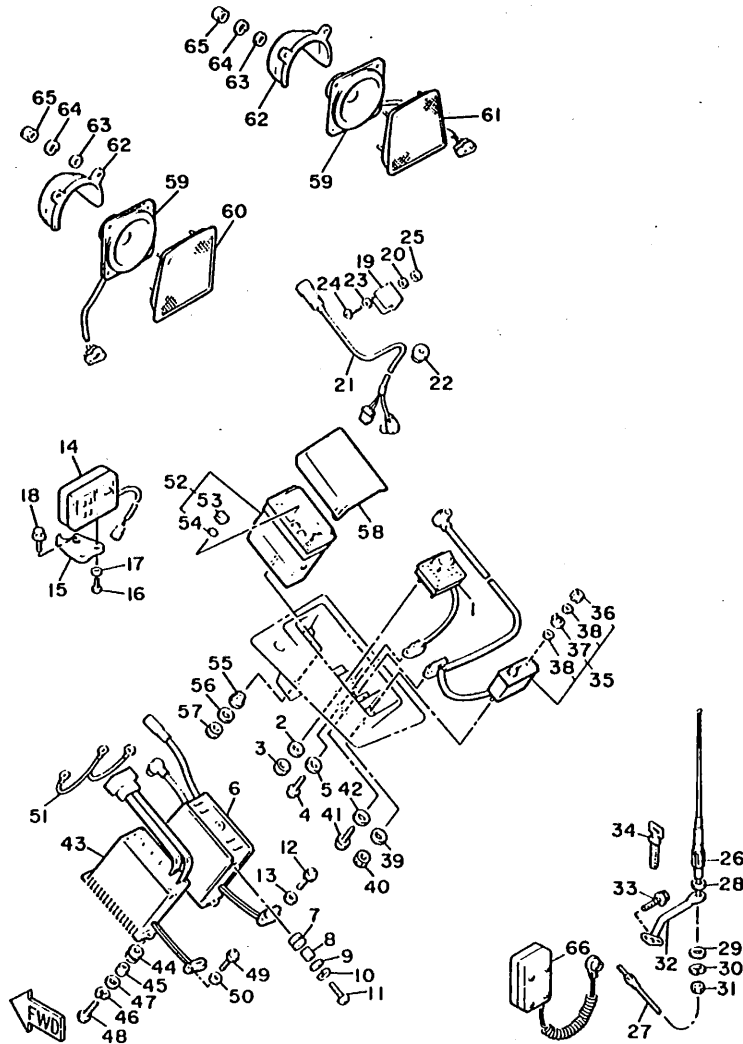
FIG. 55 AUDIO EQUIPMENT 1



3JT351-9550

REF. NO.	PART NO.	DESCRIPTION	Q'TY	REMARKS
1	26H-88121-01	CONTROL, tuner	1	
2	92901-04600	WASHER, plate	2	
3	95301-04600	NUT	4	
4	97702-30512	SCREW, tapping	2	
5	92902-03600	WASHER, plate	2	
6	51N-88122-02	TUNER	1	
7	90480-09364	GROMMET	4	
8	90387-046N2	COLLAR	4	
9	90201-045K9	WASHER, plate	4	
10	92903-04100	WASHER, spring	4	
11	98580-04012	SCREW, pan head	4	
12	98501-03008	SCREW, pan head	2	
13	92902-03600	WASHER, plate	2	
14	3JT-88168-00	REMOTE CONTROL 1	1	
15	1NL-88178-00	BRACKET, remote control	1	
16	98506-05008	SCREW, pan head	2	
17	92906-05600	WASHER, plate	2	
18	95026-10016	BOLT, flange	1	
19	1NL-88195-00	HOLDER, connector	1	
20	90387-041K1	COLLAR	2	
21	1NL-88196-00	CORD, head set 1	1	
22	1NL-28349-00	CAP	1	
23	90201-042E0	WASHER, plate	2	
24	98506-04018	SCREW, pan head	2	
25	95706-04500	NUT, flange	2	
26	26H-88141-00	POLE, cb antenna	1	
27	26H-88146-00	CABLE	1	
28	26H-88149-00	DAMPER	1	

FIG. 55 AUDIO EQUIPMENT 1

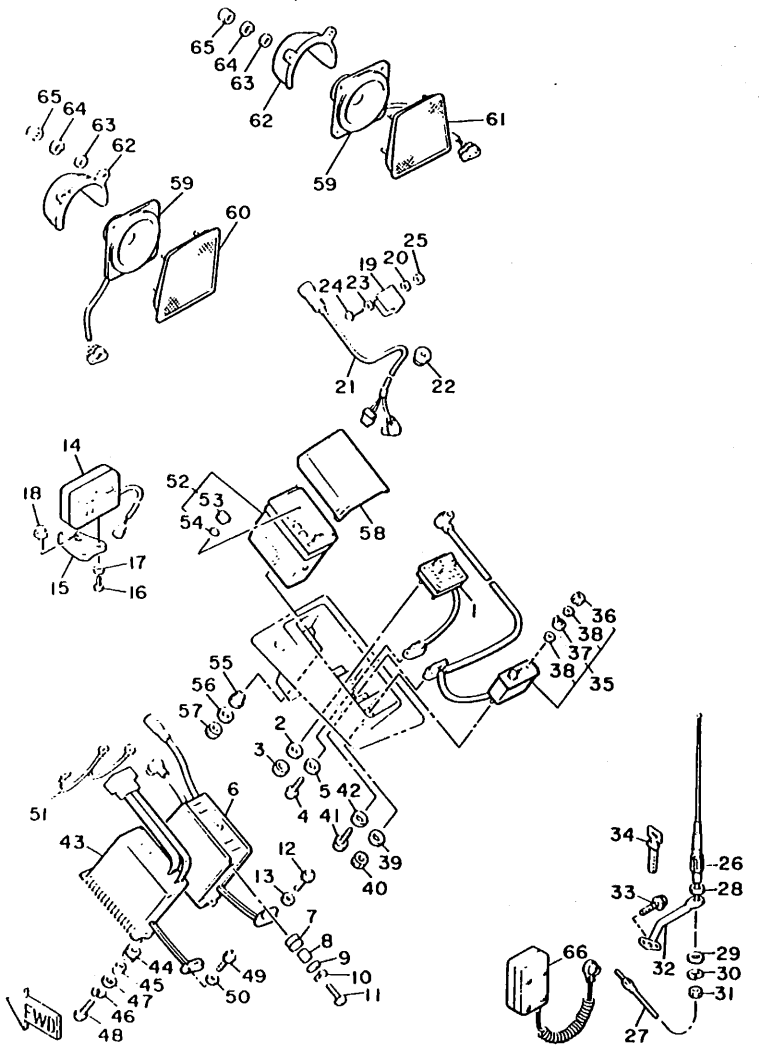


3JT351-9550

REF. NO.	PART NO.	DESCRIPTION	Q'TY	REMARKS
29	92901-12200	WASHER, plain	1	
30	92901-12100	WASHER, spring	1	
31	90170-12329	NUT	1	
32	1NL-88144-00	BRACKET, antenna	1	
33	95801-06012	BOLT, flange	2	
34	437-83936-00	BAND, switch cord	1	
35	26H-88131-02	CONTROL, amp	1	
36	26H-88137-00	.BUTTON 1	2	
37	26H-88138-00	.KNOB 2	2	
38	26H-88139-00	.WASHER, gum	4	
39	92901-04600	WASHER, plate	1	
40	95301-04600	NUT	2	
41	97702-30512	SCREW, tapping	2	
42	92902-03600	WASHER, plate	2	
43	26H-88132-01	AMP. POWER	1	
44	90480-09364	GROMMET	4	
45	90387-046N2	COLLAR	4	
46	92903-04100	WASHER, spring	4	
47	90201-045K9	WASHER, plate	3	
48	98580-04012	SCREW, pan head	4	
49	98501-03008	SCREW, pan head	2	
50	92902-03600	WASHER, plate	2	
51	26H-8232Y-00	WIRE, earth lead	1	
52	26H-88150-01	CASSETTE DECK ASSY	1	
53	26H-88157-00	.BUTTON 1	3	
54	26H-88159-00	.O-RING	3	
55	26H-28227-00	DAMPER 2	1	
56	90201-056G0	WASHER, plate	1	

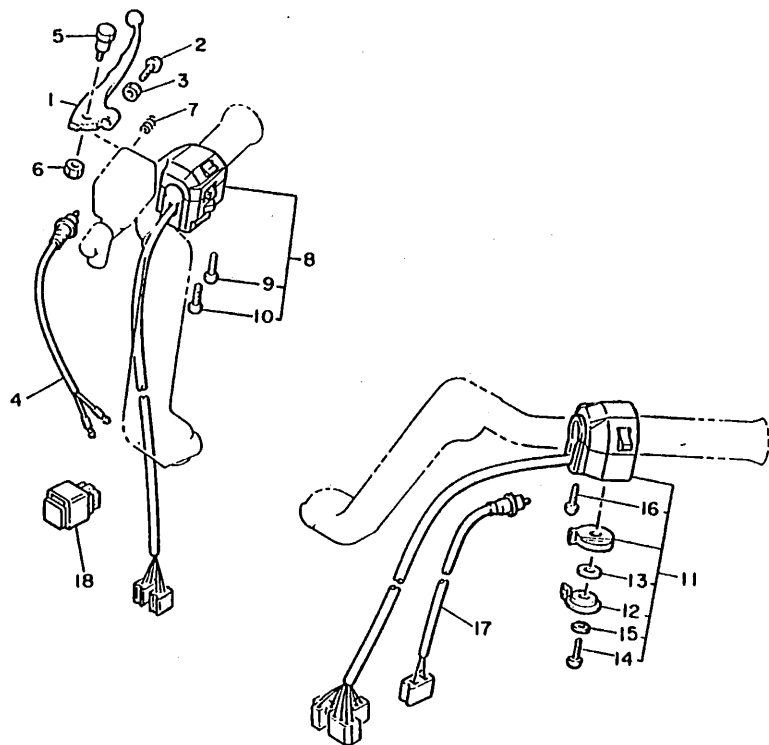
FIG. 55 AUDIO EQUIPMENT 1

REF. NO.	PART NO.	DESCRIPTION	Q'TY	REMARKS
57	95303-05600	NUT	1	
58	26H-88153-00	COVER, cassette deck	1	
59	26H-88161-00	SPEAKER 1	2	
60	26H-88163-00	GRILLE, speaker 1	1	
61	26H-88173-00	GRILLE, speaker 2	1	
62	26H-88162-00	BOX, speaker 1	2	
63	90201-05031	WASHER, plate	8	
64	92990-05100	WASHER, spring	8	
65	95303-05600	NUT	8	
66	3JT-88169-00	REMOTE CONTROL 1	1	



3JT351-9550

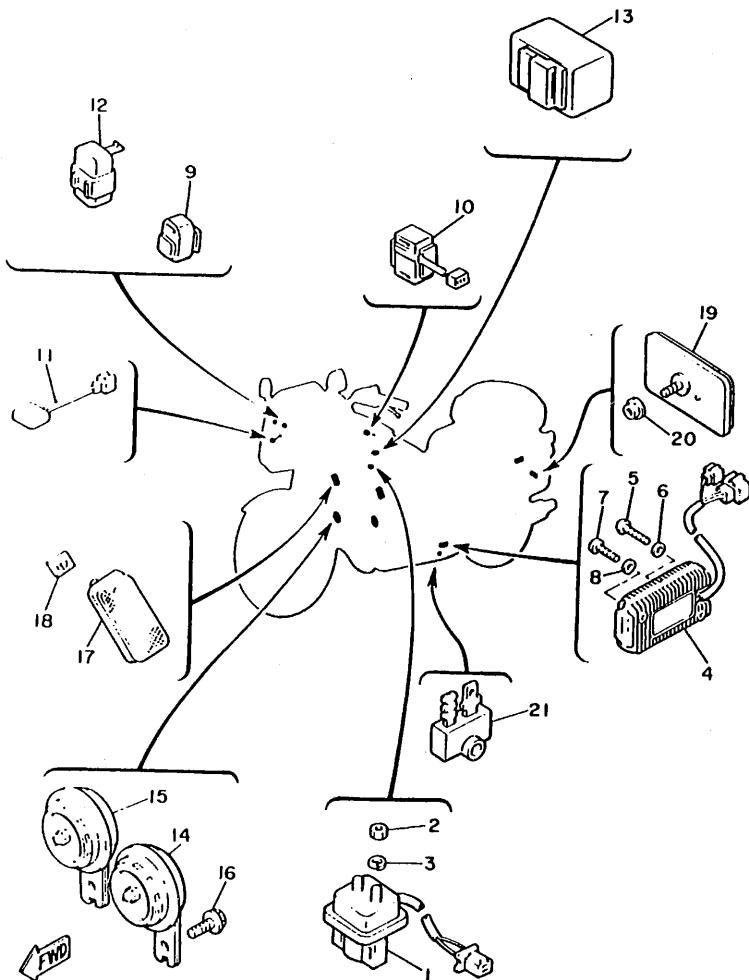
FIG. 56 HANDLE SWITCH • LEVER



REF. NO.	PART NO.	DESCRIPTION	Q'TY	REMARKS
1	26H-83922-01	LEVER 2	1	
2	90149-06131	SCREW	1	
3	90170-06010	NUT	1	
4	26H-83980-00	FRONT STOP SWITCH ASSY	1	
5	90109-06577	BOLT	1	
6	95616-06100	NUT, u	1	
7	90501-10510	SPRING, compression	1	
8	3JT-83963-00	SWITCH, handle 3 (RIGHT)	1	
9	98506-05040	.SCREW, pan head	1	
10	98506-05045	.SCREW, pan head	1	
11	3JT-83972-00	SWITCH, handle 4	1	
12	10M-83941-00	.LEVER, starter	1	
13	90209-10131	.WASHER	1	
14	92506-06008	.SCREW, pan head	1	
15	92901-06200	.WASHER, plain	1	
16	98506-05035	.SCREW, pan head	2	
17	26H-82917-00	SWITCH	1	
18	25G-81950-01	RELAY ASSY	1	

3JS332-9530

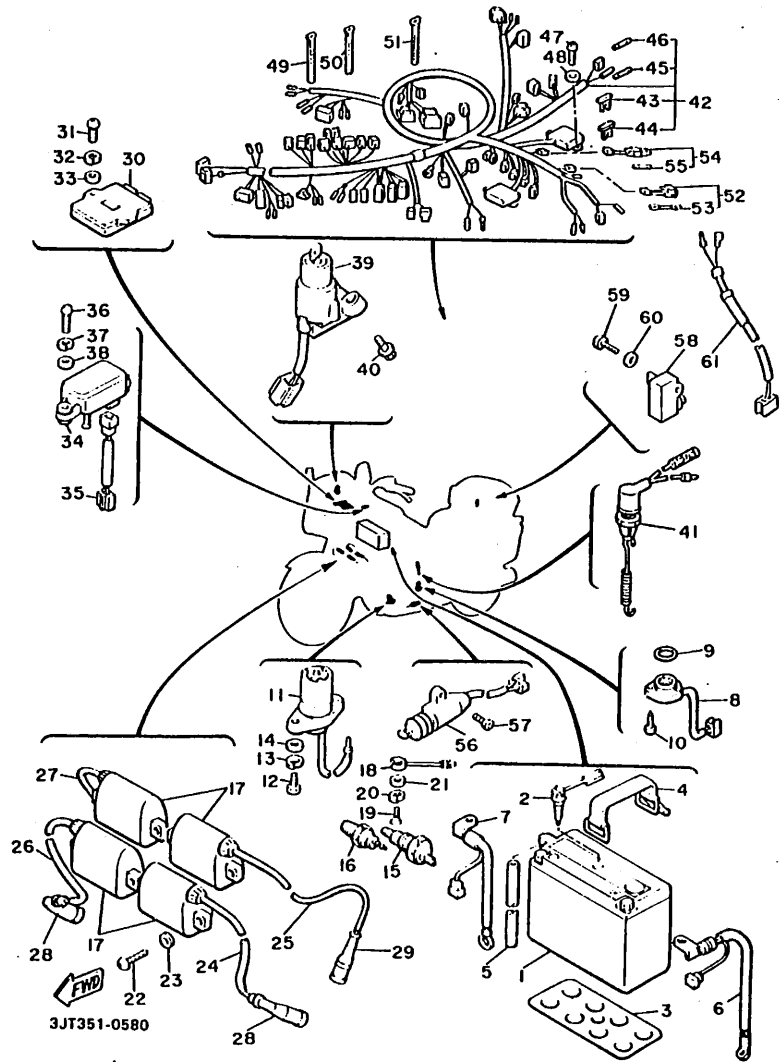
FIG. 57, ELECTRICAL 1



3JS332-9540

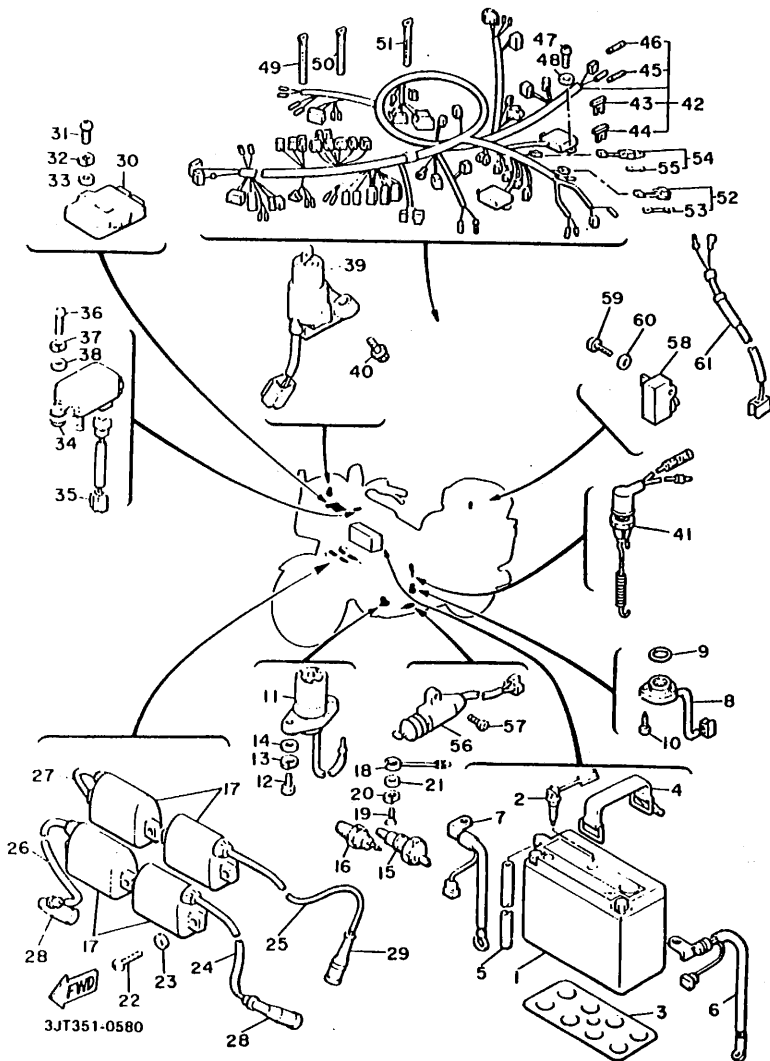
REF. NO.	PART NO.	DESCRIPTION	Q'TY	REMARKS
1	36Y-81940-00	STARTER SWITCH ASSY	1	
2	95303-06700	NUT	2	
3	92990-06100	WASHER, spring	2	
4	2WR-81960-A0	RECTIFIER & REGULATOR ASSY	1	
5	92506-06016	SCREW, pan head	1	
6	92906-06600	WASHER, plate	1	
7	92506-06035	SCREW, pan head	1	
8	92906-06600	WASHER, plate	1	
9	4U8-81950-02	RELAY ASSY	1	FOR SIDE STAND
10	2H7-82576-00	EMERGENCY STOP SWITCH ASSY	1	
11	4H7-81980-M0	DIODE	1	
12	25G-81950-01	RELAY ASSY	1	
13	41R-83350-71	FLASHER RELAY ASSY	1	
14	47G-83371-20	HORN	1	
15	47G-83371-30	HORN	1	
16	95023-08016	BOLT	2	
17	47G-85150-00	PANEL, side	2	
18	90183-05017	NUT, spring	2	
19	3Y6-85130-01	REAR REFLECTOR ASSY	1	
20	95701-05500	NUT, flange	1	
21	1M1-81970-80	RECTIFIER ASSY	1	

FIG. 58 ELECTRICAL 2



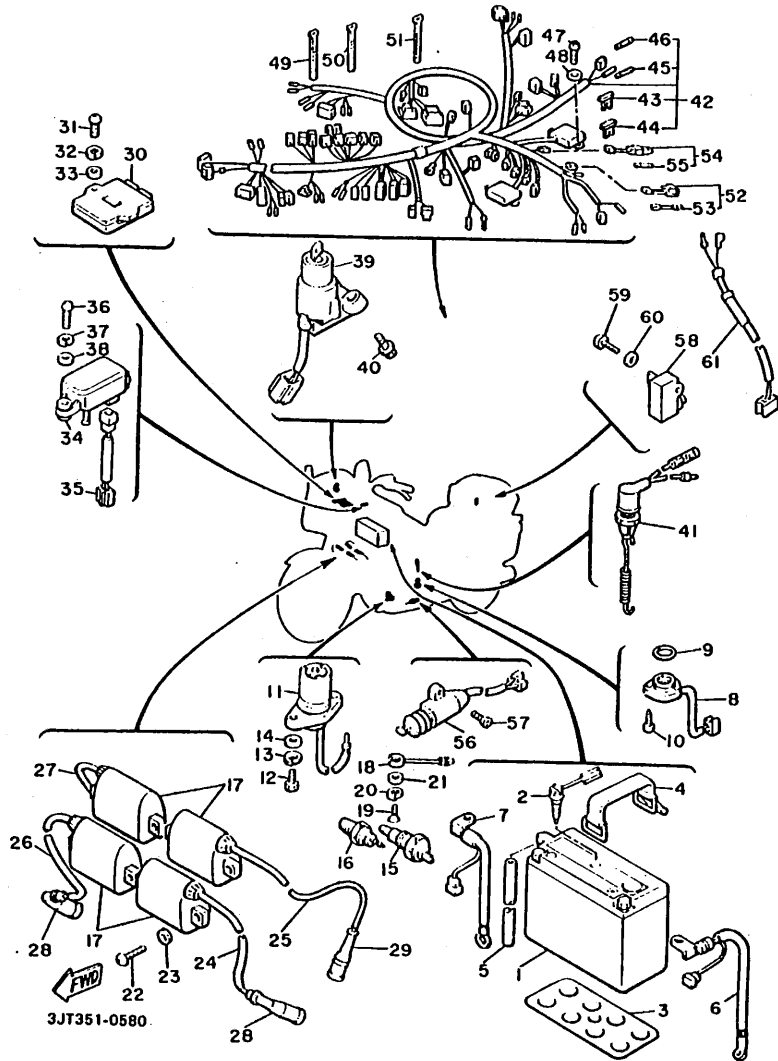
REF. NO.	PART NO.	DESCRIPTION	Q'TY	REMARKS
1	11K-82110-79	BATTERY (YAMAHA FB50-N18L-A2)	1	
2	26H-82120-00	SENDER, battery	1	
3	26H-82122-00	SEAT, battery	1	
4	26H-82131-00	BAND, battery	1	
5	90445-08716	HOSE	1	
6	26H-82115-00	WIRE, plus lead	1	
7	26H-82116-00	WIRE, minus lead	1	
8	41R-82540-01	NEUTRAL SWITCH ASSY	1	
9	93210-29196	O-RING	1	
10	98701-05012	SCREW, flat head	3	
11	1NL-85720-00	OIL LEVEL GAUGE ASSY	1	
12	97021-06020	BOLT	2	
13	92990-06100	WASHER, spring	2	
14	92901-06600	WASHER, plate	2	
15	2EL-82560-00	THERMO SWITCH ASSY	1	
16	11H-83591-00	THERMO UNIT	1	
17	25G-82310-10	IGNITION COIL ASSY	4	
18	26H-83354-00	WIRE, earth lead 1	1	
19	98501-04008	SCREW, pan head	1	
20	92902-04100	WASHER, spring	1	
21	92901-04600	WASHER, plate	1	
22	92501-06020	SCREW, pan head	8	
23	92990-06600	WASHER, plate	8	
24	1NL-82343-00	CORD, high tension 3	1	
25	41R-82342-00	CORD, high tension 2	1	
26	1NL-82343-00	CORD, high tension 3	1	
27	41R-82344-00	CORD, high tension 4	1	
28	4G0-82370-21	PLUG CAP ASSY	2	

FIG. 58 ELECTRICAL 2



REF. NO.	PART NO.	DESCRIPTION	QTY	REMARKS
29	1FK-82370-00	PLUG CAP ASSY	2	
30	3JJ-82305-00	IGNITOR UNIT ASSY	1	
31	92502-06016	SCREW, pan head	2	
32	92990-06100	WASHER, spring	2	
33	90201-06052	WASHER, plate	2	
34	22N-82380-10	SENSOR, pressure	1	
35	26H-82309-00	WIRE, sub lead	1	
36	92501-06020	SCREW, pan head	2	
37	92990-06100	WASHER, spring	2	
38	90201-065F3	WASHER, plate	2	
39	47G-82501-00	MAIN SWITCH STEERING LOCK	1	
40	90109-06614	BOLT	2	
41	1E9-82530-01	STOP SWITCH ASSY	1	
42	3JT-82590-10	WIRE HARNESS ASSY	1	
43	1NL-82151-00	.FUSE (5A)	4	
44	42X-82151-00	.FUSE (10A)	2	
45	116-82151-00	.FUSE (10A)	3	
46	4X7-82151-00	.FUSE (15A)	4	
47	97702-50520	SCREW, tapping	1	
48	92990-06200	WASHER, plain	1	
49	437-83936-10	BAND, switch cord	2	
50	437-83936-00	BAND, switch cord	1	
51	7H9-87188-00	BINDER	12	
52	26H-82150-01	FUSE HOLDER ASSY	1	
53	707-82151-00	.FUSE (40A)	3	
54	4X7-82150-00	FUSE HOLDER ASSY	1	
55	1A0-82161-00	.FUSE (20A)	2	
56	26H-82566-00	SWITCH, side stand	1	

FIG. 58 ELECTRICAL 2.



REF. NO.	PART NO.	DESCRIPTION	Q'TY	REMARKS
57	90152-05021	SCREW, countersunk	2	
58	36Y-83980-01	FRONT STOP SWITCH ASSY	1	
59	98506-04018	SCREW, pan head	1	
60	92906-04600	WASHER, plate	1	
61	1NL-82509-00	WIRE, sub lead	1	

NUMERICAL INDEX

PART NO.	GRID NO.	PART NO.	GRID NO.
4H7-W0041-50	F - 7	26H-11133-10	B - 2
4W1-W0041-00	F-14	47G-11166-00	B-12
1NL-W0045-01	E-15	1NL-11181-00	B-3
	F - 4	26H-11191-01	B-3
1KT-W0047-00	E-15	26H-11193-00	B-3
	F - 4	214-11198-01	B-9
1NL-W0047-00	E-15		B-14
1J3-W0048-00	E-15		E - 3
	F - 4	1FK-11400-00	B - 4
1NL-W0048-00	C-15	26H-11413-01	B-5
	F - 7	26H-11413-11	B-5
1KT-W0057-00	E-15	26H-11413-21	B-5
	F - 4	26H-11413-31	B-5
1NL-W0057-00	E-15	26H-11413-41	B-5
26H-W0098-00	C-15	26H-11413-51	B-5
26H-W0099-00	F - 9	26H-11413-61	B-5
26H-W1751-00	D-3	1FK-11416-01	B-4
2WR-W2151-00-2Y	D-9	1FK-11416-11	B-4
3JJ-W2151-00-3Y	D-9	1FK-11416-21	B-4
2WR-W2211-00-35	D-14	1FK-11416-31	B-4
26H-W2613-00	F - 5	1FK-11416-41	B-4
31N-W8591-MO	H-14	1FK-11416-51	B-4
26H-Y1319-01	B-14	1FK-11416-61	B-4
2WR-Y2171-21-0Y	D-11	59J-11455-00	H-7
41R-Y2171-01-1Y	D-11	26H-11500-01	B-5
2WR-Y2172-21-0Y	D-11	1NL-11610-00	B-4
41R-Y2172-01-1Y	D-11	1NL-11610-10	B-4
2WR-Y283G-21-9Y	F-15	1NL-11610-20	B-4
59G-Y283G-01-XA	F-15	1NL-11631-00-AO	B-4
2WR-Y283H-21-9Y	G-2	1FK-11633-00	B-4
59G-Y283H-01-XA	G-2	1NL-11635-00	B-4
2WR-Y284E-00-8X	G-14	1NL-11636-00	B-4
1NL-Y284E-40-9X	G-14	26H-11650-00	B-4
1NL-Y284J-00	G-10	26H-11654-00	B-4
	G-12	1FK-11656-00	B-4
1NL-Y284K-00	G-10	1FK-11656-10	B-4
	G-12	1FK-11656-20	B-4
1NL-Y2841-00-R0	G-10	1FK-11656-30	B-4
1NL-Y2841-00-9B	G-10	1FK-11656-40	B-4
1NL-Y2842-20-8B	G-10	1FK-11656-50	B-4
1NL-Y2842-30-TJ	G-10	26H-12111-00	B-6
1NL-Y2848-00-R0	G-12	26H-12113-00	B-6
1NL-Y2848-00-9B	G-12	26H-12114-00	B-6
1NL-Y2849-20-8B	G-12	26H-12116-00	B-6
1NL-Y2849-30-TJ	G-12	26H-12117-00	B-6
2GH-1111G-00	B-3	4GO-12118-00	B-6
1NL-11110-00	B-2	26H-12119-00	B-6
1NL-11120-00	B-2	26H-12121-00	B-6

PART NO.	GRID NO.	PART NO.	GRID NO.
26H-12153-00-JO	B-6	26H-12168-AO	B-6
26H-12153-00-YO	B-6	26H-12168-FO	B-6
26H-12168-AO	B-6	26H-12168-HO	B-6
26H-12168-FO	B-6	26H-12168-KO	B-6
26H-12168-HO	B-6	26H-12168-MO	B-6
26H-12168-KO	B-6	26H-12168-RO	B-6
26H-12168-MO	B-6	26H-12168-UO	B-6
26H-12168-RO	B-6	26H-12168-WO	B-6
26H-12168-UO	B-6	26H-12168-YO	B-6
26H-12168-WO	B-6	26H-12168-ZO	B-6
26H-12168-YO	B-6	26H-12168-40	B-6
26H-12168-ZO	B-6	26H-12168-60	B-6
26H-12168-40	B-6	26H-12168-80	B-6
26H-12168-60	B-6	26H-12169-E0	B-7
26H-12168-80	B-6	26H-12169-G0	B-7
26H-12169-E0	B-7	26H-12169-J0	B-7
26H-12169-G0	B-7	26H-12169-L0	B-7
26H-12169-J0	B-7	26H-12169-N0	B-7
26H-12169-L0	B-7	26H-12169-T0	B-7
26H-12169-N0	B-7	26H-12169-TO	B-6
26H-12169-T0	B-6	26H-12169-30	B-6
26H-12169-TO	B-6	26H-12169-50	B-6
26H-12169-30	B-6	26H-12169-70	B-6
26H-12169-50	B-6	26H-12169-90	B-7
26H-12169-70	B-6	2WT-12171-00	B-8
26H-12169-90	B-7	26H-12176-02	B-8
2WT-12171-00	B-8	26H-12177-01	B-8
26H-12176-02	B-8	1NL-12181-00	B-8
26H-12177-01	B-8	26H-12210-02	B-8
1NL-12181-00	B-8	26H-12213-00	B-8
26H-12210-02	B-8	26H-12233-00	B-8
26H-12213-00	B-8	26H-12241-00	B-8
26H-12233-00	B-8	26H-12251-00	B-8
26H-12241-00	B-8	26H-12252-00	B-8
26H-12251-00	B-8	11H-12410-00	B-9
26H-12252-00	B-8	11H-12412-00	B-9
11H-12410-00	B-9	26H-12413-00	B-9
11H-12412-00	B-9	26H-12417-00	B-9
26H-12413-00	B-9	26H-12420-01	B-9
26H-12417-00	B-9	26H-12422-00	B-9
26H-12420-01	B-9	26H-12427-00	B-12
26H-12422-00	B-9	26H-12428-00	B-12
26H-12427-00	B-12	11H-12438-00	B-9
26H-12428-00	B-12	26H-12446-00	B-9
11H-12438-00	B-9	26H-12449-00	B-9
26H-12446-00	B-9		
26H-12449-00	B-9		

PART NO.	GRID NO.	PART NO.	GRID NO.
1FK-12450-00	B-9	26H-12466-02	B-12
26H-12450-00	B-9	26H-1246E-02	B-12
26H-1246A-02	B-12	26H-1246F-01	B-11
26H-1246E-02	B-12	26H-1246G-01	B-11
26H-1246F-01	B-11	26H-1246H-01	B-11
26H-1246G-01	B-11	26H-12461-00	B-11
26H-1246H-01	B-11	26H-12462-00	B-11
26H-12461-00	B-11	26H-12469-01	B-2
26H-12462-00	B-11	1NL-12479-01	B-12
26H-12469-01	B-2	26H-12560-00	B-11
1NL-12479-01	B-12	26H-12566-01	B-11
26H-12560-00	B-11	26H-12576-01	B-12
26H-12566-01	B-11	26H-12577-01	B-12
26H-12576-01	B-12	26H-12578-00	B-11
26H-12577-01	B-12	26H-12579-01	B-12
26H-12578-00	B-11	26H-12588-01	B-12
26H-12579-01	B-12	26H-12589-00	B-12
26H-12588-01	B-12	26H-12611-00	B-11
26H-12589-00	B-12	26H-12620-00	B-11
26H-12611-00	B-11	26H-12630-00	B-11
26H-12620-00	B-11	11H-12673-00	B-11
26H-12630-00	B-11	11H-12675-00	B-11
11H-12673-00	B-11	1FK-13151-00	B-15
11H-12675-00	B-11	26H-13161-00	B-14
1FK-13151-00	B-15	26H-13171-00	B-15
26H-13161-00	B-14	26H-13181-02	B-14
26H-13171-00	B-15	26H-13300-02	B-13
26H-13181-02	B-14	26H-13325-00	B-13
26H-13300-02	B-13	26H-13337-01	B-14
26H-13325-00	B-13	2H7-13340-00	B-14
26H-13337-01	B-14	26H-13342-00	B-13
2H7-13340-00	B-14	26H-13351-01	B-13
26H-13342-00	B-13	26H-13361-00	B-13
26H-13351-01	B-13	26H-13414-00	B-14
26H-13361-00	B-13	26H-13416-00	B-15
26H-13414-00	B-13	26H-13417-01	B-14
26H-13416-00	B-15	1J7-13441-10	B-14
26H-13417-01	B-14	26H-13447-01	B-14
1J7-13441-10	B-14	11H-13455-00	B-9
26H-13447-01	B-14		
11H-13455-00	B-9		
	B-14		
	E-3		
	B-15	26H-13476-00	B-15
	E-5	31M-13512-00	E-5
	C-2	16G-13569-00	C-2
	D-13		D-13
	C-2	26H-13586-00	C-2

NUMERICAL INDEX

PART NO.	GRID NO.	PART NO.	GRID NO.
26H-13596-00	C-2	47G-14653-00	C-8
1NL-13907-00	C-2	3JT-14711-00	C-8
11H-1410A-00	C-4	26H-14715-01	C-7
41V-14103-00	C-5	3JT-14721-00	C-8
12R-14105-00	C-4	47G-14731-00	C-7
26H-1411A-00-09	C-5	1NL-14739-00	C-8
22U-14115-00	C-4	1NL-14746-00	C-8
41R-14118-01	C-5	26H-14772-01	C-8
26H-14139-00	C-6	26H-14788-01	C-7
31M-14139-00	C-5	26H-14789-01	C-7
26H-1414G-00	C-5	26H-14796-00	C-8
4GO-14142-37-AO	C-5	26H-14797-00	C-8
1FK-14147-00	C-5	26H-1490H-00	C-4
22U-14147-00	C-5	1UM-1490J-00	C-4
22V-14147-00	C-5	41V-1490K-00	C-5
241-14147-00	C-5	41W-1490K-00	C-5
137-14153-00	C-4	41V-1490L-00	C-6
1FK-14190-15	C-5	41V-1490M-00	C-5
2L1-14191-00	C-5	1UM-14900-01	C-4
41R-14193-00	C-5	1UM-14901-01	C-4
41U-14193-00	C-5	1UM-14902-01	C-4
1NL-14197-00	C-5	1UM-14903-01	C-4
1UM-14197-00	C-5	1UM-14904-01	C-4
22U-14199-00	C-5	1FK-14933-00	C-4
3G2-14231-16	C-4	1FK-14940-00	C-4
3G2-14231-25	C-5	26H-14941-90	C-5
3G2-14231-30	C-4	26H-14952-00	C-4
26H-14411-00	C-2	22U-14968-00	C-5
26H-14412-00	C-2	22V-14968-00	C-5
26H-14437-00	C-2	1FK-14985-00	C-4
26H-14451-00	C-2	26H-14987-00	C-6
26H-14453-00	C-2	31H-14987-00	C-5
1VJ-14462-00	C-2	341-14991-00	C-4
41R-14489-00	C-2	1J7-14994-00	C-5
41V-14504-00	C-6	1NL-15100-00	C-9
22U-14536-00	C-4	26H-15113-00	C-10
22U-14561-00	C-4	59J-15113-00	H-7
22U-14565-00	C-4	26H-15138-00	C-9
26H-14611-01	C-7	4GO-15138-00	C-9
26H-14612-00	C-7	26H-15148-00	C-9
26H-14613-01	C-7	4H7-15189-00	C-9
26H-14615-01	C-7	59J-15191-00	H-7
26H-14618-00	C-7	26H-15199-00	C-10
26H-14621-02	C-7	26H-15317-00	C-9
26H-14623-01	C-7	1AA-15326-00	C-9
26H-14624-01	C-7	26H-15326-00	C-9
26H-14631-01	C-7	1AA-15336-00	C-9
26H-14641-02	C-7	26H-15337-01	B-9

NUMERICAL INDEX

PART NO.	GRID NO.	PART NO.	GRID NO.
26H-15337-01	C-11	26H-16357-00	C-14
26H-15338-00	B-9	1FK-16371-00	C-14
	C-11	1FK-16381-01	C-14
1FK-15358-00	H-7	1FK-16383-00	C-14
2H7-15361-00	C-10	26H-16384-00	C-14
2H7-15363-00	C-10	26H-16385-00	C-14
26H-15365-00	B-14	26H-16399-00	C-14
26H-15366-00	B-14	26H-17121-00	D-2
26H-15373-00	C-10	26H-17141-00	D-2
1FK-15379-00	H-7	26H-17151-01	D-2
26H-15381-00	C-10	26H-17211-00	D-2
26H-15383-00	C-10	1FK-17221-01	D-2
26H-15411-00	C-11	26H-17231-01	D-2
26H-15417-01	C-9	26H-17241-00	D-2
26H-15418-01	C-11	26H-17251-01	D-2
26H-15421-04	C-11	26H-17411-02	D-2
26H-15427-01	C-11	26H-17421-01	D-2
26H-15428-00	C-11	2WE-17524-00	D-3
1NL-15431-00	C-11	2WE-17527-00	D-3
1NL-15447-00	C-11	26H-17531-00-15	D-3
	C-12	26H-17531-00-30	D-3
26H-15449-00	C-11	4X7-17531-00-15	D-3
26H-15451-00	C-11	4X7-17531-00-30	D-3
26H-15455-01	C-11	4X7-17531-00-50	D-3
26H-15461-00	C-11	1J7-17537-YO-15	E-2
26H-15462-00	C-12	1J7-17537-YO-30	E-2
4H7-15486-00	C-11	1J7-17537-YO-40	E-2
1FK-15494-00	H-7	1J7-17537-YO-50	E-2
26H-15512-00	C-13	1J7-17537-YO-80	E-2
26H-15514-00	C-13	26H-17551-00	D-3
26H-15515-00	C-13	26H-17556-00	D-3
26H-15517-00	C-13	2H7-17571-01	D-3
26H-15521-00	C-13	2H7-17590-00	E-3
26H-15522-00	C-13	1NL-18110-00	D-5
11H-15580-00	C-13	22N-18113-00	D-5
341-15583-05	C-13	26H-18115-00	D-5
26H-16150-00	C-14	26H-18120-00	D-5
26H-16154-00	C-14	26H-18140-01	D-5
26H-16307-00	C-14	26H-18141-01	D-4
26H-16321-00	C-14	26H-18150-00	D-6
26H-16324-00	C-14	1FK-18152-00	D-6
26H-16331-01	C-14	2H9-18154-00	D-5
1FK-16334-00	C-14		D-6
1FK-16335-00	C-14	26H-18185-00	D-4
132-16346-00	D-5	26H-18197-00	D-5
1FK-16351-00	C-14	26H-18511-01	D-4
1FK-16352-00	C-14	26H-18512-00	D-4
36Y-16356-00	C-14	26H-18513-00	D-4

PART NO.	GRID NO.	PART NO.	GRID NO.
26H-18531-00	D-4	26H-18531-00	D-4
26H-18536-00	D-5	26H-18536-00	D-5
26H-18540-00	D-4	26H-18540-00	D-4
278-18542-00	D-4	278-18542-00	D-4
26H-18561-01	D-4	26H-18561-01	D-4
278-18566-00	D-4	278-18566-00	D-4
3JT-21110-00-33	D-7	3JT-21110-00-33	D-7
2WR-21140-00-33	D-7	2WR-21140-00-33	D-7
26H-2117F-00	D-8	26H-2117F-00	D-8
26H-2117M-00	D-7	26H-2117M-00	D-7
26H-2117N-00	D-7	26H-2117N-00	D-7
26H-2117R-00	D-7	26H-2117R-00	D-7
26H-2117T-00	D-8	26H-2117T-00	D-8
26H-2117U-00	D-8	26H-2117U-00	D-8
26H-2117V-00	D-8	26H-2117V-00	D-8
26H-2117W-00	D-8	26H-2117W-00	D-8
26H-2117X-00	D-8	26H-2117X-00	D-8
26H-2117Y-00	D-8	26H-2117Y-00	D-8
3JT-21190-00-33	D-7	3JT-21190-00-33	D-7
26H-21243-01	D-13	26H-21243-01	D-13
26H-21279-00	D-14	26H-21279-00	D-14
26H-21308-00	H-5	26H-21308-00	H-5
26H-21315-00	D-7	26H-21315-00	D-7
41R-2134E-01	F-15	41R-2134E-01	F-15
47G-2134K-00	D-13	47G-2134K-00	D-13
47G-2134L-00	D-13	47G-2134L-00	D-13
26H-21376-00	G-12	26H-21376-00	G-12
26H-2141V-00	D-7	26H-2141V-00	D-7
1A8-21518-00	D-9	1A8-21518-00	D-9
2WR-21570-20	D-9	2WR-21570-20	D-9
3JJ-21570-10	D-9	3JJ-21570-10	D-9
3JJ-21577-00	D-9	3JJ-21577-00	D-9
1NL-21611-00	D-9	1NL-21611-00	D-9
3JT-21621-00	D-10	3JT-21621-00	D-10
26H-21629-00	D-9	26H-21629-00	D-9
3JT-2163A-00	D-9	3JT-2163A-00	D-9
3JT-2163E-00	D-9	3JT-2163E-00	D-9
3JT-2163F-00	D-9	3JT-2163F-00	D-9
31A-21638-00	E-12	31A-21638-00	E-12
4G0-21639-00	D-10	4G0-21639-00	D-10
1NL-2164A-00	H-13	1NL-2164A-00	H-13
3JT-21641-00	D-9	3JT-21641-00	D-9
1NL-21644-01	H-5	1NL-21644-01	H-5
1NL-21645-01	D-9	1NL-21645-01	D-9
1NL-21646-00	D-9	1NL-21646-00	D-9
31M-21647-00	E-5	31M-21647-00	E-5
31M-21688-00	E-5	31M-21688-00	E-5

NUMERICAL INDEX

PART NO.	GRID NO.	PART NO.	GRID NO.
1NL-21694-00	D-10	1NL-21694-00	D-10
1NL-21695-00	D-10	1NL-21695-00	D-10
26H-21708-00	G-6	26H-21708-00	G-6
1NL-2171A-00-TJ	D-12	1NL-2171A-00-TJ	D-12
1NL-2171A-00-8B	D-12	1NL-2171A-00-8B	D-12
26H-2171J-00	D-11	26H-2171J-00	D-11
26H-2171K-00	D-11	26H-2171K-00	D-11
26H-2171L-00	D-12	26H-2171L-00	D-12
26H-2171M-00	D-12	26H-2171M-00	D-12
26H-2171N-00	D-11	26H-2171N-00	D-11
64K-2171Y-02	D-11	64K-2171Y-02	D-11
2N4-21717-00	G-3	2N4-21717-00	G-3
41R-21717-00	D-11	41R-21717-00	D-11
26H-2172M-01	D-12	26H-2172M-01	D-12
54K-2172Y-02	D-11	54K-2172Y-02	D-11
2WR-2173E-20	D-11	2WR-2173E-20	D-11
3JJ-2173E-10	D-11	3JJ-2173E-10	D-11
2WR-2173F-20	D-11	2WR-2173F-20	D-11
3JJ-2173F-10	D-11	3JJ-2173F-10	D-11
41R-21731-00	D-13	41R-21731-00	D-13
41R-21741-00	D-13	41R-21741-00	D-13
26H-21746-00	D-11	26H-21746-00	D-11
26H-21747-00	D-12	26H-21747-00	D-12
26H-2176E-00	D-13	26H-2176E-00	D-13
26H-2177E-00-TJ	D-12	26H-2177E-00-TJ	D-12
26H-2177E-00-8B	D-12	26H-2177E-00-8B	D-12
26H-2177G-00	D-12	26H-2177G-00	D-12
26H-2177M-00	D-12	26H-2177M-00	D-12
26H-2177N-00	D-12	26H-2177N-00	D-12
26H-2177R-00	D-12	26H-2177R-00	D-12
1NL-23111-00	E-8	1NL-23111-00	E-8
18A-21778-00	F-13	18A-21778-00	F-13
1HX-21780-00	G-6	1HX-21780-00	G-6
54K-21780-00	D-12	54K-21780-00	D-12
31M-21782-01	D-12	31M-21782-01	D-12
26H-21783-00	D-11	26H-21783-00	D-11
26H-21784-00	D-11	26H-21784-00	D-11
41R-2179E-00	D-11	41R-2179E-00	D-11
26H-21796-01	D-12	26H-21796-01	D-12
26H-21816-01	G-7	26H-21816-01	G-7
26H-21828-00	G-7	26H-21828-00	G-7
26H-21871-01	G-7	26H-21871-01	G-7
26H-21874-00	G-7	26H-21874-00	G-7
26H-21875-00	G-7	26H-21875-00	G-7
2WR-22121-00	D-14	2WR-22121-00	D-14
2WR-22122-00	D-14	2WR-22122-00	D-14
26H-22128-00	D-14	26H-22128-00	D-14
26H-22129-00	D-15	26H-22129-00	D-15
26H-2214H-00	D-14	26H-2214H-00	D-14
26H-22141-00	D-14	26H-22141-00	D-14
26H-22141-00	D-14	26H-22141-00	D-14
26H-22143-00	D-14	26H-22143-00	D-14
3JJ-2217A-00	D-14	3JJ-2217A-00	D-14
26H-2217H-00	D-15	26H-2217H-00	D-15
3JJ-2217M-00	D-15	3JJ-2217M-00	D-15
26H-22189-00	D-14	26H-22189-00	D-14
31M-22210-01	E-4	31M-22210-01	E-4
31M-22908-00	E-5	31M-22908-00	E-5
31M-22907-00	E-5	31M-22907-00	E-5
31M-22908-00	E-5	31M-22908-00	E-5
31M-22909-00	E-5	31M-22909-00	E-5
31M-22910-00	E-5	31M-22910-00	E-5
31M-22928-00	E-5	31M-22928-00	E-5
31M-22940-00	E-5	31M-22940-00	E-5
31M-22945-00	E-5	31M-22945-00	E-5
31M-22950-00	E-5	31M-22950-00	E-5
31M-22955-00	E-5	31M-22955-00	E-5
31M-22957-00	E-6	31M-22957-00	E-6
31M-22958-00	E-5	31M-22958-00	E-5
31M-22960-00	E-5	31M-22960-00	E-5
31M-22962-00	E-5	31M-22962-00	E-5
2WR-2310E-00	E-8	2WR-2310E-00	E-8
3JJ-23102-00	E-10	3JJ-23102-00	E-10
3JJ-23102-10	E-8	3JJ-23102-10	E-8
3JJ-23103-00	E-9	3JJ-23103-00	E-9
3JJ-23103-10	E-9	3JJ-23103-10	E-9
3JJ-23103-00	E-8	3JJ-23103-00	E-8
1NL-23111-00	E-9	1NL-23111-00	E-9
4H7-23119-00	E-8	4H7-23119-00	E-8
1NL-23181-00	E-9	1NL-23181-00	E-9
3JJ-23126-00	E-8	3JJ-23126-00	E-8
3JJ-23126-10	E-8	3JJ-23126-10	E-8
122-23129-00	E-8	122-23129-00	E-8
26H-2313A-00	E-9	26H-2313A-00	E-9
3JJ-23136-00	E-7	3JJ-23136-00	E-7
3JJ-23136-10	E-9	3JJ-23136-10	E-9
41R-23141-00	E-8	41R-23141-00	E-8
1FK-23142-00	E-9	1FK-23142-00	E-9
1NL-23145-00	E-8	1NL-23145-00	E-8
26H-23146-00	E-8	26H-23146-00	E-8
26H-23143-00	E-10	26H-23143-00	E-10
1NL-23147-00	E-8	1NL-23147-00	E-8
26H-23147-00	E-10	26H-23147-00	E-10
26H-23147-00	E-8	26H-23147-00	E-8
26H-23149-00	E-9	26H-23149-00	E-9
3J2-23147-00	E-10	3J2-23147-00	E-10
26H-23149-00	E-8	26H-23149-00	E-8
26H-23153-00	E-9	26H-23153-00	E-9
26H-23156-00	E-8	26H-23156-00	E-8
2K8-23158-LO	E-9	2K8-23158-LO	E-9
1NL-2316E-00	E-9	1NL-2316E-00	E-9
26H-23163-00	E-10	26H-23163-00	E-10
26H-23168-00	E-8	26H-23168-00	E-8
2WR-23170-01	E-9	2WR-23170-01	E-9
3JJ-23171-00	E-8	3JJ-23171-00	E-8
26H-23173-00	E-9	26H-23173-00	E-9
26H-2318A-00	E-8	26H-2318A-00	E-8
31M-2318E-00	E-10	31M-2318E-00	E-10
2LV-2318F-00	E-10	2LV-2318F-00	E-10
1NL-2318K-00	E-10	1NL-2318K-00	E-10
2WR-2318U-00	E-9	2WR-2318U-00	E-9
1NL-23181-00	E-10	1NL-23181-00	E-10
1NL-23188-00	E-8	1NL-23188-00	E-8
1NL-23188-10	E-9	1NL-23188-10	E-9
26H-23188-00	E-10	26H-23188-00	E-10
26H-2319A-00	E-10	26H-2319A-00	E-10
26H-2319L-00	E-8	26H-2319L-00	E-8
26H-2319M-00	E-10	26H-2319M-00	E-10
1NL-2319U-00	E-8	1NL-2319U-00	E-8
3JJ-23191-00	E-10	3JJ-23191-00	E-10
43M-23192-LO	E-10	43M-23192-LO	E-10

NUMERICAL INDEX

PART NO.	GRID NO.	PART NO.	GRID NO.
2WR-23318-00	E-10	26H-25364-00	F-2
2WR-23319-00	E-10	26H-25366-00	F-2
2WR-23340-01	E-10	26H-25381-00	F-2
22N-23346-00	E-8	1A1-25398-01	E-14
	E-10		F-2
1J7-23415-00	E-7	1A1-25399-00	E-14
26H-23418-01	E-7		F-2
1NL-23434-00	E-7		E-14
1NL-23435-00-98	E-7		F-2
1NL-23442-00	E-7	1NL-25810-01	E-15
54K-24110-00-33	E-11	1NL-25810-11	E-15
54K-2414A-00	E-11	1NL-25810-52	F-4
26H-24180-00	E-12	1NL-25819-00	F-4
26H-24181-00	E-11	3JT-2583V-00	F-14
26H-24182-01	E-11	1NL-25830-51	F-4
26H-24188-00	E-12	1NL-25831-00	E-15
54K-24311-00	E-12	1NL-25831-10	E-15
54K-24312-00	E-12	1KT-25836-00	F-4
41R-24314-00	E-11	1NL-25836-00	E-15
26H-24315-01	E-11	341-25846-00	E-14
54K-24376-00	E-11	1NL-25850-01	F-7
26H-24491-01	E-12	1NL-25852-51	F-14
3JJ-24500-00	E-11	26H-25852-01	F-7
4X8-24512-00	E-11		F-9
3AJ-24523-00	E-11	1NL-25854-50	F-14
3AJ-24534-00	E-11	26H-25854-00	F-7
1FK-24560-00	E-11		F-9
26H-24566-02	E-11	1J3-25862-51	F-14
26H-24568-00	E-11	306-25862-00	F-7
47G-24650-00	E-11		F-9
26H-2471A-02	E-13	2M0-25864-50	F-14
3JJ-24730-00	E-13	1J3-25867-00	F-7
3JJ-24730-10	E-13	26H-25871-00	F-8
26H-24747-00	E-13	2WR-25872-00	F-7
3JJ-2477A-00	E-13	26H-25872-51	F-14
3JJ-2477A-10	E-13	2WR-25873-00	F-7
1A1-25115-00	E-14	26H-25874-00	F-14
341-25118-00	E-14	2WR-25875-00	F-7
341-25149-00	E-14	341-25881-00	F-9
41R-25168-00-PO	E-14		F-14
41R-25168-00-35	E-14	1NL-25884-00	F-14
1NL-25181-00	E-14	26H-25886-01	F-7
26H-25190-00	E-14	26H-25887-50	F-14
2H7-25315-00	F-2	26H-25895-50	F-14
1J7-25319-01	F-2	1KT-25919-00	F-4
1FK-25327-00	F-2	1NL-25919-00	E-15
26H-25338-20-PO	F-2	1KT-26924-00	E-15
26H-25338-20-35	F-2		F-4

NUMERICAL INDEX

PART NO.	GRID NO.	PART NO.	GRID NO.	PART NO.	GRID NO.	PART NO.	GRID NO.
1KT-25925-00	E-15	26H-27247-01	F-12	1NL-28281-10	G-2	26H-2837T-00-R0	G-3
	F-4	26H-27311-01-R4	F-12	3JJ-28281-00	G-2	26H-2837T-00-9B	G-3
	F-7	26H-27315-00	F-12	59G-28283-01	F-15	41R-2837U-00	G-3
1NL-25940-00	F-5	1NL-2741L-01	F-10		G-2	26H-2837V-00	G-5
26H-26121-01	F-5	1NL-27410-01-93	F-10	26H-28291-00	G-6	26H-2837W-00	G-5
26H-26122-01	F-5	1NL-27413-00	F-10	1NL-28322-00	F-15	26H-2837X-00	G-8
26H-26133-00	F-5	26H-27413-02	F-10	26H-28328-00	F-15	26H-2837Y-00	G-8
26H-26143-03	F-5	1NL-27414-00	F-11	26H-2833X-02	G-8	26H-2837Z-00	F-15
26H-26144-00	F-5	26H-27414-00	C-8	26H-2833Y-02	G-8		G-2
26H-26146-00	F-5	1AA-27415-00	F-10	1NL-28332-00	F-15	1NL-28378-00	G-2
26H-26147-00	F-5	15R-27415-00	F-13	1NL-28336-00	G-3	59J-28379-00	F-15
26H-26216-00	F-5	26H-27417-00	F-10	3J5-28336-00	G-7	26H-28379-00	G-2
1VE-26226-00	F-5	1NL-2742L-01	F-10	26H-28338-00	G-2	26H-2838J-00	G-7
26H-26240-00	F-5	1NL-27420-01-93	F-10	26H-2834G-00	G-5	26H-2838N-00	G-7
26H-26241-00	F-5	1NL-27423-00	F-11	26H-2834H-00	G-5	26H-2838R-00	G-7
1KH-26257-00	H-4	1NL-27424-00	F-10	26H-28345-00	G-3	26H-2838T-01	F-15
41V-2627A-00	F-6	1NL-27427-00	F-11	1NL-28346-00	G-3	26H-2838U-00	G-2
41V-2627E-00	F-5	1NL-27433-00	F-11	1NL-28347-00	G-3	1NL-28385-00-R0	G-9
41V-26273-00	F-6	1NL-27437-00	F-11	1NL-28348-01	G-3	1NL-28385-00-9B	G-9
26H-2628J-00	F-5	1NL-27442-00	F-10	1NL-28349-00	H-15	2WR-28391-20	F-15
41V-2629A-00	F-5	1NL-27443-00	F-11	1NL-2835A-00-R0	G-2	3JJ-28391-10	F-15
41V-2629G-00	F-6	1NL-27444-00	F-11	1NL-2835A-00-8B	G-2	2WR-28392-20	G-2
41V-2629L-00	F-6	1NL-27451-00	F-10	26H-2835E-00	G-7	3JJ-28392-10	G-2
47G-26290-G1	G-3	1NL-27453-00	F-11	26H-2835F-00	G-7	1VE-2840F-00	H-3
47G-26290-T1	G-3	1NL-27461-00	F-11	26H-2835J-01-R0	G-8	3JJ-2840F-00	H-3
41V-2631J-00	C-6	1NL-27463-00	F-11	26H-2835J-01-9B	G-8	3JJ-2840H-00	G-14
41V-26311-00	F-5	1NL-27486-00	F-11	26H-2835K-01-R0	G-8	3JJ-2840H-10	G-14
41V-26312-00	F-5	1NL-27487-00	F-11	26H-2835K-01-9B	G-8	1NL-2840K-00	G-10
41V-26313-01	C-6	3JJ-28100-00	D-8	26H-2835M-00-R0	G-9	1NL-2840M-00	G-12
26H-26331-00	F-6	26H-28210-00	G-5	26H-2835M-00-9B	G-9	1VE-2840N-00	H-2
26H-2637A-00	F-6	26H-28212-00	G-6	1NL-28356-00	F-15	3JJ-2840R-00	H-2
26H-26372-01	F-6	26H-28214-00	G-6	41R-28357-00	G-8	1VE-2840T-00	H-2
5H0-26393-00	F-6	26H-28215-00	G-6	41R-28358-00	G-9	3JJ-2840T-00	H-2
26H-26450-01	F-9	26H-28217-00	G-6	26H-28359-01	F-15	1NL-2840U-00	H-4
26H-26455-00	F-9	26H-28219-00	G-6	1NL-2836K-00	G-5	1VE-2840Z-00	H-2
26H-26464-00	F-9	59J-28221-00	G-6	1NL-2836L-00	G-5	3JJ-2840Z-00	H-2
26H-26467-00	F-9	59J-28222-00	G-6	41V-2836M-00	G-3	1NL-28408-01	G-10
26H-26471-02	F-9	26H-28224-00	G-6	26H-2836N-02	G-8		G-12
26H-26472-00	F-9	26H-28225-00	G-6	26H-2836R-01	G-8	54K-28408-00	H-2
26H-26473-00	F-9	26H-28227-00	I-2	26H-2836T-00	G-5	1NL-2841A-01	H-3
26H-26475-01	F-9	26H-28232-00	G-5	26H-2836U-00	G-5	2WR-2841G-20	G-10
26H-27111-01-R4	F-12	3JT-28233-00	G-6	1NL-28361-00	G-3		G-12
1A0-27114-00	C-8	26H-28239-00	G-7	1NL-28365-00	G-9	3JJ-2841G-10	G-10
26H-27115-00	F-12	26H-28244-00	G-6	1NL-28366-00	G-3		G-12
26H-27200-00-39	F-12	26H-28247-00	G-6	26H-2837L-02	G-5	1NL-28415-00	H-5
26H-27212-00	F-12	26H-28255-00	G-5	26H-2837M-01	G-5	2WR-28415-00	G-14
26H-27231-00	F-12	26H-28265-00	G-7	26H-2837N-01-33	F-15	1NL-28416-00	H-5
26H-27243-00	F-12	26H-28266-00	G-7	26H-2837R-01-33	G-2	1NL-28418-01	H-5

NUMERICAL INDEX

NUMERICAL INDEX

PART NO.	GRID NO.	PART NO.	GRID NO.	PART NO.	GRID NO.	PART NO.	GRID NO.	PART NO.	GRID NO.	PART NO.	GRID NO.
1NL-28419-01	H- 5	1NL-2848A-00	H- 3	3AJ-81826-00	H- 8	4KO-83311-40	H- 9	26H-8431N-00	H-12	1NL-88144-00	I- 2
31M-2842J-00	G-14	1NL-2848H-00	G-11	11H-81844-00	H- 8	47G-8332E-00	H- 9	26H-8431R-00	H-12	26H-88146-00	H-15
54K-2842J-01	G- 3		G-13	371-81847-20	H- 8	47G-83320-00	H- 9	26H-8431U-00	H-12	26H-88149-00	H-15
	G-14	54K-2848H-00	H- 2	38Y-81940-00	I- 5	1NL-8333E-00	H- 9	3JT-84312-00	H-12	26H-88150-01	I- 2
1NL-2842M-00-RO	H- 4	1NL-2848K-00	H- 2	25G-81950-01	H-14	3JT-83330-00	H- 9	26H-8432M-00	H-12	26H-88153-00	I- 3
1NL-2842M-00-BB	H- 4	2WR-2848L-00	G-10		I- 4	32H-83331-00	H- 9	3JT-84320-00	H-12	26H-88157-00	I- 2
1NL-2842N-00	H- 4	1NL-28485-00	G-15		I- 5	1NL-8334E-00	H- 9	26H-84327-00	H-12	26H-88159-00	I- 2
3JT-28422-00	H- 5	54K-28486-00	G-14	4U8-81950-02	I- 5	3JT-83340-00	H- 9	1NL-84334-00	H-12	1NL-8816A-00	G-15
1NL-28424-00	H- 3	1NL-28487-00	G-10	2WR-81960-A0	I- 5	41R-83350-71	I- 5	4E2-84347-00	H-12	26H-88161-00	I- 3
1NL-28428-00	G-10		G-12	1M1-81970-60	I- 5	26H-83354-00	I- 6	36Y-84397-00	H-12	26H-88162-00	I- 3
	G-12	54K-28488-00	G-15	4H7-81980-M0	I- 5	47G-83371-20	I- 5	3Y1-84524-00	H-13	26H-88163-00	I- 3
26H-2843A-00	G- 6	1NL-28489-00	H- 3	11K-82110-79	I- 6	47G-83371-30	I- 5	26H-84553-00	H-13	3JT-88168-00	H-15
	G-15	1NL-2849F-00	G-10	26H-82115-00	I- 6	3JT-83509-00	H-10	47G-84710-E0	H-13	3JT-88169-00	I- 3
	H- 4		G-12	26H-82116-00	I- 6	10L-83517-00	H-14	31L-84714-00	H-13	26H-88173-00	I- 3
1NL-2843J-00	G-14	54K-2849F-00	G-15	26H-82120-00	I- 6	26H-83519-00	H-10	1NL-84717-00	H-13	1NL-88178-00	H-15
1NL-2843K-00	H- 3	1NL-2849H-00	H- 3	26H-82122-00	I- 6	31M-83520-00	H-14	47G-84721-70	H-13	1NL-88195-00	H-15
1NL-2843M-00	H- 3	3JJ-2849H-00	H- 4	26H-82131-00	I- 6	5G2-83523-00	H-10	26H-84723-00	H-13	1NL-88196-00	H-15
1NL-28438-00	H- 5	54K-2849J-00	G-14	26H-82150-01	I- 7	26H-8353G-00	H-10	1NL-84735-00	H-13	90101-06291	F-12
1NL-28439-00	H- 5	54K-2849M-00	G-15	4X7-82150-00	I- 7	31M-83535-00	H-14	26H-84736-00	H-13	90101-06576	C- 7
31M-2844A-01	G-10	1NL-2849R-00	G-15	1NL-82151-00	I- 7	1NL-83540-A0	H-10	26H-84737-00	H-10	90101-10524	D- 7
	G-12	1NL-28493-00	G-10	116-82151-00	I- 7	26H-83545-00	H-10	2JE-84744-00	H-13	90101-12578	D-15
	G-15		G-12	4X7-82151-00	I- 7	26H-83550-00	H-10	4G1-84744-00	H-10	90105-06153	B- 2
54K-2844L-00	H- 3	54K-28493-00	H- 2	42X-82151-00	I- 7	26H-8356N-00	H-14	3JT-84751-00	H-13	90105-07087	B- 8
1NL-2844M-00	H- 5	54K-28496-00	G-14	707-82151-00	I- 7	41R-8357A-00	H-10	1NL-84770-00	H-13	90105-08141	F-14
1NL-2844R-00	H- 5	54K-28497-00	G-14	1A0-82161-00	I- 7	41R-8357H-00	H-10	1NL-85130-00	H- 5	90105-10247	C-10
1NL-2844T-00	H- 4	1NL-46101-00	E- 2	3JJ-82305-00	I- 7	1UM-83570-E0	H-10	3Y6-85130-01	I- 5	90105-10248	C-10
1NL-2844U-00	H- 4	2H7-46102-00	E- 2	26H-82309-00	I- 7	3JT-83571-00	H-10	54K-85140-00	G-15	90105-10249	C-10
1NL-28444-00	H- 3	1J7-46117-Y0-25	E- 3	25G-82310-10	I- 6	3JT-83572-00	H-10	47G-85150-00	I- 5	90105-10250	E- 4
54K-2845E-00	G-14	1J7-46117-Y0-30	E- 3	26H-8232Y-00	I- 2	41R-8358A-M1	H-11	26H-85702-00	F- 7	90105-10253	D- 7
54K-2845H-00	G-14	1J7-46117-Y0-40	E- 3	41R-82342-00	I- 6	41R-8359J-M1	H-11	5G2-85702-00	F-14	90105-10254	D- 7
1NL-2845K-00	G-14	1J7-46117-Y0-45	E- 3	1NL-82343-00	I- 6	11H-83591-00	I- 6	1NL-85720-00	I- 6	90105-10308	E-15
1NL-2845L-00	G-15	1J7-46117-Y0-50	E- 3	41R-82344-00	I- 6	31M-83595-00	H-14	26H-85752-00	E-12		F- 4
1NL-2845M-00	G-15	22U-46118-00-12	E- 2	1FK-82370-00	I- 7	41R-83720-00	H-10	2H7-85753-00	E-12	90105-12252	D- 7
1NL-2846J-00	H- 3	22U-46118-00-14	E- 2	4G0-82370-21	I- 6	26H-83912-00	F- 9	31M-85913-00	H-14	90105-12374	B- 4
1NL-2846M-01	H- 3	22U-46118-00-16	E- 2	22N-82380-10	I- 7	583-83913-00	H- 3	31M-85921-M0	H-14	90109-063F8	D- 5
1NL-2846N-01	H- 3	22U-46118-00-18	E- 2	47G-82501-00	I- 7	26H-83922-01	I- 4	31N-85931-00	H-14	90109-064F0	B- 3
1NL-28468-00	G-14	22U-46118-00-20	E- 2	1NL-82509-00	I- 8	437-83936-00	I- 2	31M-85932-00	H-14	90109-06577	F- 9
1NL-28469-00	G-14	4H7-46123-00	E- 2	1E9-82530-01	I- 7		I- 7	31M-85933-00	H-14		I- 4
54K-2847F-00	G-14	4H7-46125-00	E- 2	41R-82540-01	I- 6	437-83936-10	F- 8	31M-85981-00	H-14	90109-06614	I- 7
1NL-2847H-00	H- 3	1FK-46152-01	E- 2	2EL-82560-00	I- 6		I- 7	7H9-87188-00	I- 7	90109-08441	D- 5
1NL-2847J-00	H- 3	1FK-46153-00	E- 2	26H-82566-00	I- 7	10M-83941-00	I- 4	26H-88121-01	H-15	90109-08718	E-15
1NL-28473-01	H- 5	1NL-46172-00	E- 3	2H7-82576-00	I- 5	3JT-83963-00	I- 4	51N-88122-02	H-15		F- 4
1NL-28474-01	H- 5	4X7-46180-00	E- 3	3JT-82590-10	I- 7	3JT-83972-00	I- 4	26H-88131-02	I- 2	90109-10474	F-12
3JT-28475-00	H- 5	3JJ-81410-00	H- 7	1NL-82912-00	H- 4	26H-83980-00	I- 4	26H-88132-01	I- 2	90109-10691	F-12
1NL-28476-00	G-15	3JJ-81450-00	H- 7	1NL-82913-00	H- 4	36Y-83980-01	I- 8	26H-88137-00	I- 2	90109-10720	D-15
3JJ-28477-00	H- 3	3UF-81670-00	H- 7	26H-82917-00	I- 4	583-83981-00	H- 3	26H-88138-00	I- 2	90110-05079	H- 4
1NL-28478-00	H- 3	26H-81800-10	H- 8	47G-8331E-00	H- 9	1NL-8430M-00	H-12	26H-88139-00	I- 2	90110-06035	C-15
1NL-28479-01	G-11	3AJ-81801-00	H- 8	47G-83310-00	H- 8	1NL-8431M-00	H-12	26H-88141-00	H-15	90110-06054	C- 7
	G-13										

NUMERICAL INDEX

PART NO.	GRID NO.	PART NO.	GRID NO.
90110-06078	G-9	90167-40042	G-15
90110-06084	B-10	90170-06010	I-4
90110-06138	B-14	90170-06184	F-13
90110-08127	F-10	90170-06228	D-5
	F-11	90170-12329	I-2
90110-10125	D-7	90170-20323	C-14
90110-10126	D-7	90170-22094	F-5
90116-08427	E-2	90170-22187	D-12
90116-10411	C-9		G-6
90116-10428	E-2	90171-18043	F-3
90119-05001	D-12	90176-08034	D-7
90119-06056	D-12	90176-10045	D-7
90119-06060	D-12		F-12
90119-06117	G-4	90176-10049	E-3
90149-05185	G-3	90179-03478	H-10
90149-06011	E-11	90179-08327	B-4
90149-06131	I-4	90179-08437	F-12
90149-06150	H-5	90179-08442	C-7
90149-08152	C-10	90179-10321	D-7
90151-06013	D-4	90179-10370	F-5
90151-06041	C-10	90179-10414	B-3
	D-5	90179-14317	D-3
	I-8	90179-14508	E-2
90152-05021	F-14	90179-22412	E-7
90153-10015	B-11	90179-25033	E-7
90154-05001	H-10	90179-44328	D-3
90157-02031	C-4	90183-04027	F-15
90157-05050	G-14		G-2
90159-05132	D-9		G-3
90159-05134	G-2		G-5
	G-3		H-9
	G-5	90183-04039	G-6
	G-7	90183-05017	I-5
	G-10	90183-05024	G-3
	G-12		G-5
	H-4		G-7
	H-5		G-10
	G-2		G-12
90159-06060	D-10		G-8
90159-06093	H-14	90183-06023	G-9
90164-03016	D-11		D-15
90164-04006	F-15	90185-10037	F-12
	G-2		F-12
	G-6	90185-10091	F-12
	H-10	90185-12119	D-15
	H-11	90201-033H3	F-15
	H-11		G-2
90167-03010	H-11	90201-042E0	H-15
90167-04021	H-10	90201-04325	F-15

PART NO.	GRID NO.	PART NO.	GRID NO.
90201-04325	G-2	90201-046K0	H-13
90201-045K9	H-15	90201-05031	I-3
	I-2	90201-05032	E-5
	I-2	90201-056G0	I-2
	H-2	90201-05721	H-2
	F-6	90201-05725	F-6
	I-7	90201-06052	I-7
	G-15	90201-06059	G-15
	H-12		H-12
	H-11	90201-06067	H-11
	H-13	90201-06074	H-13
	H-10	90201-065F3	H-10
	I-7		I-7
	G-10		G-10
	G-12		G-12
	D-10	90201-065K5	D-10
	H-7	90201-06643	H-7
	E-10	90201-08085	E-10
	B-14	90201-08087	B-14
	B-15		B-15
	E-5	90201-083H9	E-5
	E-11	90201-08569	E-11
	F-11	90201-087F0	F-11
	F-12	90201-100A1	F-12
	D-7	90201-100F7	D-7
	F-8	90201-10118	F-8
	F-9		F-9
	F-14		F-14
	C-10	90201-10131	C-10
	D-15	90201-102A2	D-15
	B-3	90201-102G9	B-3
	F-14	90201-10610	F-14
	D-7	90201-10696	D-7
	B-14	90201-11723	B-14
	D-15	90201-120E6	D-15
	B-4	90201-121H0	B-4
	D-5	90201-124E4	D-5
	E-7	90201-126K4	E-7
	D-5	90201-127E1	D-5
	C-10	90201-12790	C-10
	E-2	90201-143K7	E-2
	D-3	90201-14633	D-3
	F-2	90201-18620	F-2
	D-14	90201-187H4	D-14
	B-2	90201-195F4	B-2

NUMERICAL INDEX

PART NO.	GRID NO.	PART NO.	GRID NO.
90338-07175	G-6	90401-10096	F-8
90338-07180	D-9		F-9
	G-15		F-14
	F-11	90401-10108	B-14
90338-08163	F-7	90401-10114	F-8
90338-09012	F-9	90413-12017	B-12
	B-3	90430-06014	C-11
	G-10	90430-06166	C-9
	D-15	90430-38054	C-7
	E-3	90445-042E2	E-12
	C-11	90445-08674	C-2
	B-2	90445-08716	I-6
	D-15	90445-090A9	C-2
	D-14	90445-09107	B-11
	H-3	90445-11637	B-12
	H-15	90445-12722	C-2
	H-15	90445-162A0	B-12
	I-2	90446-11206	G-7
	D-12	90450-53003	C-2
	G-3	90460-11149	C-2
	E-5	90460-15227	B-11
	G-14		B-12
	C-2	90460-16237	F-14
	G-9	90460-38285	B-11
	B-11		B-12
	F-15	90460-58204	C-3
	G-2	90461-15100	E-12
	G-5	90462-06192	C-11
	F-12	90462-12131	G-5
	B-11	90464-12027	D-9
	G-8	90464-16025	D-10
	H-12	90464-62085	G-10
	D-9		G-12
	G-10		G-15
	G-12	90465-08193	B-15
	D-9	90465-08220	C-11
	E-11	90465-08233	C-10
	F-11	90465-08263	C-10
	E-4	90465-14310	E-7
	D-15	90465-16320	D-15
	D-14	90467-08003	B-12
	E-14		E-12
	F-2	90467-08021	C-2
	F-2		E-12
	D-14	90467-08040	E-12
	B-14	90467-08092	C-2
	B-15	90467-10008	C-6
	F-14		E-12

NUMERICAL INDEX

NUMERICAL INDEX

PART NO.	GRID NO.	PART NO.	GRID NO.	PART NO.	GRID NO.	PART NO.	GRID NO.	PART NO.	GRID NO.	PART NO.	GRID NO.
90467-10008	G-7	90506-08227	D-5	92502-06016	G-8	92901-12200	I-2	92990-05100	G-3	93210-05098	E-5
90467-10039	C-2	90506-11392	C-8		G-9	92901-20600	F-3		G-7	93210-06632	C-14
90467-10091	E-11	90506-12029	H-3		H-7	92902-03600	H-10		I-3		E-5
90467-11019	G-7	90506-13312	D-5		I-7		H-14	92990-05200	D-12	93210-06667	B-14
90467-11044	E-11	90506-29266	F-12	92502-06040	H-7		H-15	92990-05300	B-11		B-15
90467-11090	B-12	90506-32314	F-12	92503-06015	E-4		I-2	92990-06100	B-11		C-10
90467-11102	B-12	90508-20023	F-10	92506-06008	I-4	92902-04100	C-4		C-7	93210-08493	F-7
90467-14015	B-12	90508-32588	D-5	92506-06010	H-4		H-10		D-9		F-14
90467-23067	B-12	90508-32590	F-13	92506-06012	F-9		I-6		D-10	93210-10166	E-5
90468-03063	E-12	90560-07007	H-11	92506-06012	F-15	92902-08100	D-9	92990-06100	D-13	93210-13361	B-14
90468-03135	D-12	90560-17233	E-14	92506-06016	G-9		D-13		E-4	93210-14104	B-11
90468-10050	H-12	90560-20235	F-2		I-5	92902-08100	E-11	92990-06100	E-5	93210-14369	C-11
90468-12124	E-7	90560-30234	D-4	92506-06025	F-7	92903-04100	H-15		E-12	93210-14579	B-14
90468-98132	B-9	91311-06016	B-9		H-12		I-2		E-13	93210-14637	B-14
	C-11		B-12	92506-06035	I-5	92906-04600	G-6		G-6	93210-16314	B-14
90480-01432	G-3		C-2	92780-08016	C-9		G-15		F-12	93210-16629	B-2
90480-08371	G-8	91311-06020	B-8		C-11		I-8		G-5	93210-18322	B-2
90480-08374	G-8		B-9	92901-04100	C-5	92906-05100	D-12		G-8		B-2
90480-09364	H-15	91311-06025	B-9		F-7		G-3		G-9		C-14
	I-2		C-11		F-14		H-2		H-7	93210-20573	C-9
90480-10068	G-15		C-12	92901-04600	F-7		H-2		I-5	93210-21631	B-2
90480-10070	H-11	91311-06030	C-11		F-7		H-3		I-6	93210-27194	B-9
90480-12053	D-10		F-5		F-14	92906-05200	D-12		I-7	93210-27778	C-10
90480-12067	D-12	91311-06035	C-12		H-10	92906-05600	D-13	92990-06200	I-7	93210-29196	I-6
90480-12355	D-11	91311-06040	B-12		H-15		G-5	92990-06600	E-4	93210-45150	C-11
90480-13018	G-9	91311-06065	B-9		I-2		H-3		G-8	93210-45511	B-10
90480-13369	D-11	91311-08035	E-10	92901-05100	I-6		H-15		G-9	93210-45578	C-2
90480-14023	H-11	91311-08040	E-9		E-5	92906-06100	F-7		H-12	93210-60426	E-2
	H-12	91316-04016	G-6	92901-05600	F-2		F-9		I-6	93210-68347	F-2
90480-14455	E-7	91316-06020	C-2		B-11		F-14	92990-08100	D-9	93210-71360	U-3
90480-15058	G-8	91316-06025	C-2		C-2		F-15		D-14	93211-16591	B-9
90480-15235	G-8	91316-06025	B-13		E-12		G-9		E-10	93211-17317	B-14
90480-18276	C-2	91316-08014	C-13		F-2		G-14		G-8	93211-54698	E-2
	B-11	91401-20015	F-12		F-6		H-12		G-9	93306-00004	B-9
	H-12	91401-25015	F-10		H-12	92906-06200	H-5	92990-10100	E-3	93306-00304	C-14
90480-19283	B-11	91401-40040	F-3	92901-06200	F-12		H-9	93101-10090	E-3	93306-00304	C-14
90480-20357	E-11	91701-08038	F-10		I-4	92906-06600	F-7	93101-30084	B-9	93306-20555	D-2
90480-20447	G-10	91702-06055	H-12	92901-06600	C-10		G-9	93101-35085	E-2	93306-20629	D-2
	G-12	92501-06008	C-12		D-14		H-4	93101-38098	D-3	93306-20901	D-3
	G-5	92501-06010	C-6		I-6		I-5	93102-12106	E-2	93306-30309	E-14
90480-40367	C-13		C-11	92901-08200	G-8	92906-08100	D-7	93102-25064	D-5	93306-30417	F-2
90501-04623	D-4		E-5		G-9		D-13	93102-28022	F-2	93306-30430	D-2
90501-06022	D-4		E-5		C-7	92990-03100	H-10	93102-40367	E-14	93306-30533	E-2
90501-10510	I-4	92501-06012	C-10	92901-08600	C-7		F-15	93102-70167	F-2	93306-36401	D-2
90501-13720	F-11		H-7		C-8	92990-03200	F-15	93102-70167	E-3	93306-90602	D-4
90501-142E6	G-4	92501-06014	F-15	92901-08700	E-3		G-2	93105-45017	E-14	93311-21044	E-3
90501-16491	E-3		G-2	92901-10100	D-7	92990-04200	H-5	93106-28023	D-14	93311-43729	E-2
90501-18433	B-14	92501-06020	G-8	92901-10200	D-7		H-13	93108-23007	E-3	93316-01403	E-2
90501-75638	D-3		I-6	92901-12100	E-7	92990-05100	E-11	93109-08061	C-14	93317-32635	F-2
90506-07136	D-14		I-7		I-2		F-6	93210-03119	C-4	93332-00008	E-7

NUMERICAL INDEX

PART NO.	GRID NO.	PART NO.	GRID NO.	PART NO.	GRID NO.
93332-00023	E - 7	95303-06600	H-13	95811-06045	C - 9
93332-00024	D - 3	95303-06700	D - 5		D-14
93332-00028	D - 3		I - 5	95811-06070	C - 9
93332-00050	D-14	95303-08600	D - 9	95811-06090	C - 9
93332-00051	D-14	95303-08700	F-12	95811-08030	D - 3
93410-22039	E - 3	95303-10700	E - 7	95811-08045	C - 9
93410-23056	D - 2	95303-10800	D - 7		F - 5
	E - 3	95306-05800	G-10	95811-08050	C - 9
93440-12117	B - 2		G-12	95811-08065	C - 9
93440-20088	E - 3	95306-05800	G-15	95811-08080	C - 9
93440-28062	D - 2		H - 2	95811-08095	C-10
93440-30077	D - 2	95306-05800	H - 3	95811-10045	D - 7
93440-34025	D - 2		H - 4	95812-10050	E - 2
93440-45022	F - 2	95306-06800	F - 7	95816-06016	C - 2
93440-52118	D - 2		G-14	95816-08095	C - 9
93450-19095	B - 4		H - 5	95821-06014	E-12
93501-04011	F -11		H - 9	95821-06055	H - 8
93511-32027	C-14	95306-12600	F - 7	95821-08020	C - 8
93603-07073	C-14	95311-08600	E - 2		D - 9
93603-10049	D - 4	95601-05100	F - 5		H - 5
93603-14026	B - 9	95601-08200	C - 8	95821-08025	B - 8
93604-17198	D - 4	95601-10200	E - 4	95826-08045	E - 7
93604-21197	D - 4	95611-06100	D-14	95826-08060	D - 7
93615-12088	C-13	95616-06100	F - 9	95911-08625	B - 2
93700-06005	D-15		I - 4	97001-06012	E -12
93900-00025	F - 2	95701-05500	I - 5		E-13
93900-00031	E -14	95701-08500	H - 5	97001-06020	B-11
94580-81118	B - 8	95701-10500	D - 7		F-13
94600-02001	B - 8	95702-04100	G - 6	97001-06025	C-14
94701-00241	B - 2		H-14		H-11
94701-00242	B - 2	95706-04500	H-15	97001-08020	D - 9
95021-08020	H - 5	95801-06010	F -15	97002-06016	D-13
95023-06010	G-14	95801-06012	I - 2	97002-08040	E -11
95023-08016	E - 7	95801-06020	G - 6	97003-06020	G - 5
	H - 5	95801-08012	F -15	97011-08020	C - 8
	I - 5	95801-08016	D - 7		G - 8
	F -10		D - 9	98502-06016	G - 9
95023-10030	F -10		H - 5	98503-03008	C - 8
95023-10050	F -13		H - 6	98503-05025	F -14
95026-10016	H-15	95801-08040	H - 6	98506-04018	F - 7
95301-04600	H-15	95801-12016	C -10		F - 9
	I - 2	95802-08050	F -15	97016-08016	D-13
95301-06800	D-10	95806-06035	G-10	97021-06020	D - 5
95301-12700	E - 7		G-12		D - 6
95303-05600	B -11	95806-08016	E -13		I - 6
	I - 3	95811-06012	B -14	97021-08016	D-12
95303-06600	D - 9		B -15	97021-08035	D-14
	H-10	95811-06025	H - 8	97021-10050	D-14

NUMERICAL INDEX

PART NO.	GRID NO.	PART NO.	GRID NO.	PART NO.	GRID NO.
97026-06030	F - 7	98506-05010	F - 5		
97701-30106	G-14		G-15		
	G-15	98506-05012	D-12		
97701-30108	G-14		D-13		
97701-40516	H-12	98506-05016	F - 5		
97701-40710	G-15		G - 3		
97701-50510	D-12		G - 5		
97702-30512	H-15		H - 2		
97702-30512	I - 2		H - 3		
97702-40510	G - 6		H - 4		
97702-40514	H - 9	98506-05035	I - 4		
97702-40612	H - 4	98506-05040	I - 4		
97702-50520	I - 7	98506-05045	I - 4		
97706-40008	G-15	98511-04012	C - 4		
97706-40510	G - 9		F - 7		
97780-40520	H - 9		F-14		
97780-60112	C - 3		H-10		
98501-03008	H-14	98511-04016	H-12		
	H-15	98580-04010	C - 4		
	I - 2	98580-04012	H-15		
	H-10		I - 2		
98501-03010	I - 6	98701-05012	I - 6		
98501-04008	B -11	98701-05016	D - 4		
98501-05008	C - 6	98706-04012	F - 7		
	E - 5		F - 9		
98501-05010	E-12		F-14		
	E-13		F-11		
98501-05012	C - 4	99001-06600	F-14		
98501-05016	E - 5	99001-09600	D - 5		
	E-11	99001-10600	H - 3		
	F - 5	99006-05600	B - 9		
	G - 7	99009-10400	B-13		
	H-12	99009-11400	B-13		
	F - 2	99009-12400	D - 5		
	C - 2		D-14		
	G - 3	99009-18400	F - 2		
	C-11	99009-52500	B - 2		
	E -11	99510-08016	B-15		
	F - 6		B - 3		
	C - 5	99510-14016	B - 9		
	E -10	99530-10014	B-13		
	H-13		C - 9		
	H-15		C-11		
	I - 8		C-12		
	F - 6				
	G-10				
	G-12				
	H - 2				
	H-15				



